



**General Directorate of Customs  
Fiscal Analyses Unit**

**BULETINI FISKAL**

**Janar-Nëntor 2016**

**FISCAL BULLETIN  
January-November 2016**

**Përmbajtja**  
**Content**

**Të Ardhurat Doganore në Total dhe sipas zërave**

**Customs Revenues**

1. Realizimi i të Ardhurave Doganore (Taksë doganore, Akcisë, Tvsh, Rentë minerare, etj.)  
Customs Revenues ( Customs Duty, Excise, VAT, Mineral Royalty, etc.)
2. Realizimi i të Ardhurave Doganore në vite  
Customs Revenues in years
3. Taksa Doganore në vite  
Customs Duty in years
4. Akcisa në vite  
Excise in years
5. Tvsh në vite  
VAT in years
6. Renta minerare në vite  
Mineral Royalty in years
7. Niveli mesatar i Taksës Doganore në vite  
Average Tariff Rate in years

**Volumi i Importeve në Vlerë**

**Value of Imports**

8. Vlera e importeve sipas muajve  
Value of imports by months
9. Vlera e importeve në vite  
Value of imports in years
10. Importi i Taksuar në vite  
Taxable imports in years
11. Importi i Pataksuar në vite  
Untaxable Imports in years
12. Importi me Regjim Perpunimi Aktiv në vite  
Import under inëard processing in years
13. Kursi i këmbimit të dollarit amerikan kundrejt lekut  
Exchange rate USD/Lek
14. Kursi i këmbimit të Euros kundrejt lekut  
Exchange rate Euro/Lek

**Mallrat Kryesore të Akcisës dhe Mallrat që zënë peshën kryesore në Totalin e të Ardhurave**

**Main Excise Commodities and Main Imports Revenues Collected**

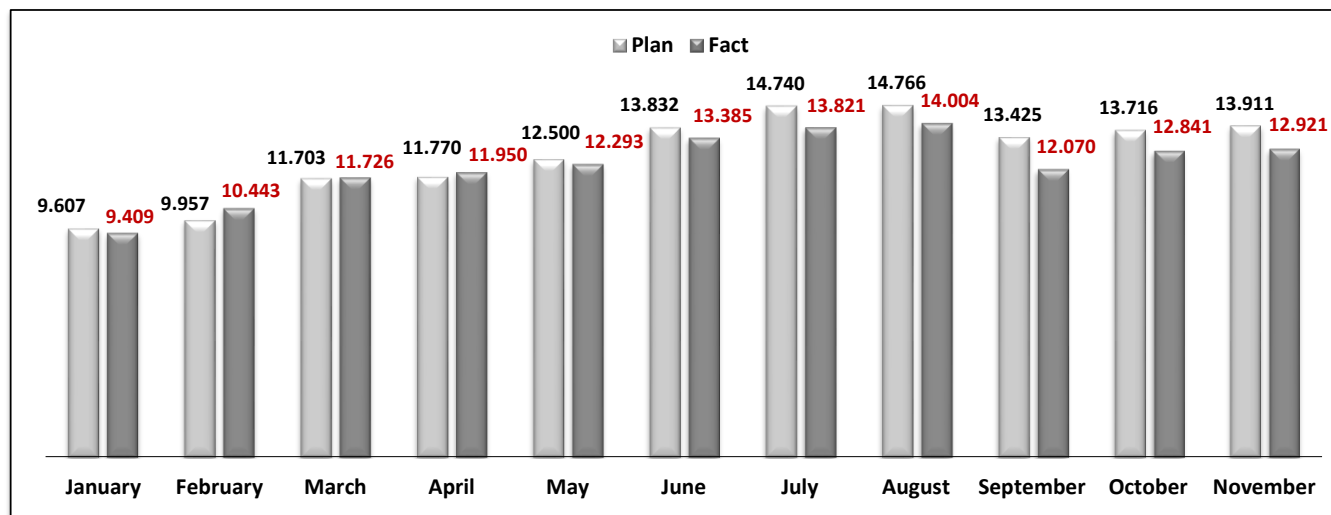
15. Mallrat Kryesore të Akcizës ( Cigare, Birrë, Kafe, Karburant )  
Main Excise Commodities by months( Cigarette, Beer, Fuel, Coffee)
16. Importi i Kafes, Birrës, Cigareve, Karburantit në Vite  
Main Excise Commodities by years ( Coffee, Beer, Cigarette, Fuel )
17. Mallrat që zënë peshën kryesore në Totalin e Të Ardhurave  
Main Imports Revenues Collected

Tabela 1 Realizimi i të Ardhurave Doganore ( TD,Akcisë,Tvsh, Rentë minerare)  
 Table 1 Customs Revenues ( Customs Duty,Excise,VAT,Mineral Royalty)

Në milion lekë

Muajt	Plani	Fakti	Dif (Vlerë absolute)	Realizimi ne %	Months
Janar	9.607	9.409	-198	98	January
Shkurt	9.957	10.443	486	105	February
Mars	11.703	11.726	23	100	March
Prill	11.770	11.950	179	102	April
Maj	12.500	12.293	-208	98	May
Qershor	13.832	13.385	-447	97	June
Korrik	14.740	13.821	-919	94	July
Gusht	14.766	14.004	-762	95	August
Shtator	13.425	12.070	-1.356	90	September
Tetor	13.716	12.841	-875	94	October
Nentor	13.911	12.921	-989	93	November
<b>Progresivi</b>	<b>139.930</b>	<b>134.863</b>	<b>(5.066)</b>	<b>96</b>	<b>Total</b>

Nuk janë të zbritura Rimbursimet e Akcizës

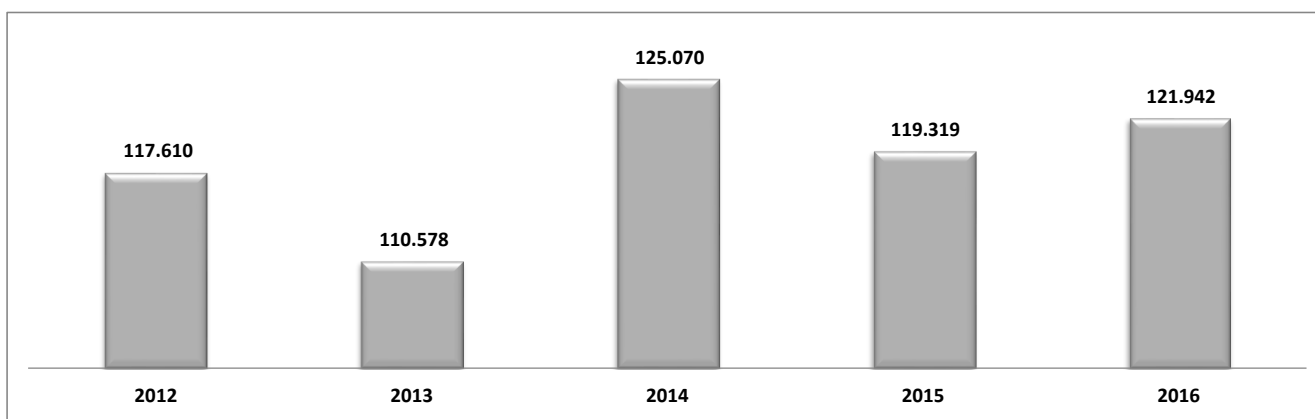


**Tabela 2 Realizimi i të Ardhurave Doganore në vite**  
**Table 2 Customs Revenues in years**

*Në milion lekë*

Muajt	2012	2013	2014	2015	2016	Months
Janar	7.720	8.988	9.175	8.406	9.409	January
Shkurt	8.800	8.963	10.177	9.755	10.443	February
Mars	10.879	9.929	12.203	11.115	11.726	March
Prill	9.492	11.164	11.613	11.746	11.950	April
Maj	10.440	11.721	12.893	12.014	12.293	May
Qershor	10.923	10.599	13.234	12.965	13.385	June
Korrik	11.299	12.926	12.658	13.968	13.821	July
Gusht	12.881	12.456	14.707	13.791	14.004	August
Shtator	11.173	10.591	13.595	12.485	12.070	September
Tetor	12.369	13.240	14.815	13.073	12.841	October
Nentor	11.633	12.295	12.622	12.395	12.921	November
<b>Progresivi</b>	<b>117.610</b>	<b>110.578</b>	<b>125.070</b>	<b>119.319</b>	<b>121.942</b>	<b>Total</b>

*Nuk janë të zbritura Rimbursimet e Akcizës*



**Tabela 3 Taksa Doganore në vite**  
**Table 3 Customs Duty in years**

*Në milion Lekë*

Muajt	2012	2013	2014	2015	2016	Months
Janar	412	349	388	350	398	January
Shkurt	436	405	401	395	410	February
Mars	500	412	452	531	498	March
Prill	426	477	466	413	468	April
Maj	534	509	548	452	532	May
Qershor	565	422	500	501	543	June
Korrik	572	557	500	525	581	July
Gusht	560	498	485	553	529	August
Shtator	503	433	508	477	474	September
Tetor	507	515	584	537	527	October
Nentor	534	533	508	489	537	November
<b>Progresivi</b>	<b>5.547</b>	<b>5.111</b>	<b>5.341</b>	<b>5.223</b>	<b>5.499</b>	<b>Total</b>

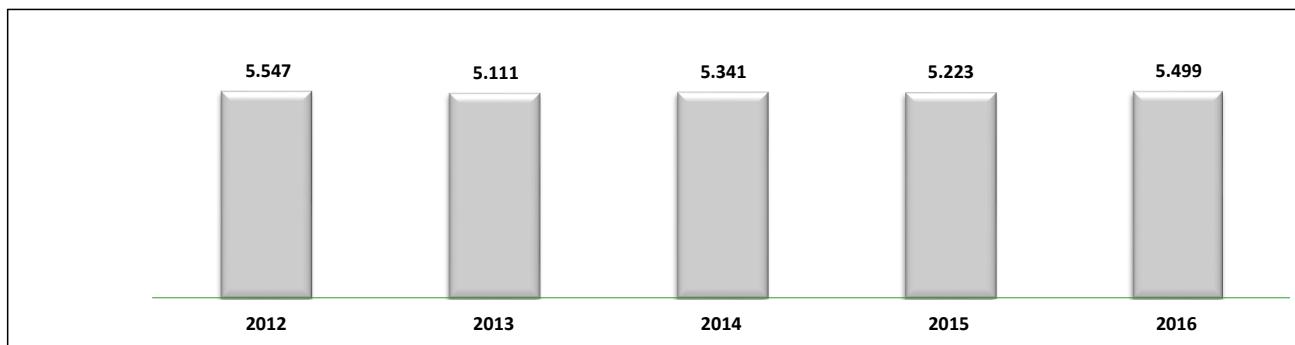
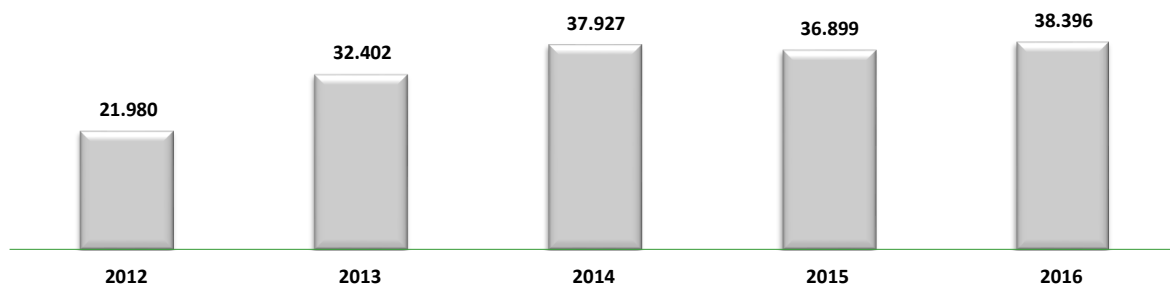


Tabela 4 Akciza në vite  
Table 4 Excise in years

Në milion Lekë

Muajt	2012	2013	2014	2015	2016	Months
Janar	1.102	2.329	1.622	2.050	2.812	January
Shkurt	1.507	2.506	2.068	2.583	2.854	February
Mars	1.792	2.391	2.464	2.697	3.029	March
Prill	1.399	2.916	2.953	3.605	3.379	April
Maj	1.683	3.105	3.416	3.305	3.466	May
Qershor	2.126	2.701	3.750	3.707	3.818	June
Korrik	2.676	3.414	3.649	4.033	4.264	July
Gusht	2.825	3.390	4.927	4.680	4.240	August
Shtator	2.209	2.395	4.446	3.622	3.449	September
Tetor	2.267	3.738	4.836	3.338	3.541	October
Nentor	2.395	3.516	3.795	3.278	3.544	November
<b>Progresivi</b>	<b>21.980</b>	<b>32.402</b>	<b>37.927</b>	<b>36.899</b>	<b>38.396</b>	<b>Total</b>



Shënim :

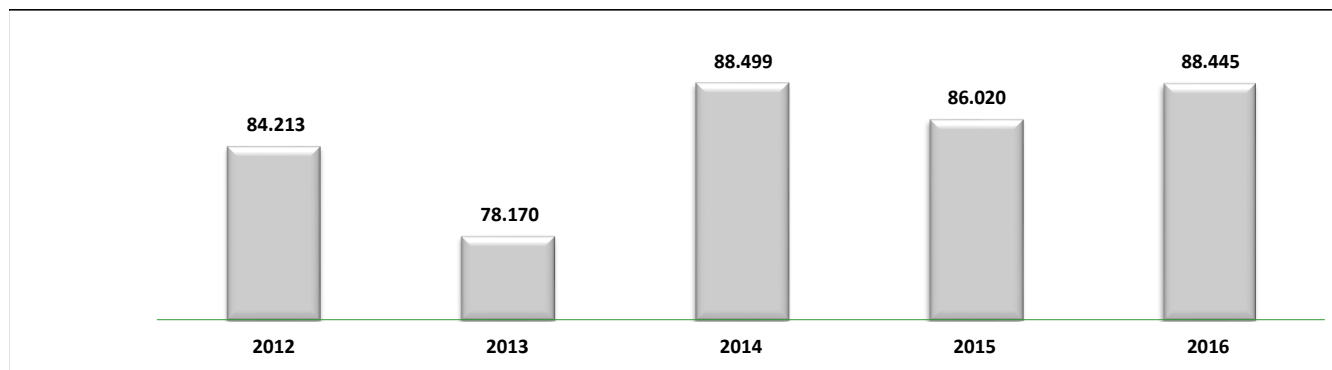
1.Të dhënat e vitin 2012 nuk përfshijnë akcizën e mbledhur nga administrata tatimore

Tabela 5 Tvsh në vite

Table 5 VAT in years

Në milion lekë

Muajt	2012	2013	2014	2015	2016	Months
Janar	5.847	5.651	6.627	5.805	6.039	January
Shkurt	6.445	5.620	7.158	6.581	7.012	February
Mars	8.026	6.403	8.647	7.657	7.990	March
Prill	7.045	7.178	7.512	7.444	7.890	April
Maj	7.762	7.420	8.239	7.792	8.141	May
Qershor	7.894	6.879	8.360	8.278	8.717	June
Korrik	7.694	8.199	7.985	8.986	8.704	July
Gusht	8.856	7.820	8.700	8.245	8.972	August
Shtator	7.537	7.106	8.249	8.006	7.876	September
Tetor	8.992	8.237	9.003	8.883	8.580	October
Nentor	8.116	7.654	8.018	8.343	8.524	November
<b>Progresivi</b>	<b>84.213</b>	<b>78.170</b>	<b>88.499</b>	<b>86.020</b>	<b>88.445</b>	<b>Total</b>



**Tabela 6 Renta Minerare në vite**  
**Table 6 Mineral Royalty in years**

*Në milion Lekë*

Muajt	2012	2013	2014	2015	2016	Months
Janar	331	659	539	201	160	January
Shkurt	389	432	551	195	167	February
Mars	534	724	639	230	209	March
Prill	605	592	682	284	213	April
Maj	471	687	689	465	153	May
Qershor	338	598	624	478	307	June
Korrik	356	755	524	424	272	July
Gusht	640	748	594	312	263	August
Shtator	524	656	391	381	270	September
Tetor	539	749	392	315	193	October
Nentor	556	592	300	285	316	November
<b>Progresivi</b>	<b>5.282</b>	<b>7.191</b>	<b>5.926</b>	<b>3.572</b>	<b>2.523</b>	<b>Total</b>

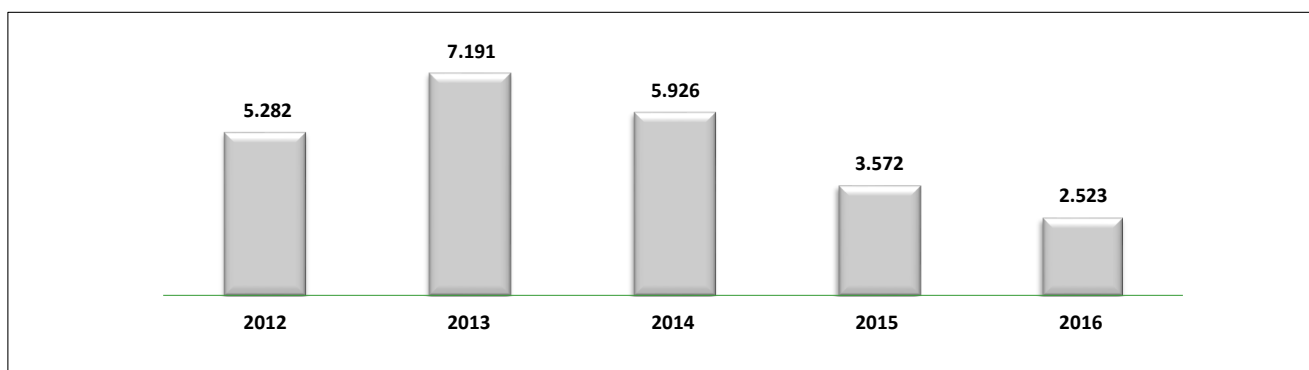




Tabela 7 Niveli mesatar i taksës doganore në vite

Table 7 Average Tariff Rate in years

Muajt	2012	2013	2014	2015	2016	Months
Janar	1,34	1,31	1,34	1,30	1,42	January
Shkurt	1,47	1,53	1,31	1,29	1,23	February
Mars	1,36	1,34	1,39	1,48	1,31	March
Prill	1,28	1,43	1,26	1,20	1,12	April
Maj	1,48	1,49	1,44	1,28	1,32	May
Qershor	1,53	1,33	1,31	1,34	1,32	June
Korrik	1,56	1,47	1,37	1,31	1,45	July
Gusht	1,49	1,41	1,28	1,54	1,31	August
Shtator	1,37	1,31	1,33	1,30	1,22	September
Tetor	1,36	1,38	1,39	1,33	1,29	October
Nentor	1,45	1,54	1,39	1,25	1,36	November
<b>Niveli mesatar i</b>	<b>1,43</b>	<b>1,41</b>	<b>1,35</b>	<b>1,33</b>	<b>1,30</b>	<b>Average tariff rate</b>

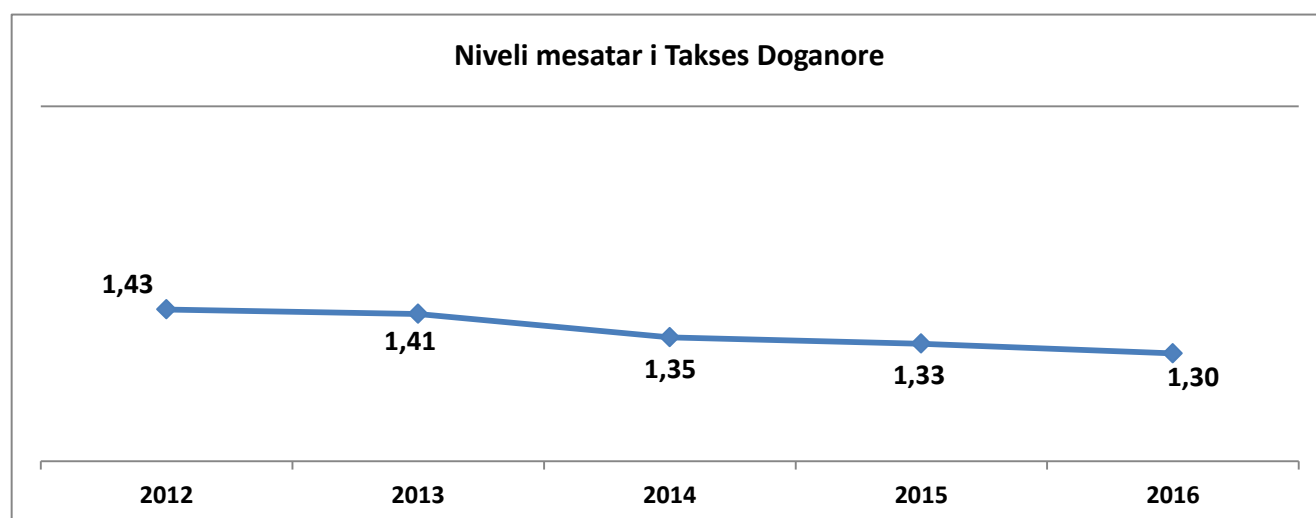


Tabela 8 Vlera e Importeve sipas muajve  
Table 8 Value of imports by months

Në milion lekë

Muajt	Import		Import i Taksuar		Import i Pataksuar		Përpunim Aktiv		Të Tjera		Months
	Vlera		Vlera	%	Vlera	%	Vlera	%	Vlera	%	
Janar	35.642		27.993	78,5	314	0,9	6.752	18,9	583	1,6	January
Shkurt	42.763		33.256	77,8	215	0,5	8.146	19,0	1.146	2,7	February
Mars	48.727		38.118	78,2	731	1,5	8.059	16,5	1.819	3,7	March
Prill	55.691		41.771	75,0	222	0,4	9.600	17,2	4.098	7,4	April
Maj	52.894		40.245	76,1	516	1,0	10.608	20,1	1.525	2,9	May
Qershor	53.916		41.040	76,1	701	1,3	10.432	19,3	1.743	3,2	June
Korrik	53.203		40.028	75,2	859	1,6	9.907	18,6	2.410	4,5	July
Gusht	47.981		40.312	84,0	614	1,3	5.359	11,2	1.695	3,5	August
Shtator	48.887		38.744	79,3	355	0,7	8.225	16,8	1.563	3,2	September
Tetor	52.977		40.965	77,3	271	0,5	9.833	18,6	1.909	3,6	October
Nëntor	51.152		39.414	77,1	678	1,3	9.573	18,7	1.488	2,9	November
Progresivi	543.833		421.884	77,6	5.476	1,0	96.494	18	19.979	3,7	Total

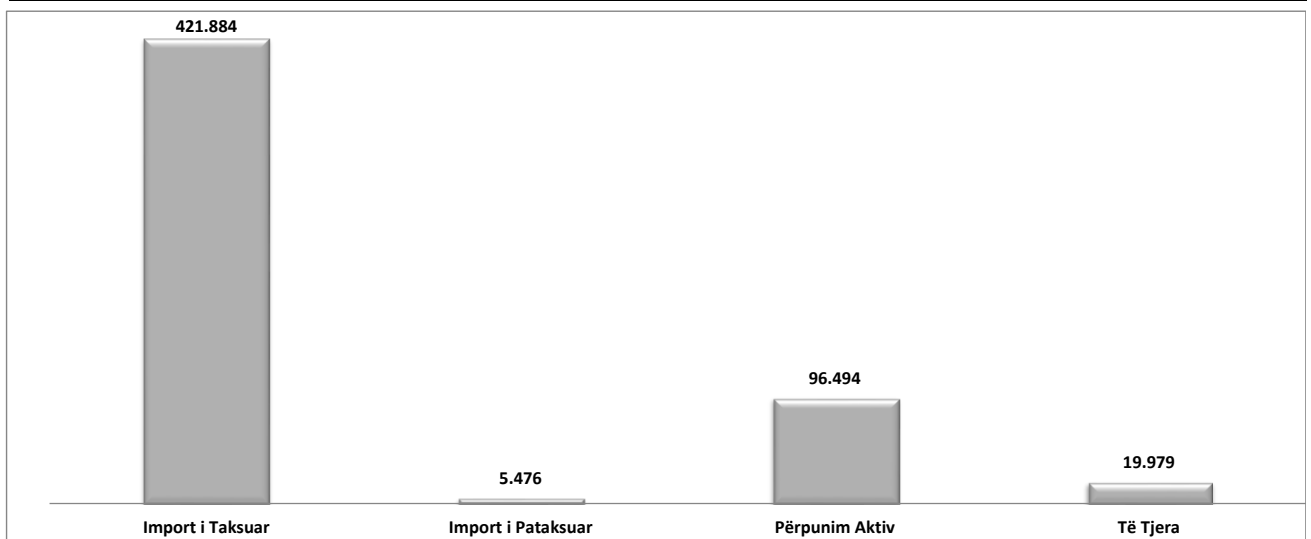
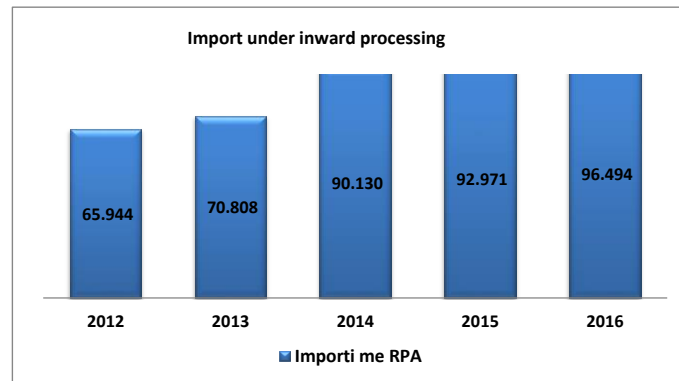
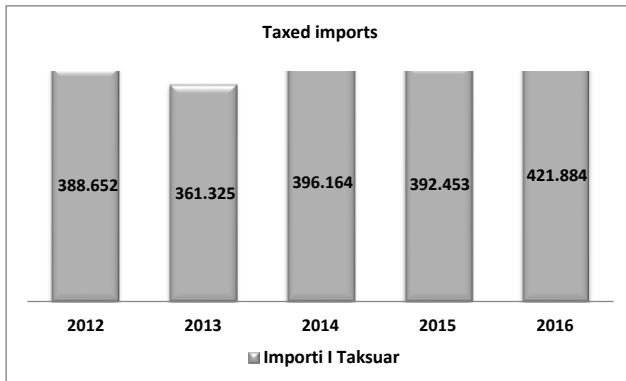


Tabela 9 Vlera e Importeve për periudhën Janar- Nëntor 2012-2016  
 Table 9 Value of Imports in years January-November 2012-2016

Në milion lekë

Vitet	2012	2013	2014	2015	2016	Years
Importi I Taksuar	388.652	361.325	396.164	392.453	421.884	Taxable imports
Importi I Pataksuar	28.705	28.755	17.456	7.060	5.476	Untaxable imports
Importi me RPA	65.944	70.808	90.130	92.971	96.494	Import under inward processing
Te tjera Importe	14.763	18.824	19.763	19.763	19.979	Other imports
<b>Totali I Importeve</b>	<b>498.064</b>	<b>479.712</b>	<b>523.513</b>	<b>512.247</b>	<b>543.833</b>	<b>Total of imports</b>



**Tabela 10 Importi i Taksuar në vite**  
**Table 10 Taxable imports in years**

*Ne milion leke*

Muajt	2012	2013	2014	2015	2016	Months
Janar	30.834	26.600	29.003	26.938	27.993	January
Shkurt	29.544	26.486	30.544	30.558	33.256	February
Mars	36.785	30.599	32.519	35.797	38.118	March
Prill	33.392	33.290	36.849	34.322	41.771	April
Maj	36.009	34.303	38.098	35.248	40.245	May
Qershor	37.024	31.690	38.048	37.477	41.040	June
Korrik	36.558	37.754	36.582	40.029	40.028	July
Gusht	37.704	35.477	37.841	35.984	40.312	August
Shtator	36.846	33.189	38.129	36.695	38.744	September
Tetor	37.200	37.287	41.990	40.369	40.965	October
Nentor	36.758	34.651	36.560	39.036	39.414	November
<b>Progresivi</b>	<b>388.652</b>	<b>361.325</b>	<b>396.164</b>	<b>392.453</b>	<b>421.884</b>	<b>Total</b>

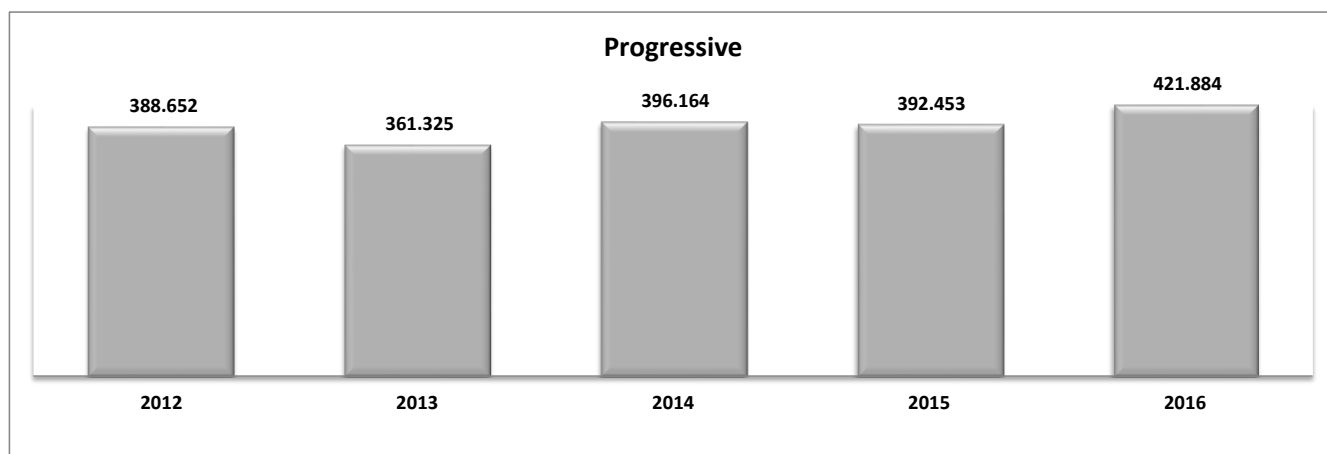
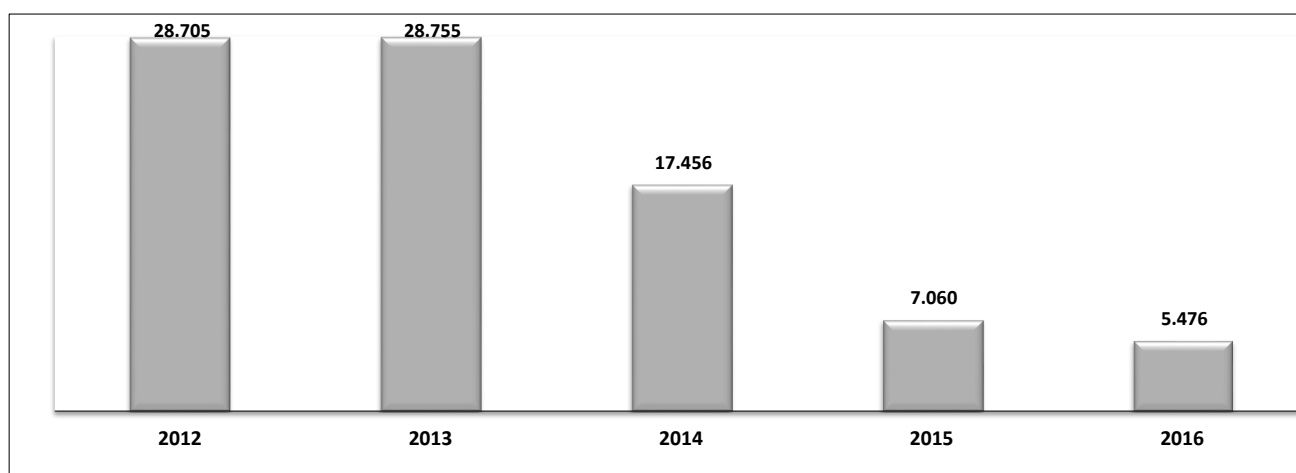


Tabela 11 Importi i Pataksuar në Vite  
Table 11 Not Taxable Imports in years

*Në milion lekë*

Muajt	2012	2013	2014	2015	2016	Months
Janar	1.874	2.589	1.518	541	314	January
Shkurt	3.138	1.947	2.077	1.069	215	February
Mars	1.977	2.408	2.330	497	731	March
Prill	1.589	2.233	1.062	640	222	April
Maj	2.505	3.126	1.315	695	516	May
Qershor	2.570	2.528	2.017	1.062	701	June
Korrik	3.573	3.463	1.819	712	859	July
Gusht	3.570	3.155	1.961	308	614	August
Shtator	2.229	2.693	1.062	516	355	September
Tetor	2.645	2.526	1.177	578	271	October
Nentor	3.034	2.088	1.117	440	678	November
<b>Progresivi</b>	<b>28.705</b>	<b>28.755</b>	<b>17.456</b>	<b>7.060</b>	<b>5.476</b>	<b>Total</b>



**Tabela 12 Importi me Regjim Përpunimi Aktiv në vite**  
**Table 12 Import Under Inward processing in years**

*Në milion lekë*

Muajt	2012	2013	2014	2015	2016	Months
Janar	4.523	5.148	6.708	7.409	6.752	January
Shkurt	4.873	4.992	6.971	7.596	8.146	February
Mars	5.551	5.797	7.904	8.267	8.059	March
Prill	5.218	6.124	8.504	8.886	9.600	April
Maj	6.101	7.983	9.230	10.254	10.608	May
Qershor	6.597	7.707	9.042	9.770	10.432	June
Korrik	7.583	7.731	8.979	10.451	9.907	July
Gusht	4.652	3.991	5.130	4.483	5.359	August
Shtator	7.977	6.402	8.306	7.159	8.225	September
Tetor	6.766	7.215	9.218	9.114	9.833	October
Nentor	6.101	7.718	10.138	9.580	9.573	November
<b>Progresivi</b>	<b>65.944</b>	<b>70.808</b>	<b>90.130</b>	<b>92.971</b>	<b>96.494</b>	<b>Total</b>

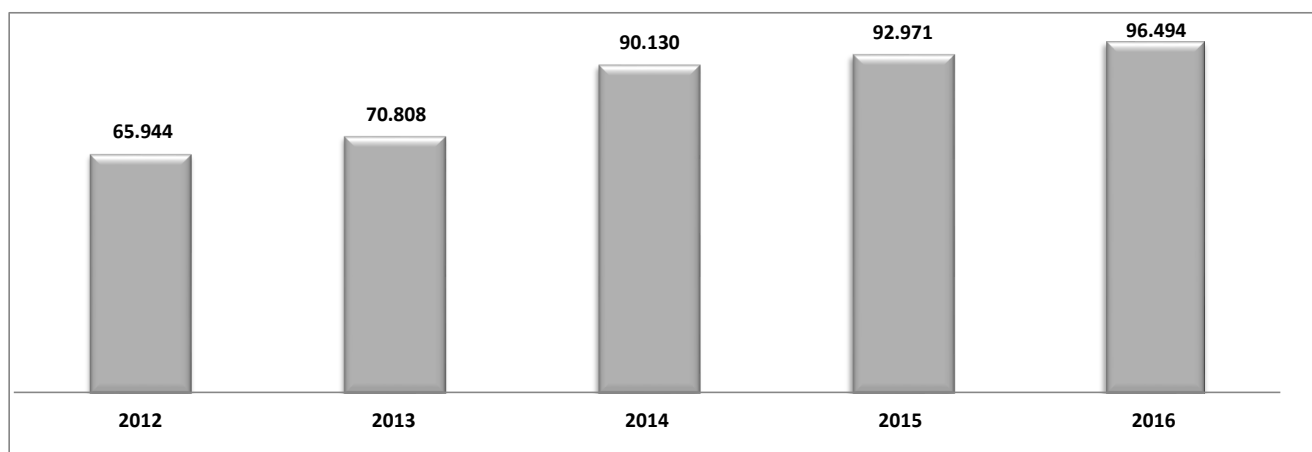


Tabela 13 Kursi i këmbimit të dollarit amerikan kundrejt lekut

Table 13 Exchange rate USD/Lek

Muajt	2012	2013	2014	2015	2016	Months
Janar	107,54	105,85	101,86	118,06	125,79	January
Shkurt	105,30	103,00	103,66	123,35	127,06	February
Mars	104,12	106,48	101,58	124,96	126,59	March
Prill	105,20	109,15	101,89	130,63	122,26	April
Maj	106,04	107,65	101,36	125,61	121,56	May
Qershor	111,92	108,16	102,72	128,48	124,15	June
Korrik	109,86	107,99	102,78	125,57	123,5	July
Gusht	111,95	105,58	103,81	127,49	122,6	August
Shtator	110,09	105,71	105,84	124,63	123,34	September
Tetor	108,34	104,76	110,89	124,24	122,74	October
Nentor	107,62	102,52	110,77	126,43	124,66	November
<b>Kursi mesatar</b>	<b>108,00</b>	<b>106,08</b>	<b>104,29</b>	<b>125,40</b>	<b>124,02</b>	<b>Average rate</b>

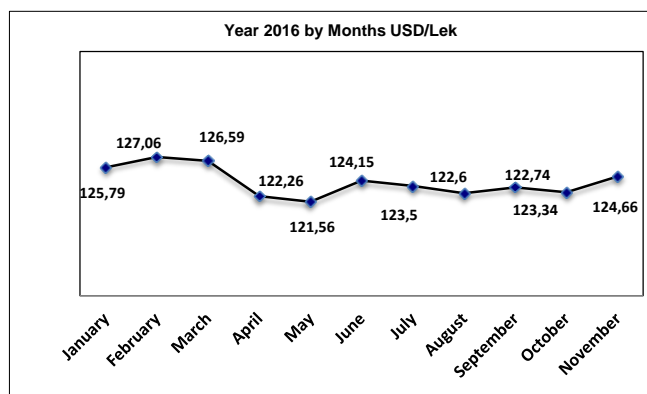
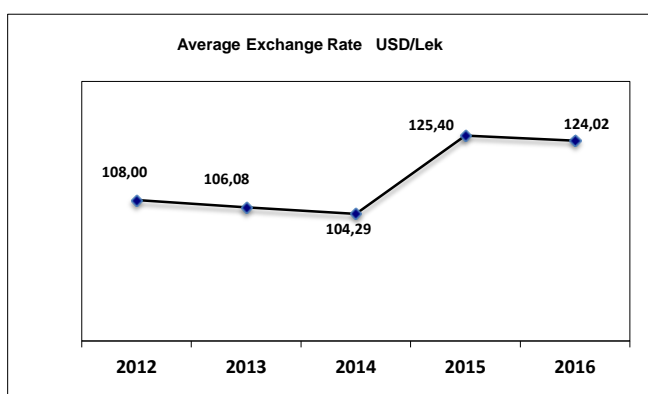


Tabela 14 Kursi i këmbimit të Euros kundrejt lekut  
 Table 14 Exchange rate Euro/Lek

Muajt	2012	2013	2014	2015	2016	Months
Janar	138,93	139,59	140,2	140,14	137,28	January
Shkurt	138,93	139,58	140,44	139,72	138,68	February
Mars	140,08	139,66	140,14	140,36	138,24	March
Prill	140,38	139,91	140,27	140,34	138,77	April
Maj	140,33	140,72	140,08	140,53	138,29	May
Qershor	139,09	140,45	139,86	140,98	138,29	June
Korrik	138,17	140,96	140,26	140,29	137,33	July
Gusht	137,31	140,20	139,02	139,59	136,18	August
Shtator	138,24	139,98	139,44	139,73	137,52	September
Tetor	140,19	141,37	139,89	139,39	137,33	October
Nentor	139,81	140,11	139,27	139,18	136,54	November
<b>Kursi mesatar</b>	<b>139,22</b>	<b>140,23</b>	<b>139,90</b>	<b>140,02</b>	<b>137,68</b>	<b>Average rate</b>

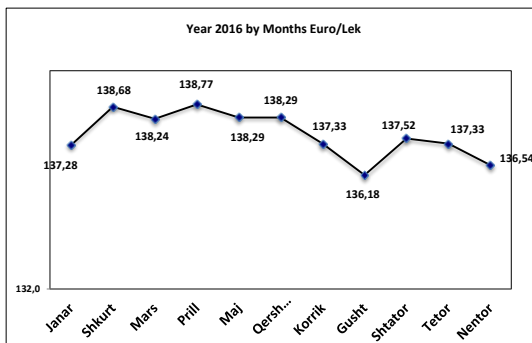
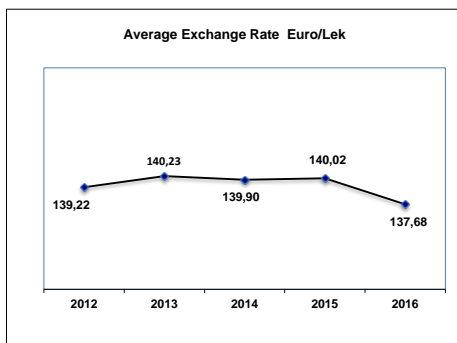




Tabela 15 Mallrat kryesore të Akcisës sipas muajve ( Cigare, Birrë, Karburante, Kafe )  
 Table 15 Main Excise Commodities by months( Cigarette, Beer,Fuel,Coffee)

Muajt	Cigare Cigarette Sasia ne Ton	Birrë Beer Sasia ne 000/litra	Karburante Fuel Sasia ne ton	Kafe Coffee Sasia ne Ton	Months
Janar	217	1.139	35.334	574	January
Shkurt	201	1.551	35.246	640	February
Mars	205	1.772	39.066	764	March
Prill	206	2.475	40.535	705	April
Maj	248	2.702	42.016	912	May
Qershor	276	3.749	48.641	498	June
Korrik	302	4.242	47.812	661	July
Gusht	278	4.893	51.671	789	August
Shtator	248	2.809	35.969	690	September
Tetor	231	2.087	43.284	713	October
Nentor	264	1.438	42.723	899	November
<b>Progresivi</b>	<b>2.677</b>	<b>28.858</b>	<b>462.296</b>	<b>7.845</b>	<b>Total</b>

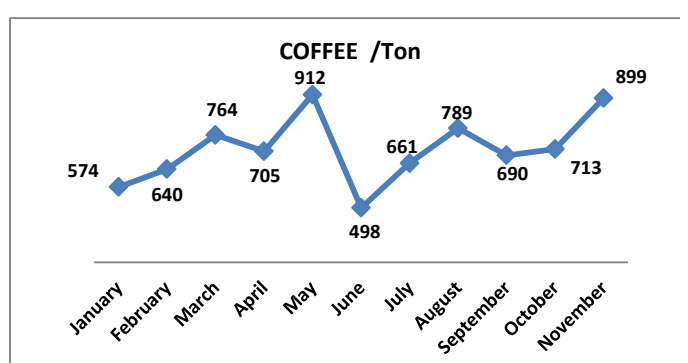
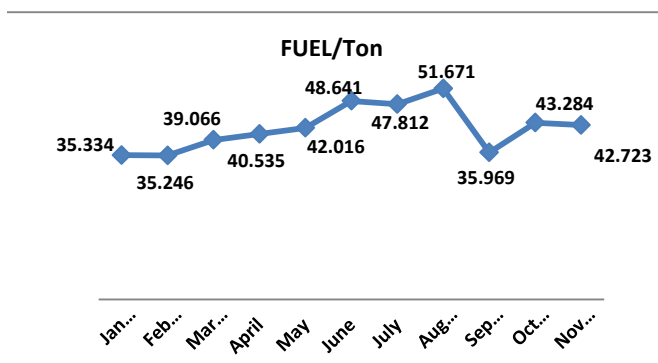
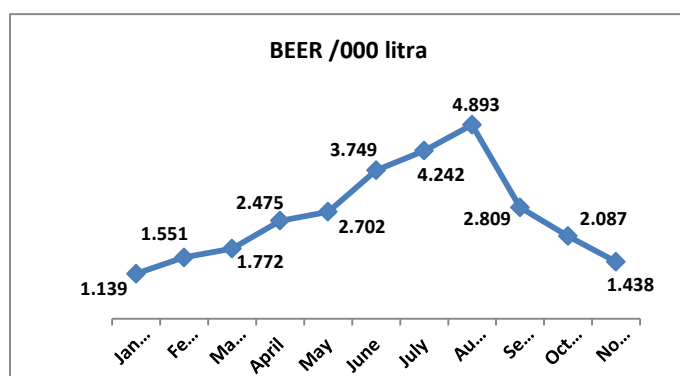
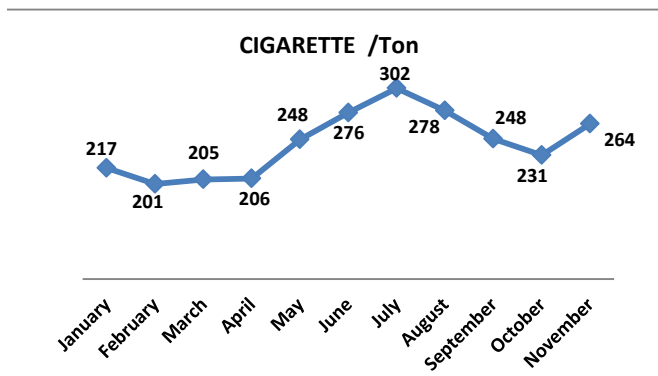


Tabela 16 Mallrat kryesore të Akcisës sipas viteve ( Kafe, Birrë, Cigare, Karburante )

Table 16 Main Excise Commodities by years ( Coffee,Beer,Cigarette,Fuel )

	Kafe Coffee	Birrë Beer	Cigare Cigarette	Karburante Fuel	
	Sasia/Ton	Sasia/ 000/Litra	Sasia/Ton	Sasia/ Ton	
2012	6.674	28.109	3.305	391.878	2012
2013	6.283	25.231	3.129	400.439	2013
2014	6.732	23.866	2.851	429.834	2014
2015	7.806	28.119	2.287	423.992	2015
2016	7.845	28.858	2.677	462.296	2016

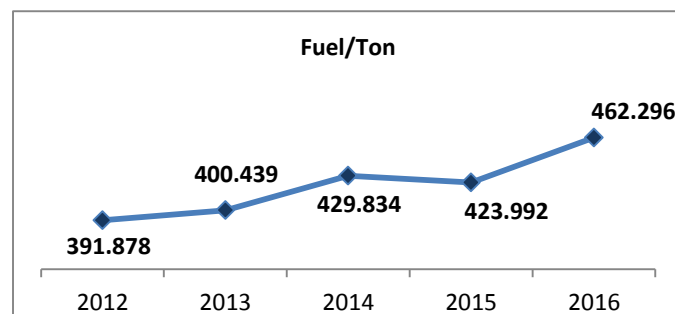
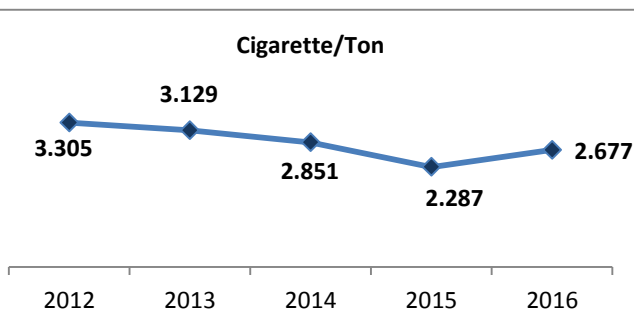
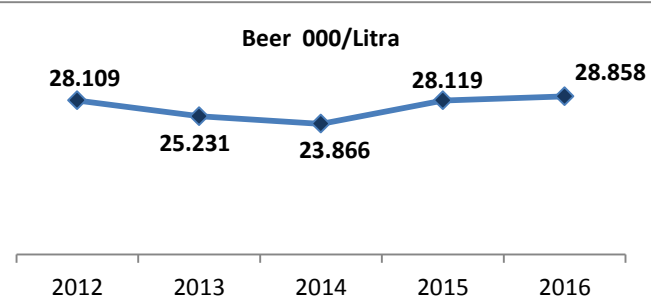
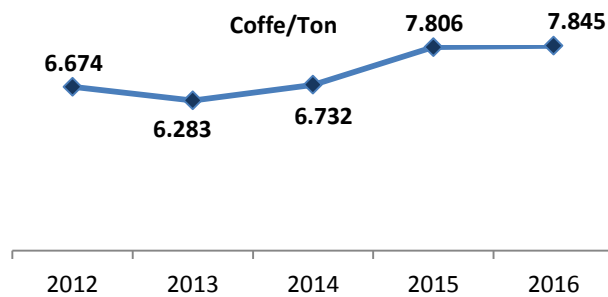


Tabela 17 Të ardhurat sipas mallrave kryesore, Janar-Nëntor 2016

	Pershkrimi	Të Ardhurat në Milion Lekë	Kontributi në % ndaj të ardhurave gjithësej
1	Karburante Import	33.316	24,70
2	Cigare	19.175	14,22
3	Metalet baze dhe artikujt prej tyre	6.968	5,17
4	Automjeteve te perdorura	4.458	3,31
5	Plastika dhe artikujt	3.650	2,71
6	Ushqime te pergatitura	3.274	2,43
7	Veshje, Tekstile	3.258	2,42
8	Detergjentet; parfumeri	2.712	2,01
9	Materiale te ndertimit	2.669	1,98
10	Elektro shtepiake	2.271	1,68
11	Kimikatet inorganike kimike	2.093	1,55
12	Birre Importi	2.055	1,52
13	Fruta Perime	1.820	1,35
14	Rente Minerare Nafte Bruto	1.790	1,33
15	Energji Elektrike	1.731	1,28
16	Druri kashta dhe artikuj prej tyre	1.539	1,14
17	Veshjet e Kembes dhe Kokes	1.525	1,13
18	Mishi	1.525	1,13
19	Automjeteve te reja	1.420	1,05
20	Miell grure	1.418	1,05
	<b>Total</b>	<b>98.668</b>	<b>73,16</b>

Table 17 Main Imports Revenues Collected, January-November 2016

	Description	Revenues In Million Leke	Contribution in % to Customs Revenues total
1	Fuels Import and Production	33.316	24,70
2	Cigars	19.175	14,22
3	Base metals and articles thereof	6.968	5,17
4	Used vehicles for the transport	4.458	3,31
5	Plastics and articles thereof	3.650	2,71
6	Prepared food	3.274	2,43
7	Clothing, Textiles	3.258	2,42
8	Organic surface-active agents, Perfumes	2.712	2,01
9	Construction Materials	2.669	1,98
10	Electro domestic, electric stoves pianura; boiler, washing machine frirorifere TV	2.271	1,68
11	Chemicals	2.093	1,55
12	Beer imports	2.055	1,52
13	Fruits Vegetables	1.820	1,35
14	Royalty for crude oil Export	1.790	1,33
15	Electrical energy	1.731	1,28
16	Footwear and Hats and other headgear	1.539	1,14
17	Wood and articles of straw	1.525	1,13
18	Meat	1.525	1,13
19	New vehicles for the transport	1.420	1,05
20	Wheat or meslin flour	1.418	1,05
	<b>Total</b>	<b>98.668</b>	<b>73,16</b>