



**General Directorate of Customs
Fiscal Analyses Unit**

BULETINI FISKAL

Janar-Shtator 2016

**FISCAL BULLETIN
January-September 2016**

Përmbajtja
Content

Të Ardhurat Doganore në Total dhe sipas zërave

Customs Revenues

1. Realizimi i të Ardhurave Doganore (Taksë doganore, Akcisë, Tvsh, Rentë minerare, etj.)
Customs Revenues (Customs Duty, Excise, VAT, Mineral Royalty, etc.)
2. Realizimi i të Ardhurave Doganore në vite
Customs Revenues in years
3. Taksa Doganore në vite
Customs Duty in years
4. Akcisa në vite
Excise in years
5. Tvsh në vite
VAT in years
6. Renta minerare në vite
Mineral Royalty in years
7. Niveli mesatar i Taksës Doganore në vite
Average Tariff Rate in years

Volumi i Importeve në Vlerë

Value of Imports

8. Vlera e importeve sipas muajve
Value of imports by months
9. Vlera e importeve në vite
Value of imports in years
10. Importi i Taksuar në vite
Taxable imports in years
11. Importi i Pataksuar në vite
Untaxable Imports in years
12. Importi me Regjim Perpunimi Aktiv në vite
Import under inëard processing in years
13. Kursi i këmbimit të dollarit amerikan kundrejt lekut
Exchange rate USD/Lek
14. Kursi i këmbimit të Euros kundrejt lekut
Exchange rate Euro/Lek

Mallrat Kryesore të Akcisës dhe Mallrat që zënë peshën kryesore në Totalin e të Ardhurave

Main Excise Commodities and Main Imports Revenues Collected

15. Mallrat Kryesore të Akcizës (Cigare, Birrë, Kafe, Karburant)
Main Excise Commodities by months(Cigarette, Beer, Fuel, Coffee)
16. Importi i Kafes, Birrës, Cigareve, Karburantit në Vite
Main Excise Commodities by years (Coffee, Beer, Cigarette, Fuel)
17. Mallrat që zënë peshën kryesore në Totalin e Të Ardhurave
Main Imports Revenues Collected

Tabela 1 Realizimi i të Ardhurave Doganore (TD,Akcisë,Tvsh, Rentë minerare)
Table 1 Customs Revenues (Customs Duty,Excise,VAT,Mineral Royalty)

Në milion lekë

Muajt	Plani	Fakti	Dif (Vlerë absolute)	Realizimi ne %	Months
Janar	9.607	9.409	-198	98	January
Shkurt	9.957	10.443	486	105	February
Mars	11.703	11.726	23	100	March
Prill	11.770	11.950	179	102	April
Maj	12.500	12.293	-208	98	May
Qershor	13.832	13.385	-447	97	June
Korrik	14.740	13.821	-919	94	July
Gusht	14.766	14.004	-762	95	August
Shtator	13.425	12.070	-1.356	90	September
Progresivi	112.303	109.101	(3.202)	878	Total

Nuk janë të zbritura Rimbursimet e Akcizës

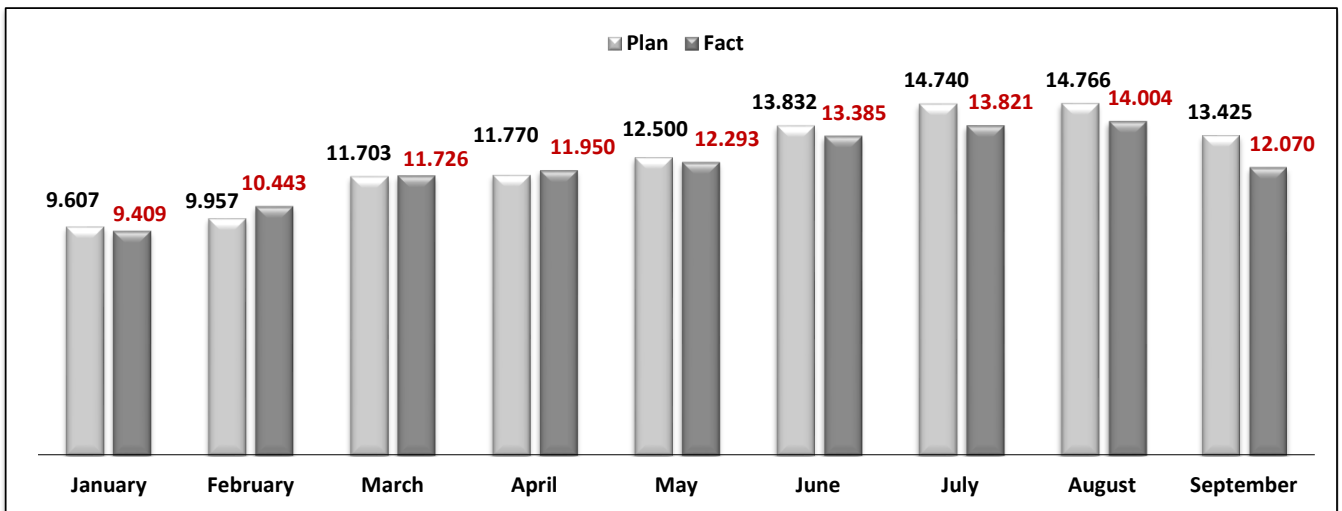


Tabela 2 Realizimi i të Ardhurave Doganore në vite
Table 2 Customs Revenues in years

Në milion lekë

Muajt	2012	2013	2014	2015	2016	Months
Janar	7.720	8.988	9.175	8.406	9.409	January
Shkurt	8.800	8.963	10.177	9.755	10.443	February
Mars	10.879	9.929	12.203	11.115	11.726	March
Prill	9.492	11.164	11.613	11.746	11.950	April
Maj	10.440	11.721	12.893	12.014	12.293	May
Qershor	10.923	10.599	13.234	12.965	13.385	June
Korrik	11.299	12.926	12.658	13.968	13.821	July
Gusht	12.881	12.456	14.707	13.791	14.004	August
Shtator	11.173	10.591	13.595	12.485	12.070	September
Progresivi	93.607	97.338	110.255	106.246	109.101	Total

Nuk janë të zbritura Rimbursimet e Akcizës

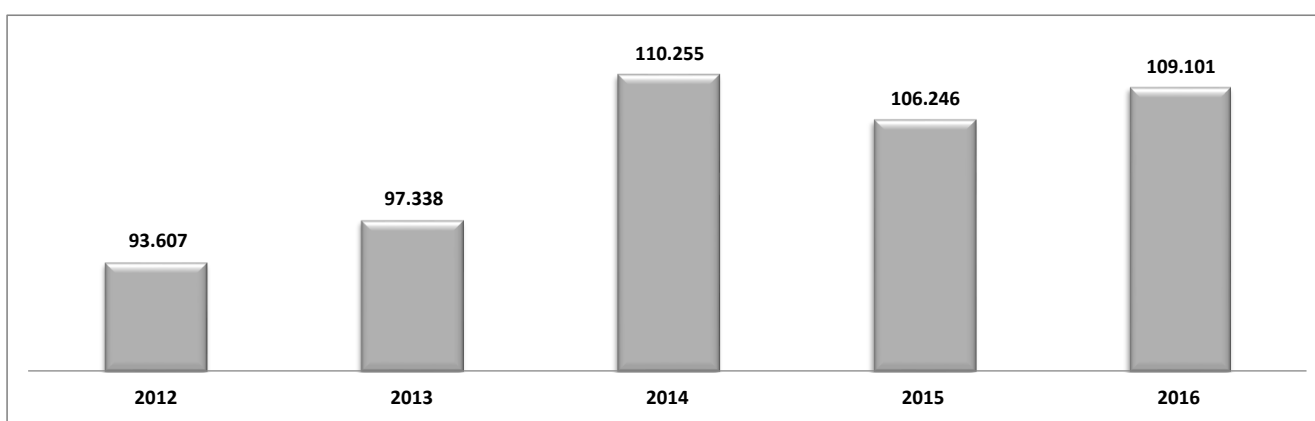


Tabela 3 Taksa Doganore në vite
Table 3 Customs Duty in years

Në milion Lekë

Muajt	2012	2013	2014	2015	2016	Months
Janar	412	349	388	350	398	January
Shkurt	436	405	401	395	410	February
Mars	500	412	452	531	498	March
Prill	426	477	466	413	468	April
Maj	534	509	548	452	532	May
Qershor	565	422	500	501	543	June
Korrik	572	557	500	525	581	July
Gusht	560	498	485	553	529	August
Shtator	503	433	508	477	474	September
Progresivi	4.507	4.063	4.249	4.197	4.434	Total

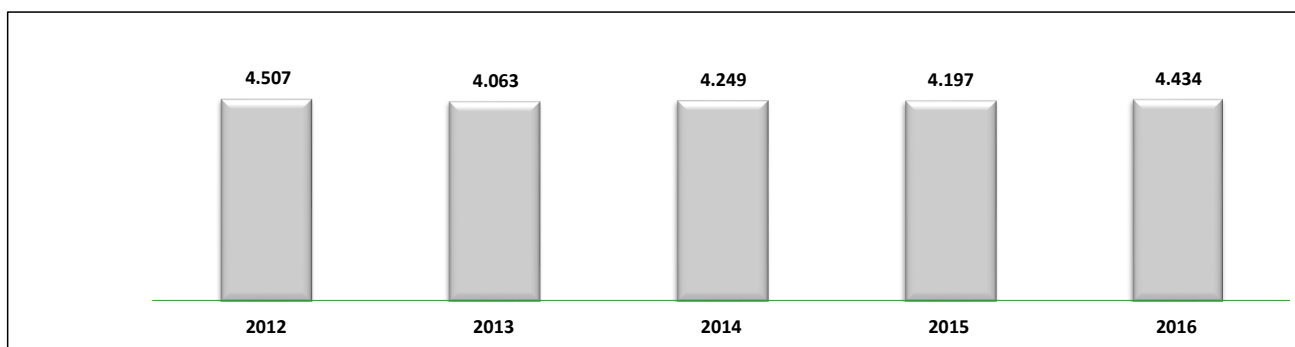
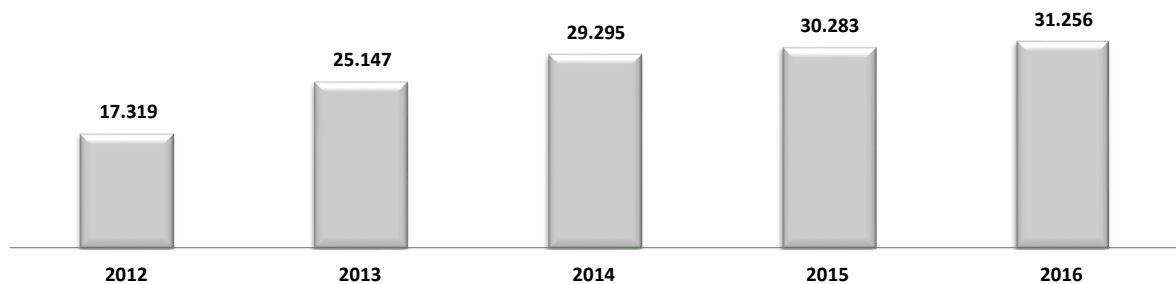


Tabela 4 Akciza në vite
Table 4 Excise in years

Në milion Lekë

Muajt	2012	2013	2014	2015	2016	Months
Janar	1.102	2.329	1.622	2.050	2.812	January
Shkurt	1.507	2.506	2.068	2.583	2.854	February
Mars	1.792	2.391	2.464	2.697	3.029	March
Prill	1.399	2.916	2.953	3.605	3.379	April
Maj	1.683	3.105	3.416	3.305	3.466	May
Qershor	2.126	2.701	3.750	3.707	3.798	June
Korrik	2.676	3.414	3.649	4.033	4.264	July
Gusht	2.825	3.390	4.927	4.680	4.240	August
Shtator	2.209	2.395	4.446	3.622	3.414	September
Progresivi	17.319	25.147	29.295	30.283	31.256	Total



Shënim :

1.Të dhënat e vitin 2012 nuk përfshijnë akcizën e mbledhur nga administrata tatimore

Tabela 5 Tvsh në vite

Table 5 VAT in years

Në milion lekë

Muajt	2012	2013	2014	2015	2016	Months
Janar	5.847	5.651	6.627	5.805	6.039	January
Shkurt	6.445	5.620	7.158	6.581	7.012	February
Mars	8.026	6.403	8.647	7.657	7.990	March
Prill	7.045	7.178	7.512	7.444	7.890	April
Maj	7.762	7.420	8.239	7.792	8.141	May
Qershor	7.894	6.879	8.360	8.278	8.737	June
Korrik	7.694	8.199	7.985	8.986	8.704	July
Gusht	8.856	7.820	8.700	8.245	8.972	August
Shtator	7.537	7.106	8.249	8.006	7.876	September
Progresivi	67.106	62.278	71.477	68.794	71.361	Total

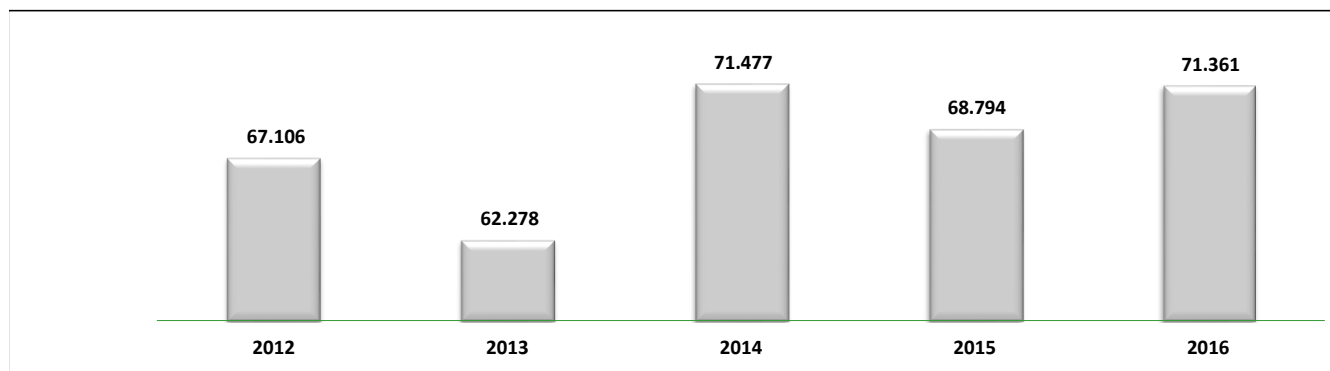


Tabela 6 Renta Minerare në vite
Table 6 Mineral Royalty in years

Në milion Lekë

Muajt	2012	2013	2014	2015	2016	Months
Janar	331	659	539	201	160	January
Shkurt	389	432	551	195	167	February
Mars	534	724	639	230	209	March
Prill	605	592	682	284	213	April
Maj	471	687	689	465	153	May
Qershor	338	598	624	478	307	June
Korrik	356	755	524	424	272	July
Gusht	640	748	594	312	263	August
Shtator	524	656	391	381	270	September
Progresivi	4.187	5.850	5.233	2.972	2.014	Total

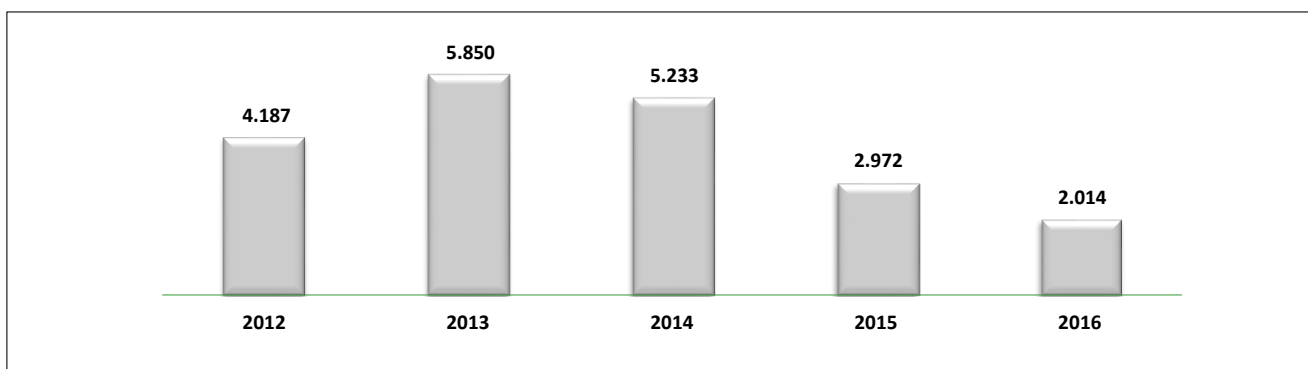


Tabela 7 Niveli mesatar i taksës doganore në vite
Table 7 Average Tariff Rate in years

Muajt	2012	2013	2014	2015	2016	Months
Janar	1,34	1,31	1,34	1,30	1,42	January
Shkurt	1,47	1,53	1,31	1,29	1,23	February
Mars	1,36	1,34	1,39	1,48	1,31	March
Prill	1,28	1,43	1,26	1,20	1,12	April
Maj	1,48	1,49	1,44	1,28	1,32	May
Qershor	1,53	1,33	1,31	1,34	1,32	June
Korrik	1,56	1,47	1,37	1,31	1,45	July
Gusht	1,49	1,41	1,28	1,54	1,31	August
Shtator	1,37	1,31	1,33	1,30	1,22	September
Niveli mesatar i	1,43	1,40	1,34	1,34	1,30	Average tariff rate

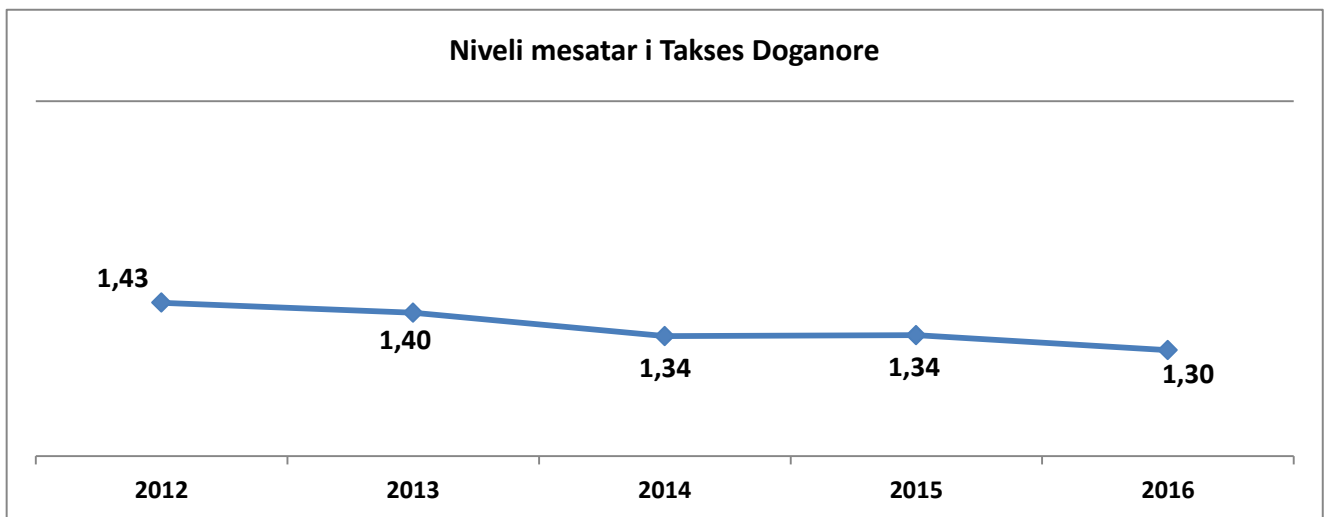


Tabela 8 Vlera e Importeve sipas muajve
Table 8 Value of imports by months

Në milion lekë

Muajt	Import		Import i Taksuar		Import i Pataksuar		Përpunim Aktiv		Të Tjera		Months
	Vlera		Vlera	%	Vlera	%	Vlera	%	Vlera	%	
Janar	35.640		27.993	78,5	314	0,9	6.751	18,9	582	1,6	January
Shkurt	42.770		33.256	77,8	215	0,5	8.153	19,1	1.146	2,7	February
Mars	48.726		38.118	78,2	731	1,5	8.045	16,5	1.833	3,8	March
Prill	55.717		41.771	75,0	222	0,4	9.614	17,3	4.110	7,4	April
Maj	52.935		40.242	76,0	516	1,0	10.631	20,1	1.546	2,9	May
Qershor	53.967		41.039	76,0	701	1,3	10.453	19,4	1.773	3,3	June
Korrik	53.224		40.027	75,2	859	1,6	9.912	18,6	2.426	4,6	July
Gusht	47.950		40.311	84,1	614	1,3	5.371	11,2	1.655	3,5	August
Shtator	48.926		38.738	79,2	355	0,7	8.244	16,9	1.589	3,2	September
Progresivi	439.856		341.494	78	4.528	1,0	77.175	18	16.659	4	Total

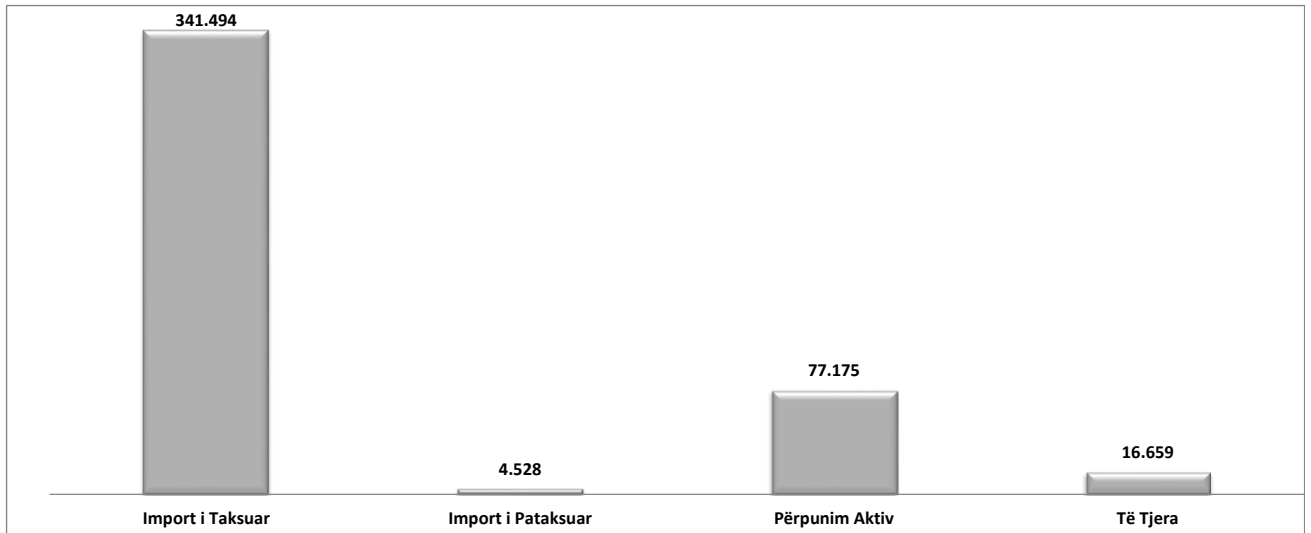


Tabela 9 Vlera e Importeve për periudhën Janar- Shtator 2012-2016
 Table 9 Value of Imports in years January-September 2012-2016

Në milion lekë

Vitet	2012	2013	2014	2015	2016	Years
Importi I Taksuar	314.695	289.387	317.614	313.048	341.494	Taxable imports
Importi I Pataksuar	23.026	24.142	15.161	6.041	4.528	Untaxable imports
Importi me RPA	53.076	55.875	70.773	74.276	77.175	Import under inward processing
Te tjera Importe	12.236	15.763	16.573	16.573	24.904	Other imports
Totali I Importeve	403.032	385.166	420.121	409.939	448.100	Total of imports

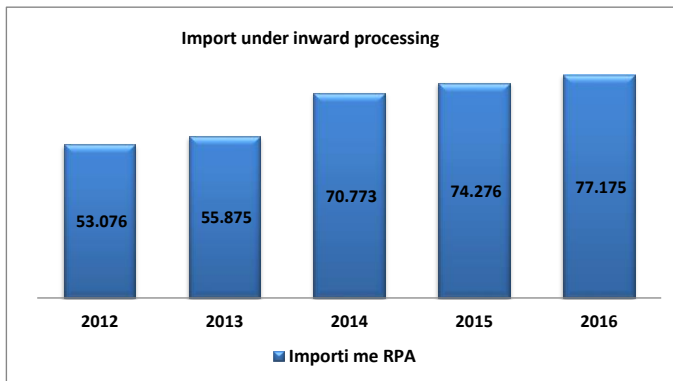
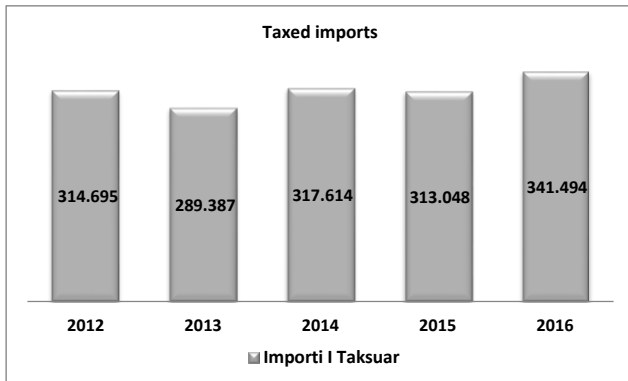


Tabela 10 Importi i Taksuar në vite
Table 10 Taxable imports in years

Ne milion leke

Muajt	2012	2013	2014	2015	2016	Months
Janar	30.834	26.600	29.003	26.938	27.993	January
Shkurt	29.544	26.486	30.544	30.558	33.256	February
Mars	36.785	30.599	32.519	35.797	38.118	March
Prill	33.392	33.290	36.849	34.322	41.771	April
Maj	36.009	34.303	38.098	35.248	40.242	May
Qershor	37.024	31.690	38.048	37.477	41.039	June
Korrik	36.558	37.754	36.582	40.029	40.027	July
Gusht	37.704	35.477	37.841	35.984	40.311	August
Shtator	36.846	33.189	38.129	36.695	38.738	September
Progresivi	314.695	289.387	317.614	313.048	341.494	Total

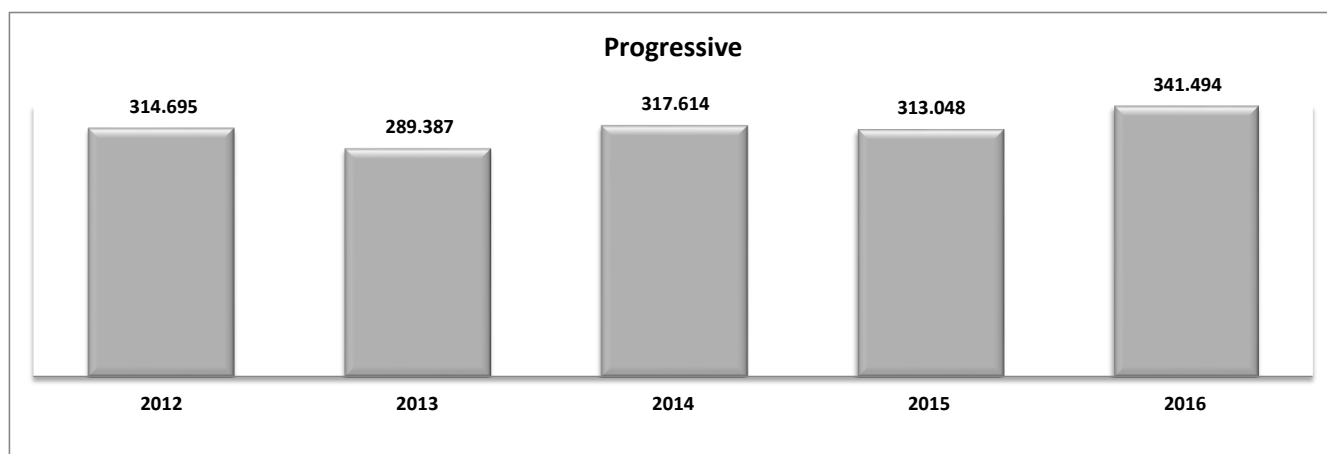


Tabela 11 Importi i Pataksuar në Vite
Table 11 Not Taxable Imports in years

Në milion lekë

Muajt	2012	2013	2014	2015	2016	Months
Janar	1.874	2.589	1.518	541	314	January
Shkurt	3.138	1.947	2.077	1.069	215	February
Mars	1.977	2.408	2.330	497	731	March
Prill	1.589	2.233	1.062	640	222	April
Maj	2.505	3.126	1.315	695	516	May
Qershor	2.570	2.528	2.017	1.062	701	June
Korrik	3.573	3.463	1.819	712	859	July
Gusht	3.570	3.155	1.961	308	614	August
Shtator	2.229	2.693	1.062	516	355	September
Progresivi	23.026	24.142	15.161	6.041	4.528	Total

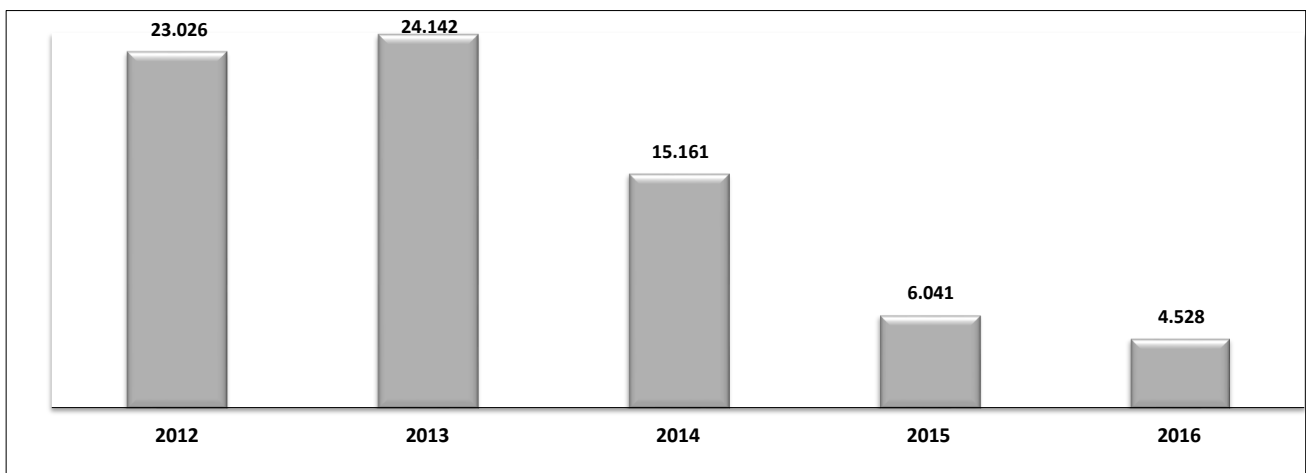


Tabela 12 Importi me Regjim Përpunimi Aktiv në vite
Table 12 Import under inward processing in years

Në milion lekë

Muajt	2012	2013	2014	2015	2016	Months
Janar	4.523	5.148	6.708	7.409	6.751	January
Shkurt	4.873	4.992	6.971	7.596	8.153	February
Mars	5.551	5.797	7.904	8.267	8.045	March
Prill	5.218	6.124	8.504	8.886	9.614	April
Maj	6.101	7.983	9.230	10.254	10.631	May
Qershor	6.597	7.707	9.042	9.770	10.453	June
Korrik	7.583	7.731	8.979	10.451	9.912	July
Gusht	4.652	3.991	5.130	4.483	5.371	August
Shtator	7.977	6.402	8.306	7.159	8.244	September
Progresivi	53.076	55.875	70.773	74.276	77.175	Total

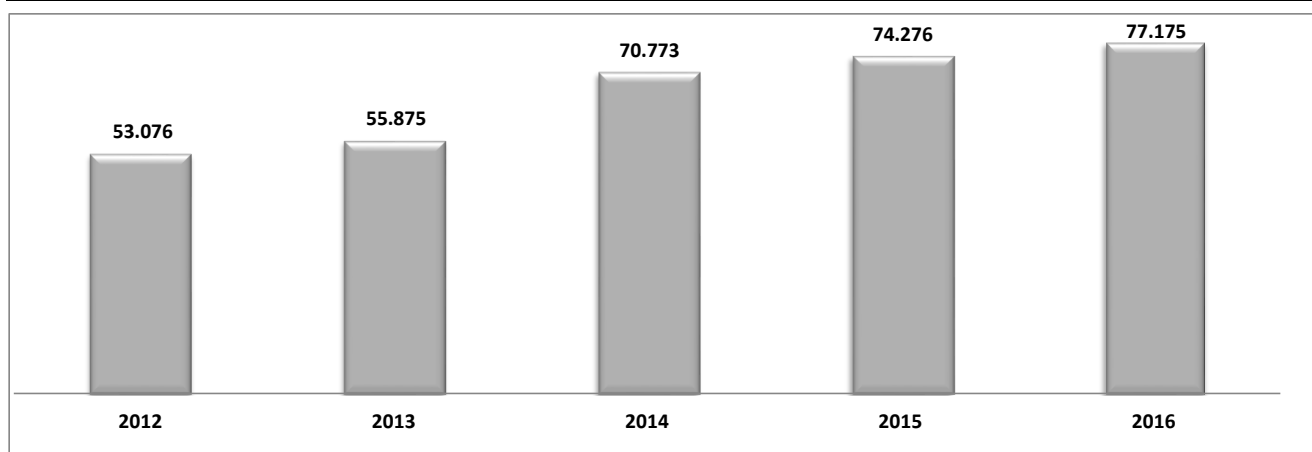


Tabela 13 Kursi i këmbimit të dollarit amerikan kundrejt lekut

Table 13 Exchange rate USD/Lek

Muajt	2012	2013	2014	2015	2016	Months
Janar	107,54	105,85	101,86	118,06	125,79	January
Shkurt	105,30	103,00	103,66	123,35	127,06	February
Mars	104,12	106,48	101,58	124,96	126,59	March
Prill	105,20	109,15	101,89	130,63	122,26	April
Maj	106,04	107,65	101,36	125,61	121,56	May
Qershor	111,92	108,16	102,72	128,48	124,15	June
Korrik	109,86	107,99	102,78	125,57	123,5	July
Gusht	111,95	105,58	103,81	127,49	122,6	August
Shtator	110,09	105,71	105,84	124,63	123,34	137,52
Kursi mesatar	108,00	106,62	102,83	125,42	124,09	Average rate

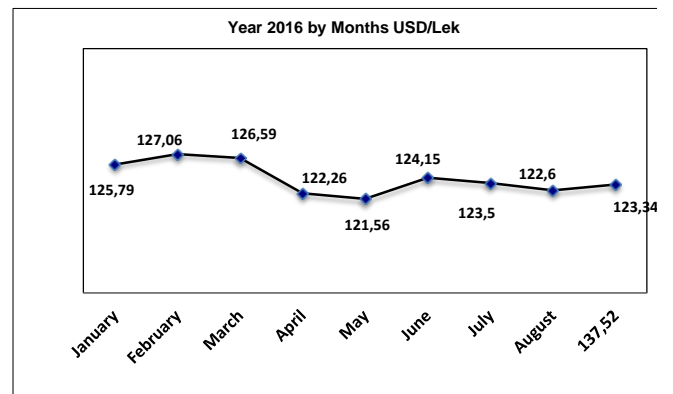
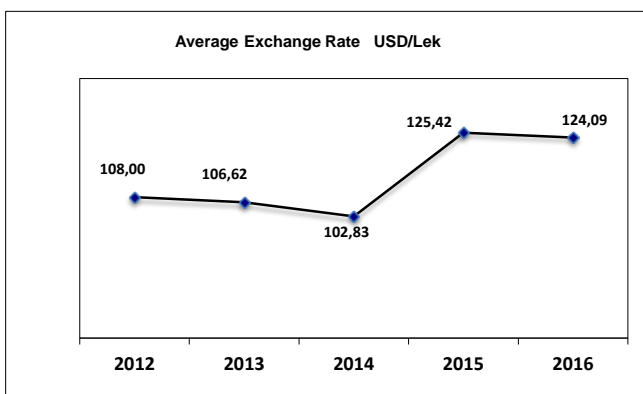


Tabela 14 Kursi i këmbimit të Euros kundrejt lekut
 Table 14 Exchange rate Euro/Lek

Muajt	2012	2013	2014	2015	2016	Months
Janar	138,93	139,59	140,2	140,14	137,28	January
Shkurt	138,93	139,58	140,44	139,72	138,68	February
Mars	140,08	139,66	140,14	140,36	138,24	March
Prill	140,38	139,91	140,27	140,34	138,77	April
Maj	140,33	140,72	140,08	140,53	138,29	May
Qershor	139,09	140,45	139,86	140,98	138,29	June
Korrik	138,17	140,96	140,26	140,29	137,33	July
Gusht	137,31	140,20	139,02	139,59	136,18	August
Shtator	138,24	139,98	139,44	139,73	137,52	September
Kursi mesatar	139,05	140,12	139,97	140,19	137,84	Average rate

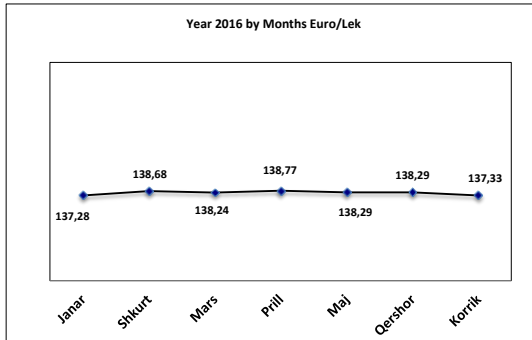
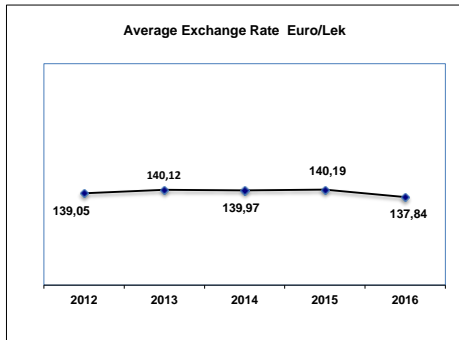


Tabela 15 Mallrat kryesore të Akcisës sipas muajve (Cigare, Birrë, Karburante, Kafe)
 Table 15 Main Excise Commodities by months(Cigarette, Beer,Fuel,Coffee)

Muajt	Cigare Cigarette Sasia ne Ton	Birrë Beer Sasia ne 000/litra	Karburante Fuel Sasia ne ton	Kafe Coffee Sasia ne Ton	Months
Janar	217	1.139	35.334	574	January
Shkurt	201	1.551	35.246	640	February
Mars	205	1.772	39.066	764	March
Prill	206	2.475	40.535	705	April
Maj	248	2.702	42.016	912	May
Qershor	276	3.749	48.641	498	June
Korrik	302	4.242	47.812	661	July
Gusht	278	4.893	51.671	789	August
Shtator	248	2.809	35.969	690	September
Progresivi	2.182	25.333	376.289	6.233	Total

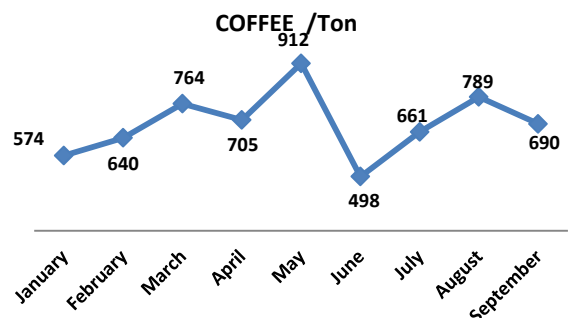
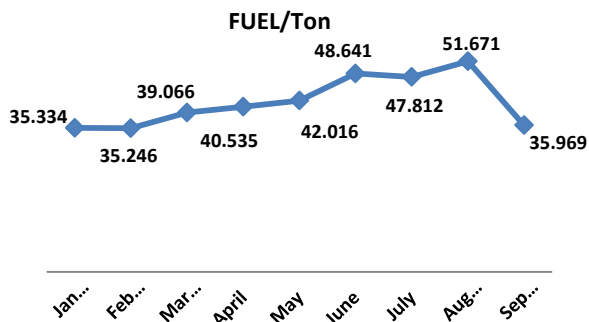
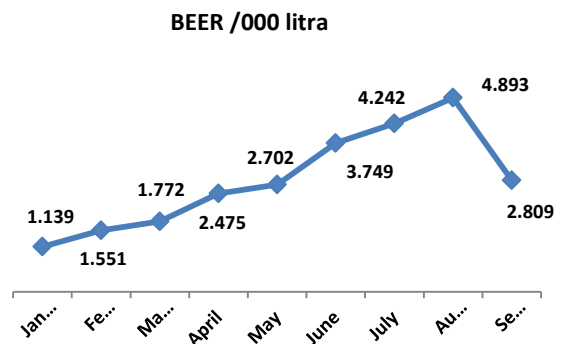
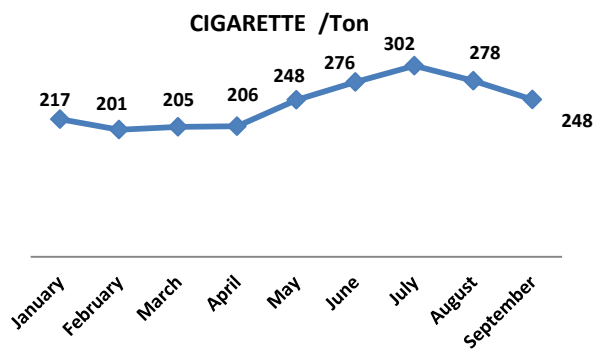


Tabela 16 Mallrat kryesore të Akcisës sipas viteve (Kafe, Birrë, Cigare, Karburante)

Table 16 Main Excise Commodities by years (Coffee,Beer,Cigarette,Fuel)

	Kafe Coffee	Birrë Beer	Cigare Cigarette	Karburante Fuel	
	Sasia/Ton	Sasia/ 000/Litra	Sasia/Ton	Sasia/ Ton	
2012	5.946	24.134	2.555	313.387	2012
2013	5.223	22.640	2.291	313.726	2013
2014	5.472	20.777	2.088	343.901	2014
2015	6.396	24.899	1.866	338.498	2015
2016	6.233	25.333	2.182	376.289	2016

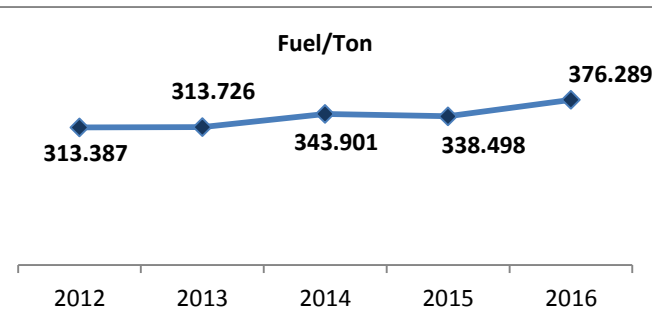
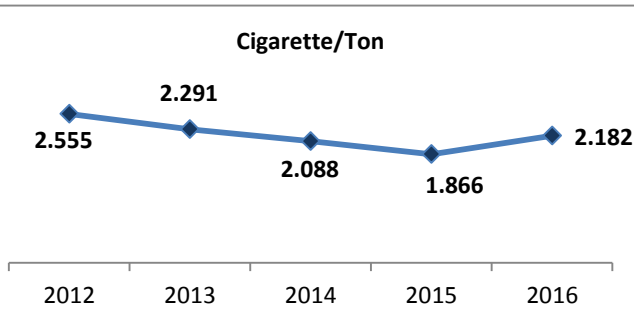
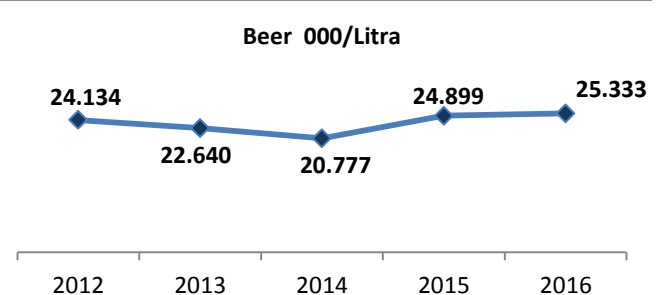
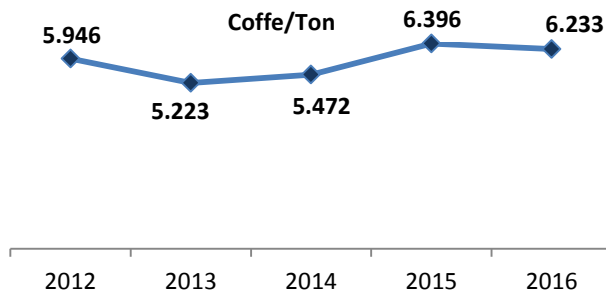


Tabela 17 Të ardhurat sipas mallrave kryesore, Janar-Shtator 2016

	Pershkrimi	Të Ardhurat në Milion Lekë	Kontributi në % ndaj të ardhurave gjithësej
1	Karburante Import	26.547	24,33
2	Cigare	15.482	14,19
3	Metalet baze dhe artikujt prej tyre	5.669	5,20
4	Automjeteve te perdorura	3.533	3,24
5	Plastika dhe artikujt	2.969	2,72
6	Ushqime te pergatitura	2.752	2,52
7	Veshje, Tekstile	2.439	2,24
8	Detergjentet; parfumeri	2.217	2,03
9	Materiale te ndertimit	2.084	1,91
10	Elektro shtepiake	1.735	1,59
11	Kimikatet inorganike kimike	1.727	1,58
12	Fruta Perime	1.550	1,42
13	Rente Minerare Nafte Bruto	1.528	1,40
14	Energji Elektrike	1.404	1,29
15	Birre Importi	1.336	1,22
16	Mishi	1.273	1,17
17	Veshjet e Kembes dhe Kokes	1.206	1,11
18	Druri kashta dhe artikuj prej tyre	1.200	1,10
19	Miell grure	1.162	1,07
20	Leter	1.125	1,03
	Total	78.939	72,35

Table 17 Main Imports Revenues Collected, January-September 2016

	Description	Revenues In Million Leke	Contribution in % to Customs Revenues total
1	Fuels Import and Production	26.547	24,33
2	Cigars	15.482	14,19
3	Base metals and articles thereof	5.669	5,20
4	Used vehicles for the transport	3.533	3,24
5	Plastics and articles thereof	2.969	2,72
6	Prepared food	2.752	2,52
7	Clothing, Textiles	2.439	2,24
8	Organic surface-active agents, Perfumes	2.217	2,03
9	Construction Materials	2.084	1,91
10	Electro domestic, electric stoves pianura; boiler, washing machine frirorifere TV	1.735	1,59
11	Chemicals	1.727	1,58
12	Fruits Vegetables	1.550	1,42
13	Royalty for crude oil Export	1.528	1,40
14	Electrical energy	1.404	1,29
15	Beer imports	1.336	1,22
16	Meat	1.273	1,17
17	Wood and articles of straw	1.206	1,11
18	Footwear and Hats and other headgear	1.200	1,10
19	Wheat or meslin flour	1.162	1,07
20	Letter	1.125	1,03
	Total	78.939	72,35