



**General Directorate of Customs
Fiscal Analyses Unit**

BULETINI FISKAL

Janar-Maj 2016

**FISCAL BULLETIN
January-May 2016**

Përmbajtja
Content

Të Ardhurat Doganore në Total dhe sipas zërave

Customs Revenues

1. Realizimi i të Ardhurave Doganore (Taksë doganore, Akcisë, Tvsh,Rentë minerare,etj.)
Customs Revenues (Customs Duty, Excise,VAT,Mineral Royalty,etc.)
2. Realizimi i të Ardhurave Doganore në vite
Customs Revenues in years
3. Taksa Doganore në vite
Customs Duty in years
4. Akcisa në vite
Excise in years
5. Tvsh në vite
VAT in years
6. Renta minerare në vite
Mineral Royalty in years
7. Niveli mesatar i Taksës Doganore në vite
Average Tariff Rate in years

Volumi i Importeve në Vlerë

Value of Imports

8. Vlera e importeve sipas muajve
Value of imports by months
9. Vlera e importeve në vite
Value of imports in years
10. Importi i Taksuar në vite
Taxable imports in years
11. Importi i Pataksuar në vite
Untaxable Imports in years
12. Importi me Regjim Perpunimi Aktiv në vite
Import under inëard processing in years
13. Kursi i këmbimit të dollarit amerikan kundrejt lekut
Exchange rate USD/Lek
14. Kursi i këmbimit të Euros kundrejt lekut
Exchange rate Euro/Lek

Mallrat Kryesore të Akcisës dhe Mallrat që zënë peshën kryesore në Totalin e të Ardhurave

Main Excise Commodities and Main Imports Revenues Collected

15. Mallrat Kryesore të Akcizës (Cigare, Birrë, Kafe, Karburant)
Main Excise Commodities by months(Cigarette, Beer,Fuel,Coffee)
16. Importi i Kafes,Birrës,Cigareve,Karburantit në Vite
Main Excise Commodities by years (Coffee,Beer,Cigarette,Fuel)
17. Mallrat që zënë peshën kryesore në Totalin e Të Ardhurave
Main Imports Revenues Collected

Tabela 1 Realizimi i të Ardhurave Doganore (TD,Akcisë,Tvsh, Rentë minerare)

Table 1 Customs Revenues (Customs Duty,Excise,VAT,Mineral Royalty)

Në milion lekë

Muajt	Plani	Fakti	Dif (Vlerë absolute)	Realizimi ne %	Months
Janar	9.607	9.409	-198	98	January
Shkurt	9.957	10.443	486	105	February
Mars	11.703	11.726	23	100	March
Prill	11.770	11.950	179	102	April
Maj	12.500	12.293	-208	98	May
Progresivi	55.538	55.820	282	503	Total

Nuk janë të zbritura Rimbursimet e Akcizës

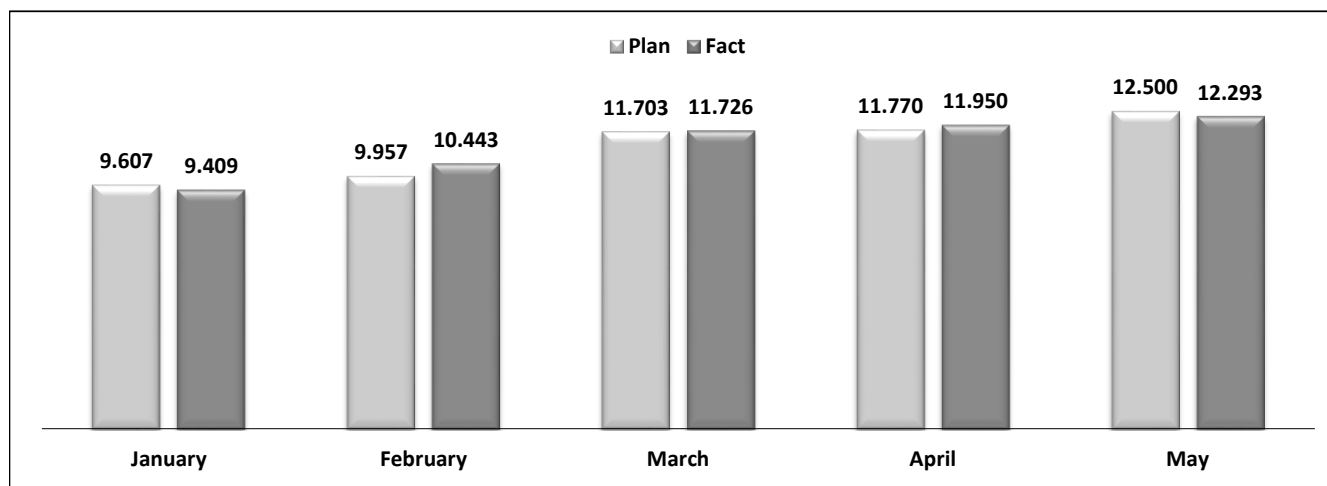


Tabela 2 Realizimi i të Ardhurave Doganore në vite
Table 2 Customs Revenues in years

Në milion lekë

Muajt	2012	2013	2014	2015	2016	Months
Janar	7.720	8.988	9.175	8.406	9.409	January
Shkurt	8.800	8.963	10.177	9.755	10.443	February
Mars	10.879	9.929	12.203	11.115	11.726	March
Prill	9.492	11.164	11.613	11.746	11.950	April
Maj	10.440	11.721	12.893	12.014	12.293	May
Progresivi	47.332	50.766	56.061	53.036	55.820	Total

Nuk janë të zbritura Rimbursimet e Akcizës

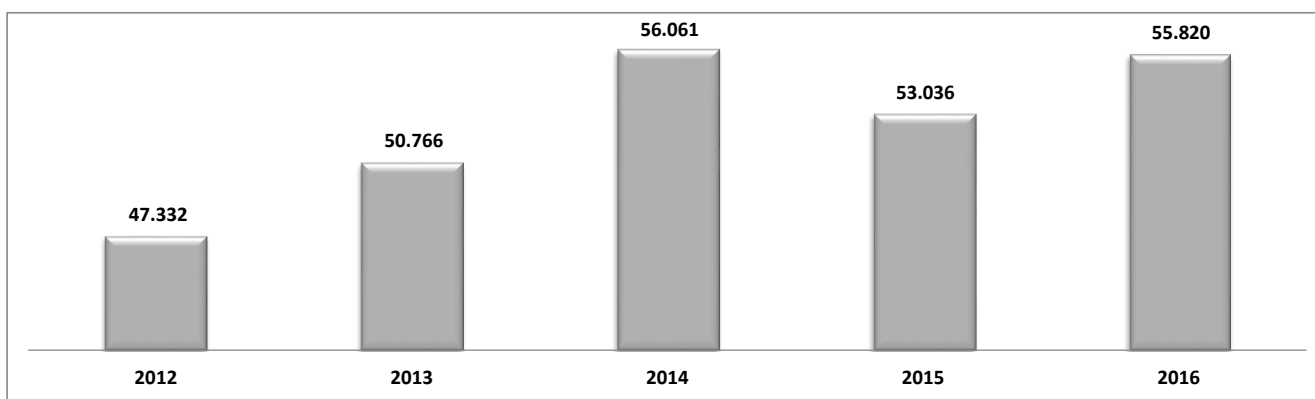


Tabela 3 Taksa Doganore në vite
Table 3 Customs Duty in years

Në milion Lekë

Muajt	2012	2013	2014	2015	2016	Months
Janar	412	349	388	350	398	January
Shkurt	436	405	401	395	410	February
Mars	500	412	452	531	498	March
Prill	426	477	466	413	468	April
Maj	534	509	548	452	501	May
Progresivi	2.306	2.153	2.255	2.141	2.275	Total

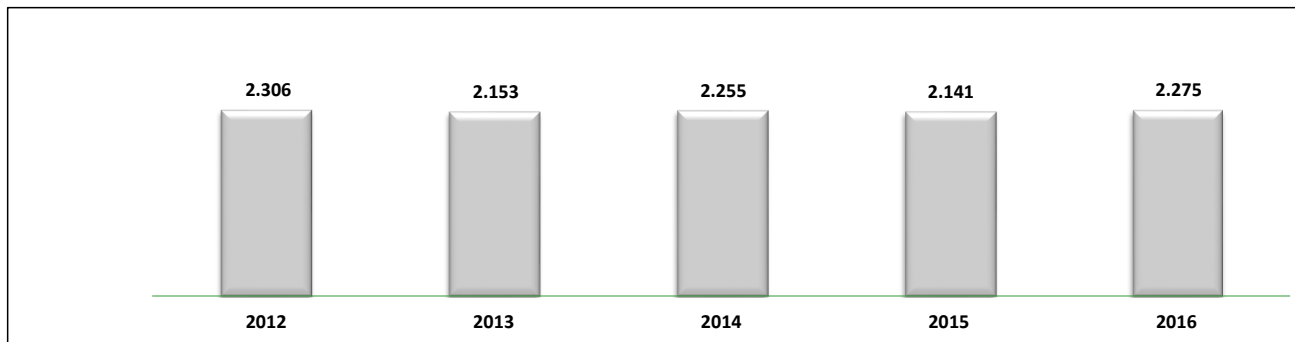
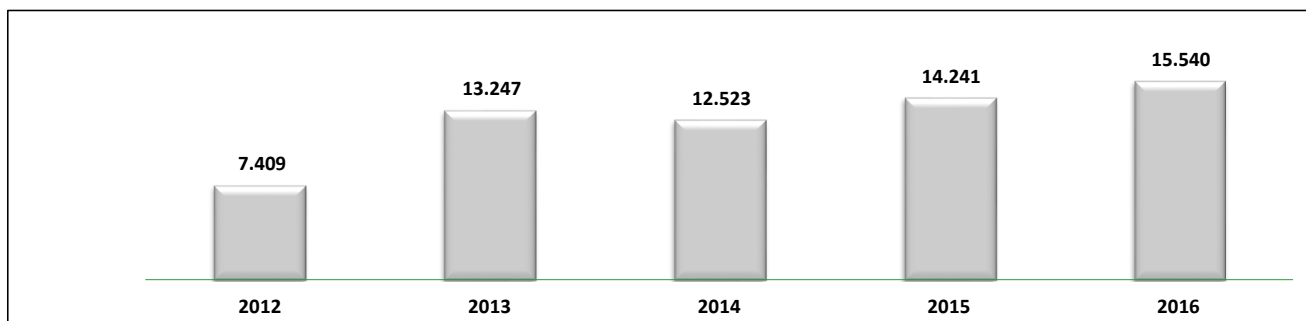


Tabela 4 Akciza në vite
Table 4 Excise in years

Në milion Lekë

Muajt	2012	2013	2014	2015	2016	Months
Janar	1.102	2.329	1.622	2.050	2.812	January
Shkurt	1.507	2.506	2.068	2.583	2.854	February
Mars	1.792	2.391	2.464	2.697	3.029	March
Prill	1.371	2.916	2.953	3.605	3.379	April
Maj	1.638	3.105	3.416	3.305	3.466	May
Progresivi	7.409	13.247	12.523	14.241	15.540	Total



Shënim :

1. Të dhënat e vitin 2012 nuk përfshijnë akcizën e mbledhur nga administrata tatimore
2. Nga realizimi Fakt nuk janë zbritur rimbursimet e akcizës

Tabela 5 Tvsh në vite

Table 5 VAT in years

Në milion lekë

Muajt	2012	2013	2014	2015	2016	Months
Janar	5.847	5.651	6.627	5.805	6.039	January
Shkurt	6.445	5.620	7.158	6.581	7.012	February
Mars	8.026	6.403	8.647	7.657	7.990	March
Prill	7.045	7.178	7.512	7.444	7.890	April
Maj	7.762	7.420	8.239	7.792	8.141	May
Progresivi	35.124	32.273	38.183	35.279	37.071	Total

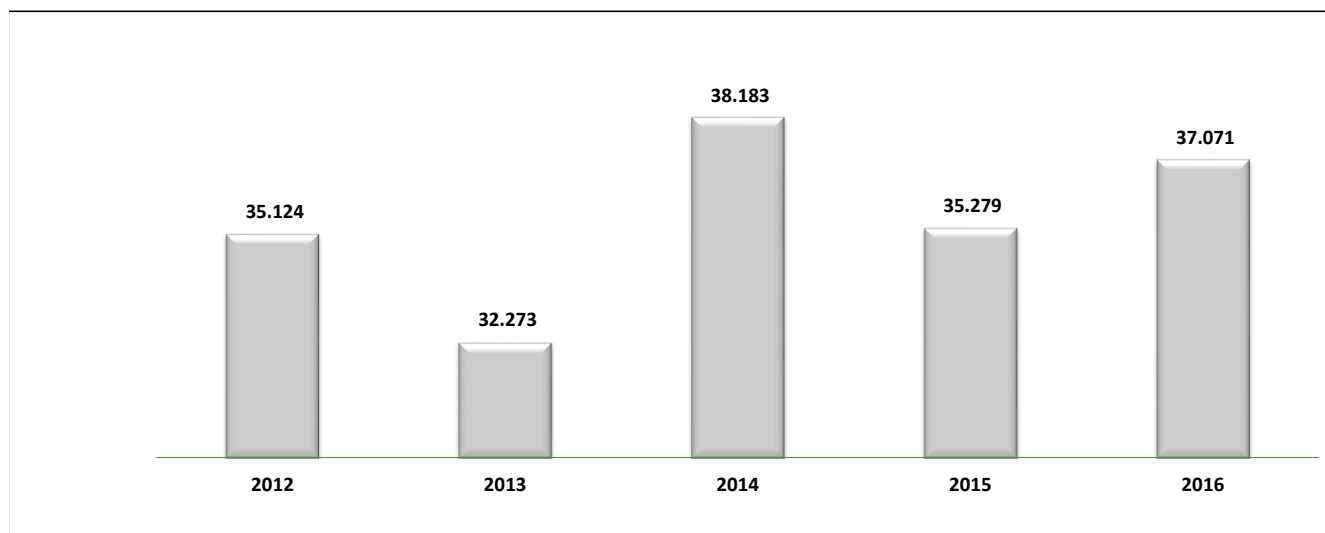


Tabela 6 Renta Minerare në vite
Table 6 Mineral Royalty in years

Në milion Lekë

Muajt	2012	2013	2014	2015	2016	Months
Janar	331	659	539	201	160	January
Shkurt	389	432	551	195	167	February
Mars	534	724	639	230	209	March
Prill	605	592	682	284	213	April
Maj	471	687	689	465	153	May
Progresivi	2.330	3.093	3.100	1.375	902	Total

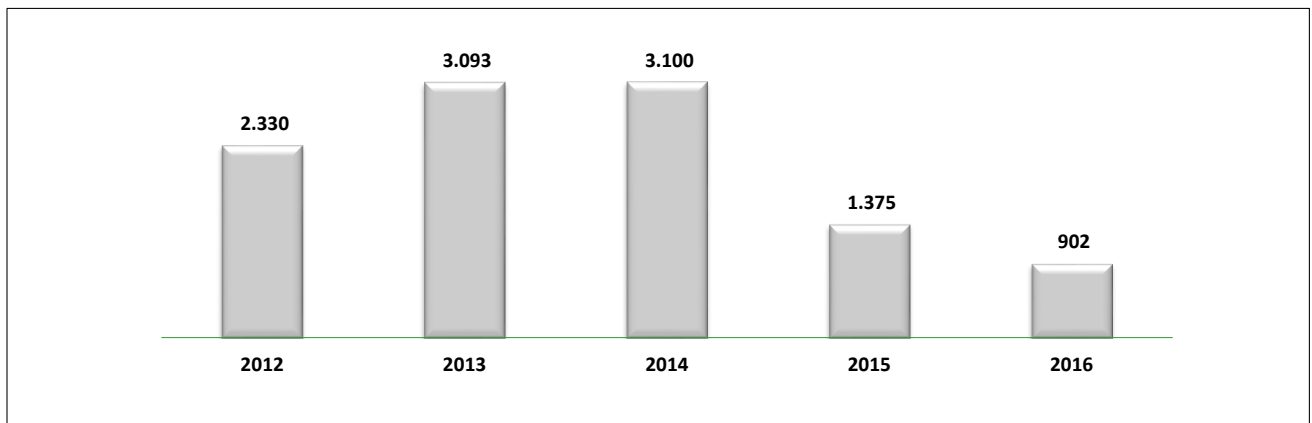


Tabela 8 Vlera e Importeve sipas muajve
Table 8 Value of imports by months

Në milion lekë

Muajt	Import		Import i Taksuar		Import i Pataksuar		Përpunim Aktiv		Të Tjera		Months
	Vlera		Vlera	%	Vlera	%	Vlera	%	Vlera	%	
Janar	35.650		27.992	78,5	314	0,9	6.751	19	593	2	January
Shkurt	42.760		33.252	77,8	215	0,5	8.153	19	1.140	2,7	February
Mars	48.724		38.115	78,2	731	1,5	8.045	17	1.834	3,8	March
Prill	55.716		41.768	75,0	222	0,4	9.614	17	4.111	7,4	April
Maj	52.928		40.238	76,0	516	1,0	10.631	20	1.543	2,9	May
Progresivi	235.779		181.366	77	1.998	0,8	43.194	18	9.220	3,9	Total

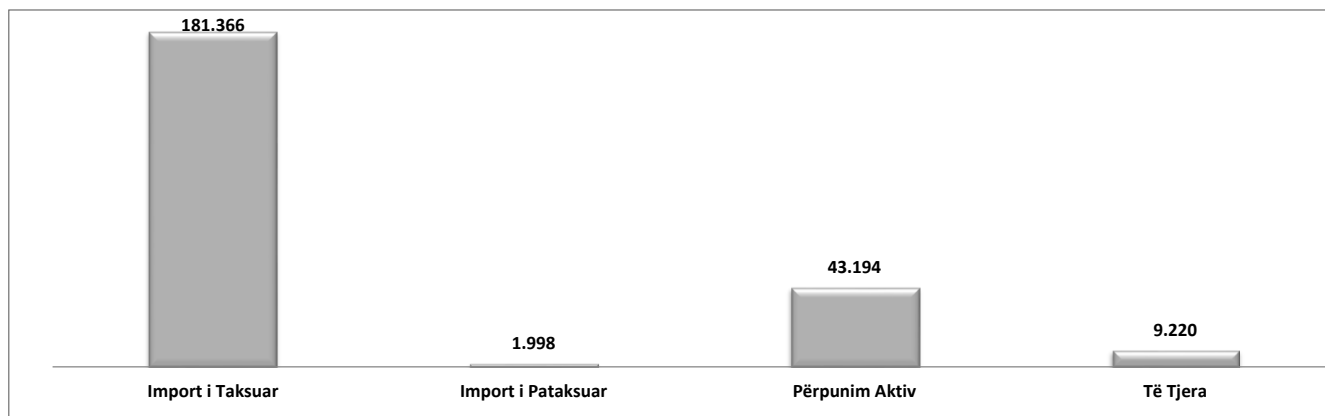


Tabela 7 Niveli mesatar i taksës doganore në vite

Table 7 Average Tariff Rate in years

Muajt	2012	2013	2014	2015	2016	Months
Janar	1,34	1,31	1,34	1,30	1,42	January
Shkurt	1,47	1,53	1,31	1,29	1,23	February
Mars	1,36	1,34	1,39	1,48	1,31	March
Prill	1,28	1,43	1,26	1,20	1,12	April
Maj	1,48	1,49	1,44	1,28	1,25	May
Niveli mesatar i	1,38	1,42	1,35	1,31	1,25	Average tariff rate

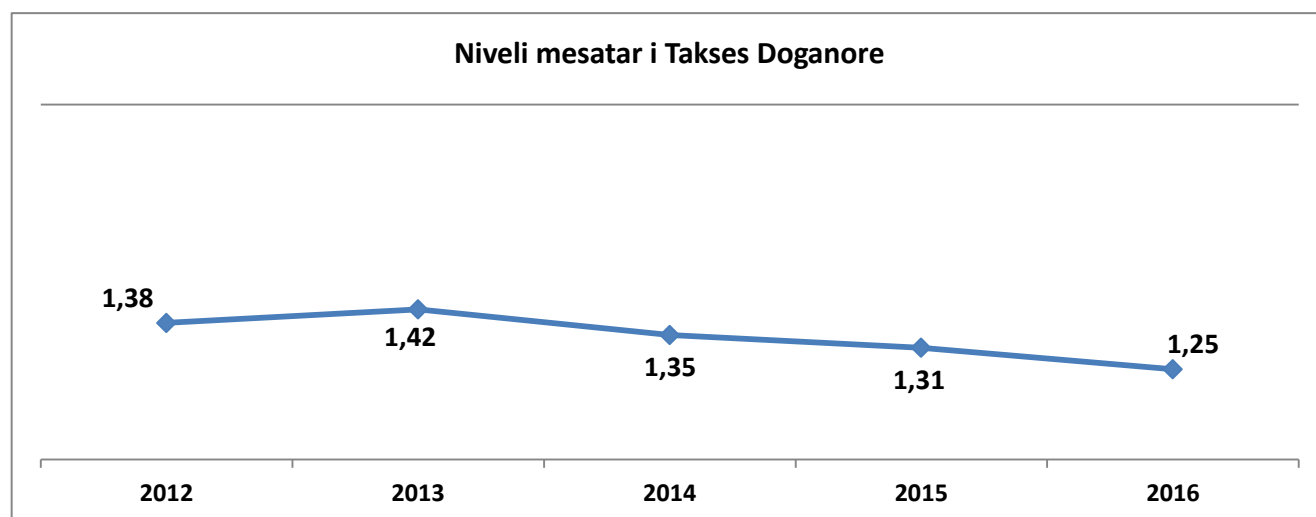


Tabela 9 Vlera e Importeve për periudhën Janar- Shkurt 2012-2016
 Table 9 Value of Imports in years January-February 2012-2016

Në milion lekë

Vitet	2012	2013	2014	2015	2016	Years
Importi I Taksuar	166.563	151.277	167.014	162.862	181.366	Taxable imports
Importi I Pataksuar	11.084	12.303	8.302	3.443	1.998	Untaxable imports
Importi me RPA	26.266	30.044	39.316	42.413	43.194	Import under inward processing
Te tjera Importe	605	1.166	1.637	1.637	9.220	Other imports
Totali I Importeve	204.519	194.790	216.269	210.355	235.779	Total of imports

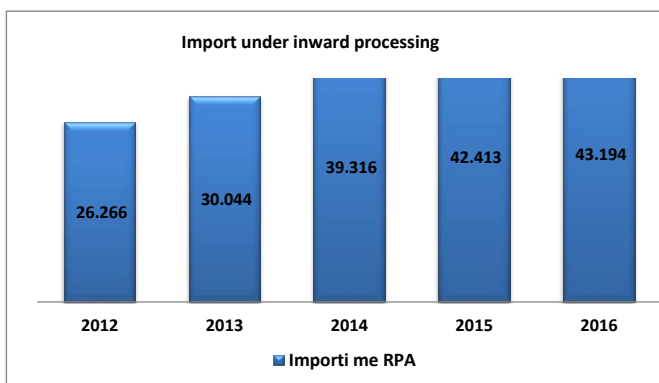
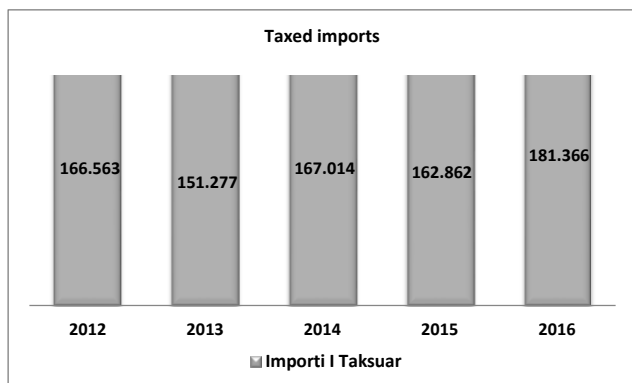


Tabela 10 Importi i Taksuar në vite
Table 10 Taxable imports in years

Ne milion leke

Muajt	2012	2013	2014	2015	2016	Months
Janar	30.834	26.600	29.003	26.938	27.992	January
Shkurt	29.544	26.486	30.544	30.558	33.252	February
Mars	36.785	30.599	32.519	35.797	38.115	March
Prill	33.392	33.290	36.849	34.322	41.768	April
Maj	36.009	34.303	38.098	35.248	40.238	May
Progresivi	166.563	151.277	167.014	162.862	181.366	Total

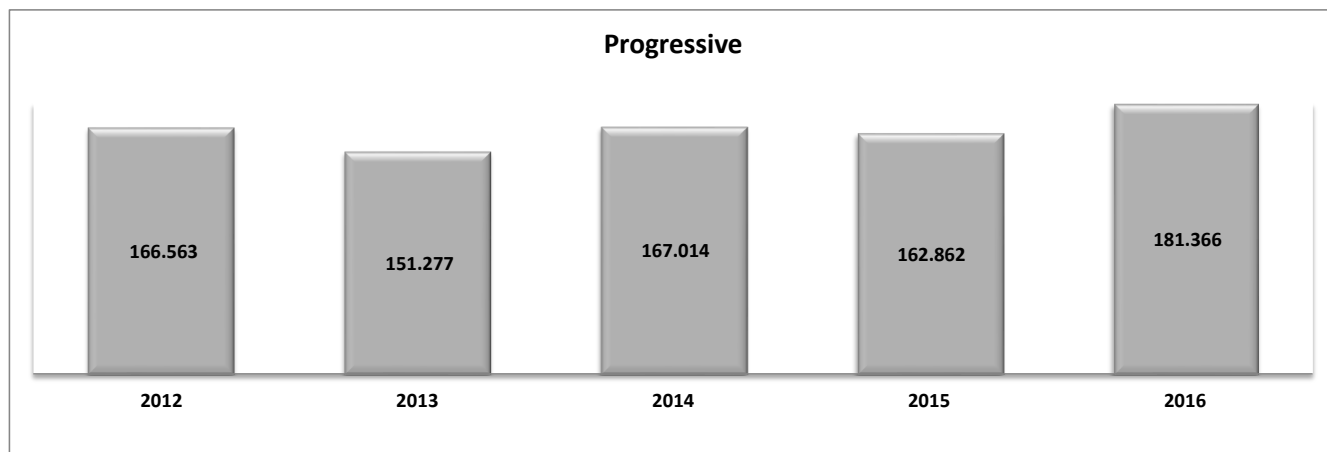


Tabela 11 Importi i Pataksuar në Vite
Table 11 Not Taxable Imports in years

Në milion lekë

Muajt	2012	2013	2014	2015	2016	Months
Janar	1.874	2.589	1.518	541	314	January
Shkurt	3.138	1.947	2.077	1.069	215	February
Mars	1.977	2.408	2.330	497	731	March
Prill	1.589	2.233	1.062	640	222	April
Maj	2.505	3.126	1.315	695	516	May
Progresivi	11.084	12.303	8.302	3.443	1.998	Total

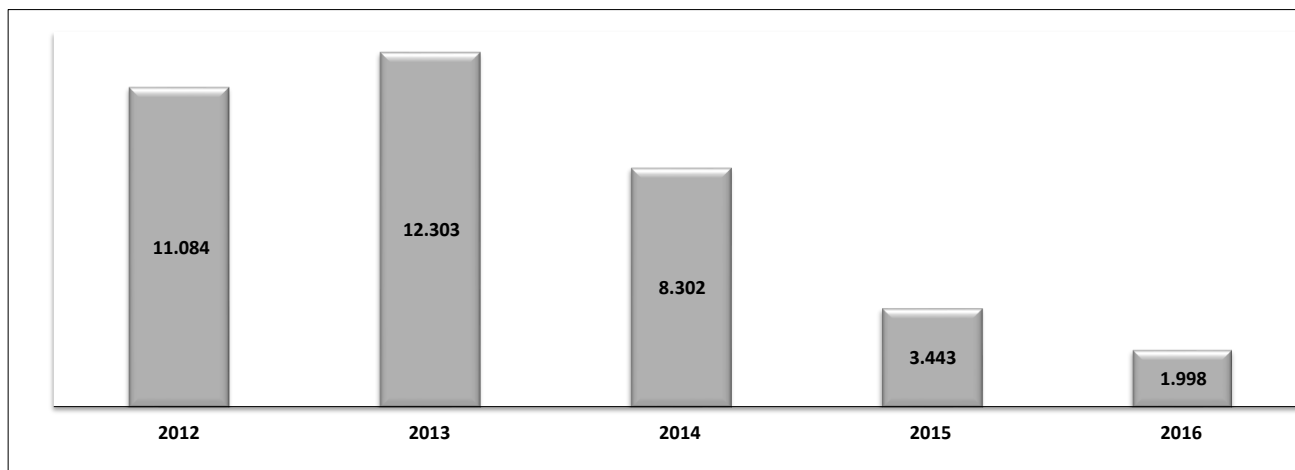


Tabela 12 Importi me Regjim Përpunimi Aktiv në vite
Table 12 Import under inward processing in years

Në milion lekë

Muajt	2012	2013	2014	2015	2016	Months
Janar	4.523	5.148	6.708	7.409	6.751	January
Shkurt	4.873	4.992	6.971	7.596	8.153	February
Mars	5.551	5.797	7.904	8.267	8.045	March
Prill	5.218	6.124	8.504	8.886	9.614	April
Maj	6.101	7.983	9.230	10.254	10.631	May
Progresivi	26.266	30.044	39.316	42.413	43.194	Total

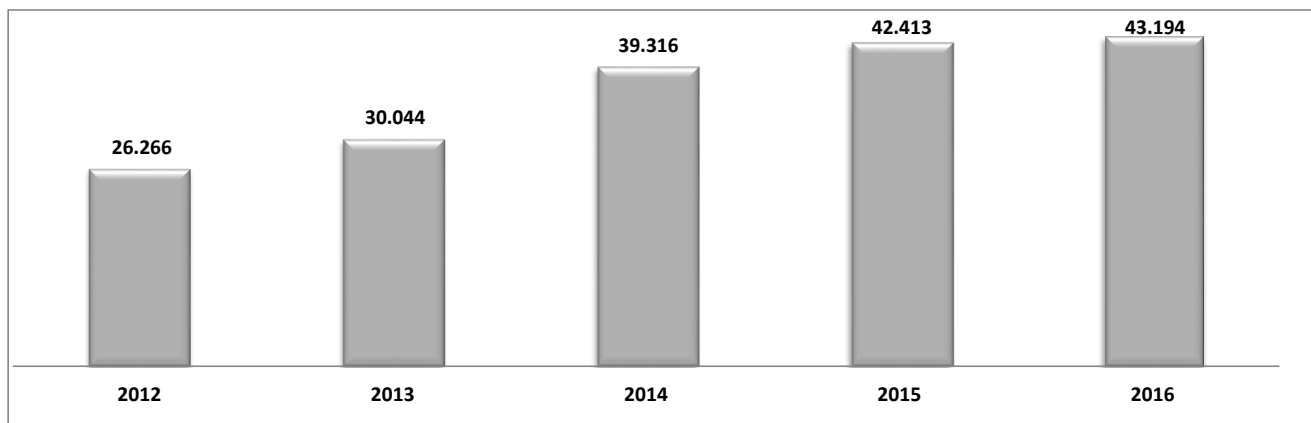


Tabela 13 Kursi i këmbimit të dollarit amerikan kundrejt lekut

Table 13 Exchange rate USD/Lek

Muajt	2012	2013	2014	2015	2016	Months
Janar	107,54	105,85	101,86	118,06	125,79	January
Shkurt	105,30	103,00	103,66	123,35	127,06	February
Mars	104,12	106,48	101,58	124,96	126,59	March
Prill	105,20	109,15	101,89	130,63	122,26	April
Maj	106,04	107,65	101,36	125,61	121,56	May
Kursi mesatar	105,64	106,43	102,07	124,52	124,65	Average rate

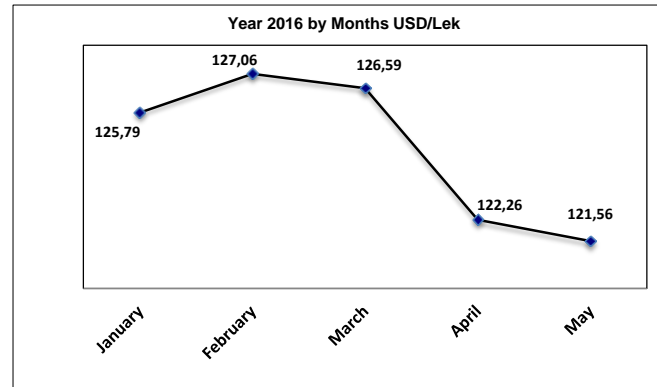
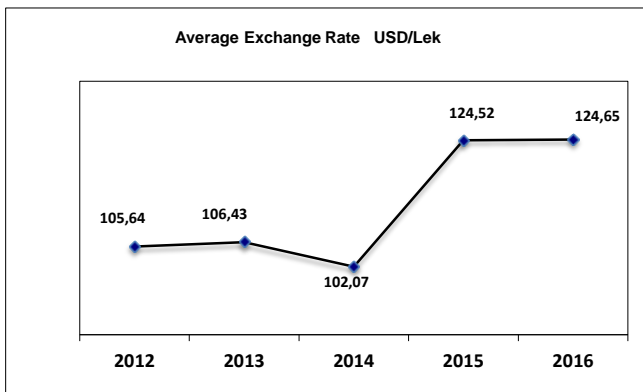


Tabela 14 Kursi i këmbimit të Euros kundrejt lekut
 Table 14 Exchange rate Euro/Lek

Muajt	2012	2013	2014	2015	2016	Months
Janar	138,93	139,59	140,2	140,14	137,28	January
Shkurt	138,93	139,58	140,44	139,72	138,68	February
Mars	140,08	139,66	140,14	140,36	138,24	March
Prill	140,38	139,91	140,27	140,34	138,77	April
Maj	140,33	140,72	140,08	140,53	138,29	May
Kursi mesatar	139,73	139,89	140,23	140,22	138,25	Average rate

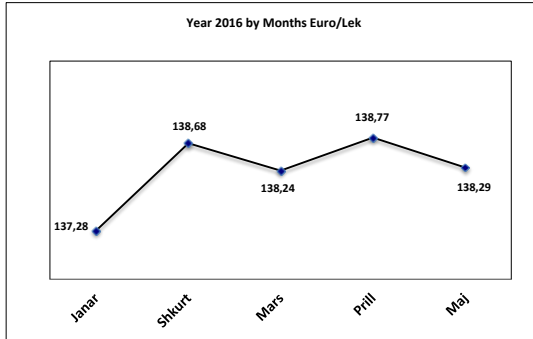
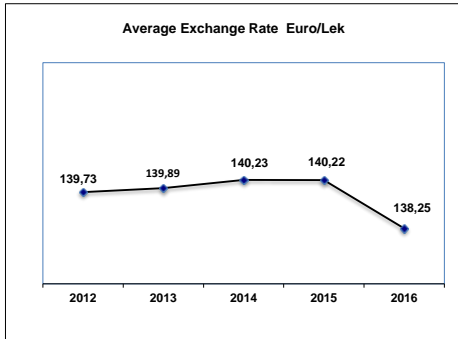


Tabela 15 Mallrat kryesore të Akcisës sipas muajve (Cigare, Birrë,Karburante,Kafe)
 Table 15 Main Excise Commodities by months(Cigarette, Beer,Fuel,Coffee)

Muajt	Cigare Cigarette Sasia ne Ton	Birrë Beer Sasia ne 000/litra	Karburante Fuel Sasia ne ton	Kafe Coffee Sasia ne Ton	Months
Janar	217	1.325	35.334	574	January
Shkurt	201	1.784	35.246	640	February
Mars	205	1.912	39.066	764	March
Prill	206	2.638	40.535	705	April
Maj	248	3.027	42.016	912	May
Progresivi	1.077	10.686	192.196	3.595	Total

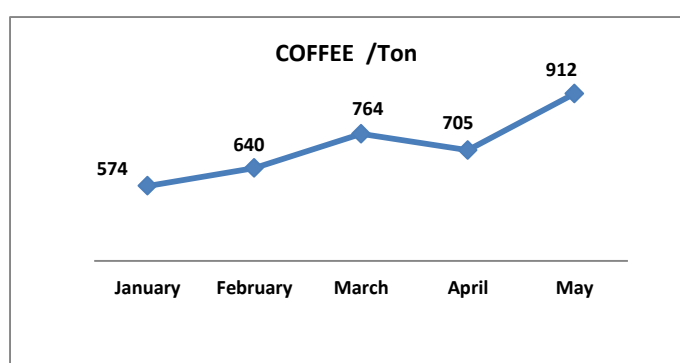
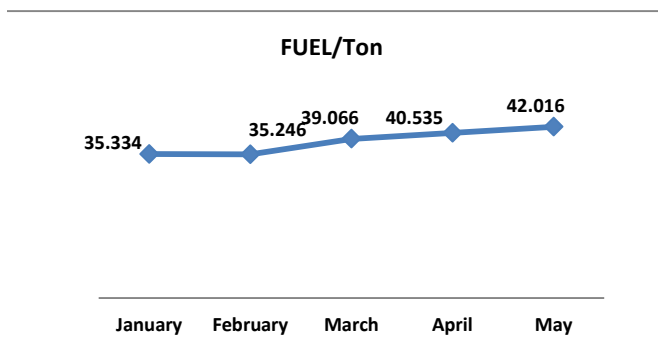
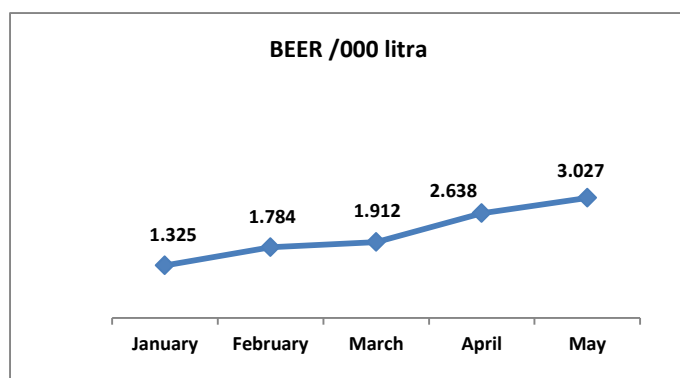
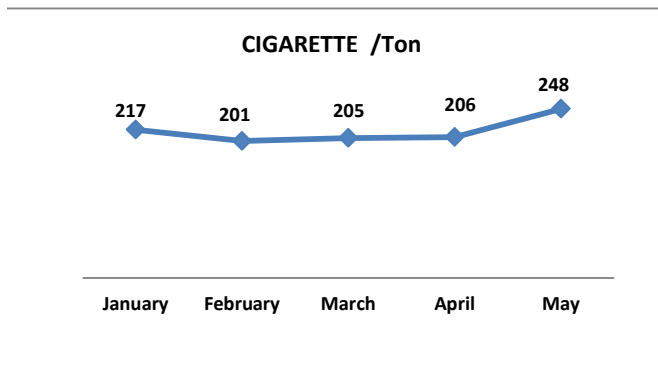


Tabela 16 Mallrat kryesore të Akcisës sipas viteve (Kafe, Birrë,Cigare,Karburante)

Table 16 Main Excise Commodities by years (Coffee,Beer,Cigarette,Fuel)

	Kafe Coffee	Birrë Beer	Cigare Cigarette	Karburante Fuel	
	Sasia/Ton	Sasia/ 000/Litra	Sasia/Ton	Sasia/ Ton	
2012	2.206	9.174	1.007	103.912	2012
2013	2.297	5.599	902	118.107	2013
2014	1.940	5.250	682	121.056	2014
2015	2.696	5.309	629	111.930	2015
2016	3.595	10.686	1.077	192.196	2016

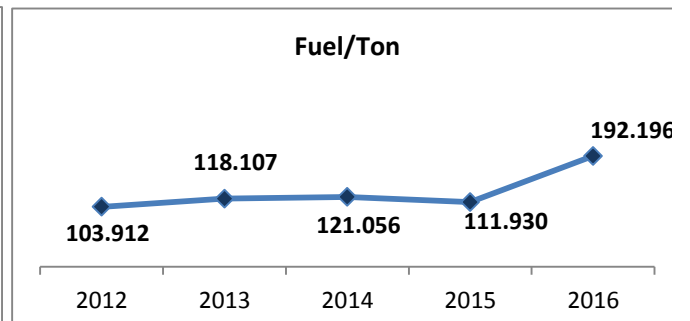
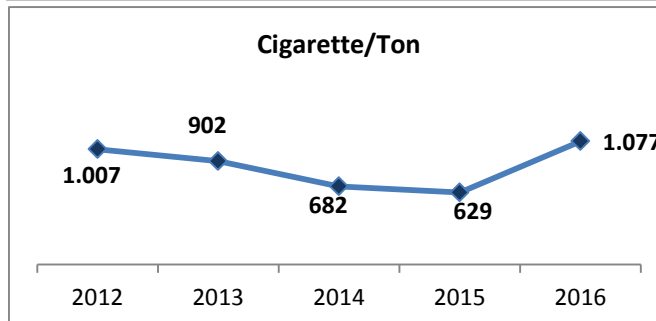
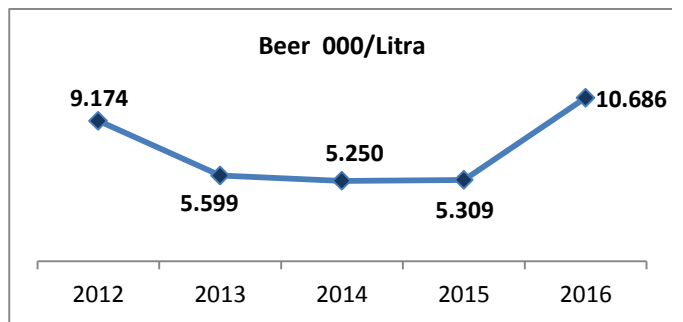
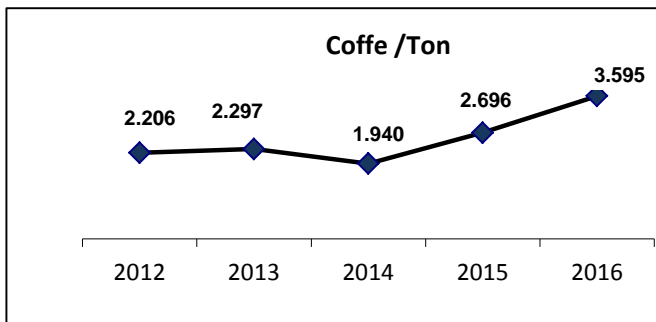


Tabela 17 Të ardhurat sipas mallrave kryesore, Janar-Maj 2016

	Pershkrimi	Të Ardhurat në Milion Lekë	Kontributi në % ndaj të ardhurave gjithësej
1	Karburante Import	13.450	24,10
2	Cigare	7.567	13,56
3	Metalet baze dhe artikujt prej tyre	3.359	6,02
4	Automjeteve te perdorura	1.785	3,20
5	Plastika dhe artikujt	1.513	2,71
6	ushqime te pergatitura	1.446	2,59
7	Veshje, Tekstile	1.316	2,36
8	detergjentet; parfumeri	1.206	2,16
9	Fruta Perime	1.020	1,83
10	Materiale te ndertimit	1.001	1,79
11	Elektro shtepiake	964	1,73
12	Energji Elektrike	930	1,67
13	kimikatet inorganik kimik	889	1,59
14	Mishi	704	1,26
15	Rente Minerare Nafte Bruto	684	1,22
16	Veshjet e Kembes dhe Kokes	649	1,16
17	Ileter	628	1,13
18	Druri kashta dhe artikuj prej tyre	594	1,06
19	Mobilieve Ndricues ndertesa	570	1,02
20	Birre Importi	531	0,95
	Total	40.806	73,10

Table 17 Main Imports Revenues Collected, January-May 2016

	Description	Revenues In Million Leke	Contribution in % to Customs Revenues total
1	Fuels Import and Production	13.450	24,10
2	Cigars	7.567	13,56
3	Base metals and articles thereof	3.359	6,02
4	Used vehicles for the transport	1.785	3,20
5	Plastics and articles thereof	1.513	2,71
6	Prepared food	1.446	2,59
7	Clothing, Textiles	1.316	2,36
8	Organic surface-active agents, Perfumes	1.206	2,16
9	Fruits Vegetables	1.020	1,83
10	Construction Materials	1.001	1,79
11	Electro domestic, electric stoves pianura; boiler, washing machine frirorifere TV	964	1,73
12	Electrical energy	930	1,67
13	Chemicals	889	1,59
14	Meat	704	1,26
15	Royalty for crude oil Export	684	1,22
16	Footwear and Hats and other headgear	649	1,16
17	Letter	628	1,13
18	Wood and articles of straw	594	1,06
19	Lighting equipment Building Furniture	570	1,02
20	Beer imports	531	0,95
	Total	40.806	73,10