



**General Directorate of Customs
Fiscal Analyses Unit**

BULETINI FISKAL

Janar-Mars 2016

**FISCAL BULLETIN
January-March 2016**

Përmbajtja
Content

Të Ardhurat Doganore në Total dhe sipas zërave

Customs Revenues

1. Realizimi i të Ardhurave Doganore (Taksë doganore, Akcisë, Tvsh, Rentë minerare, etj.)
Customs Revenues (Customs Duty, Excise, VAT, Mineral Royalty, etc.)
2. Realizimi i të Ardhurave Doganore në vite
Customs Revenues in years
3. Taksa Doganore në vite
Customs Duty in years
4. Akcisa në vite
Excise in years
5. Tvsh në vite
VAT in years
6. Renta minerare në vite
Mineral Royalty in years
7. Niveli mesatar i Taksës Doganore në vite
Average Tariff Rate in years

Volumi i Importeve në Vlerë

Value of Imports

8. Vlera e importeve sipas muajve
Value of imports by months
9. Vlera e importeve në vite
Value of imports in years
10. Importi i Taksuar në vite
Taxable imports in years
11. Importi i Pataksuar në vite
Untaxable Imports in years
12. Importi me Regjim Perpunimi Aktiv në vite
Import under inëard processing in years
13. Kursi i këmbimit të dollarit amerikan kundrejt lekut
Exchange rate USD/Lek
14. Kursi i këmbimit të Euros kundrejt lekut
Exchange rate Euro/Lek

Mallrat Kryesore të Akcisës dhe Mallrat që zënë peshën kryesore në Totalin e të Ardhurave

Main Excise Commodities and Main Imports Revenues Collected

15. Mallrat Kryesore të Akcizës (Cigare, Birrë, Kafe, Karburant)
Main Excise Commodities by months(Cigarette, Beer, Fuel, Coffee)
16. Importi i Kafes, Birrës, Cigareve, Karburantit në Vite
Main Excise Commodities by years (Coffee, Beer, Cigarette, Fuel)
17. Mallrat që zënë peshën kryesore në Totalin e Të Ardhurave
Main Imports Revenues Collected

Tabela 1 Realizimi i të Ardhurave Doganore (TD,Akcisë,Tvsh, Rentë minerare)
Table 1 Customs Revenues (Customs Duty,Excise,VAT,Mineral Royalty)

Në milion lekë

| Muajt | Plani | Fakti | Dif (Vlerë absolute) | Realizimi ne % | Months |
|-------------------|---------------|---------------|----------------------|----------------|--------------|
| Janar | 9.607 | 9.409 | -198 | 98 | January |
| Shkurt | 9.957 | 10.443 | 486 | 105 | February |
| Mars | 11.703 | 11.726 | 23 | 100 | March |
| Progresivi | 31.267 | 31.578 | 311 | 101 | Total |

Nuk janë të zbritura Rimbursimet e Akcizës

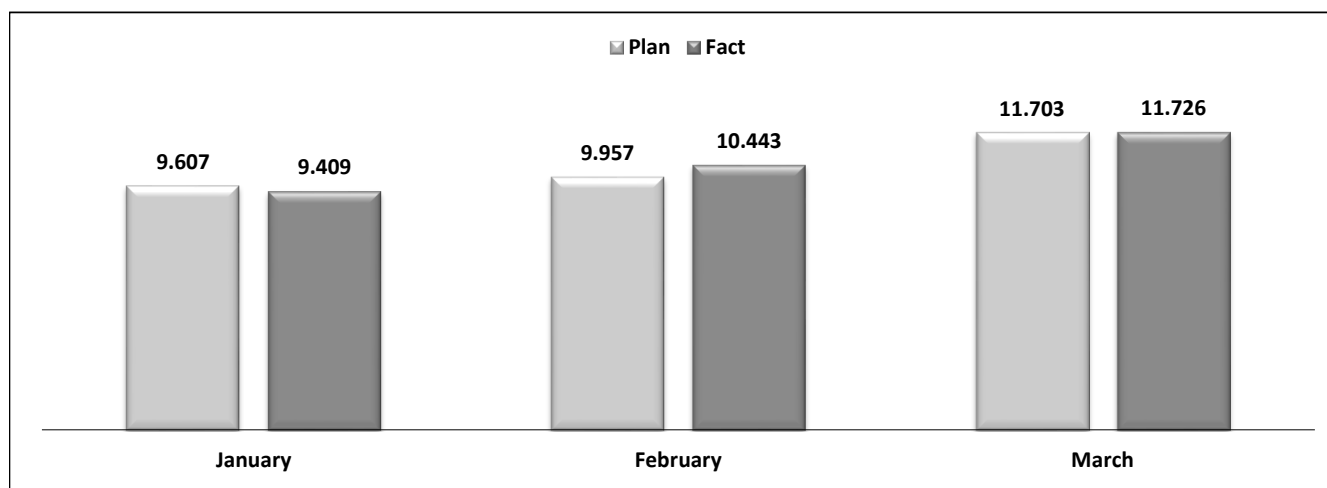


Tabela 2 Realizimi i të Ardhurave Doganore në vite
Table 2 Customs Revenues in years

Në milion lekë

| Muajt | 2012 | 2013 | 2014 | 2015 | 2016 | Months |
|-------------------|---------------|---------------|---------------|---------------|---------------|--------------|
| Janar | 7.720 | 8.988 | 9.175 | 8.406 | 9.409 | January |
| Shkurt | 8.800 | 8.963 | 10.177 | 9.755 | 10.443 | February |
| Mars | 10.879 | 9.929 | 12.203 | 11.115 | 11.726 | March |
| Progresivi | 16.520 | 17.951 | 19.352 | 18.161 | 19.852 | Total |

Nuk janë të zbritura Rimbursimet e Akcizës

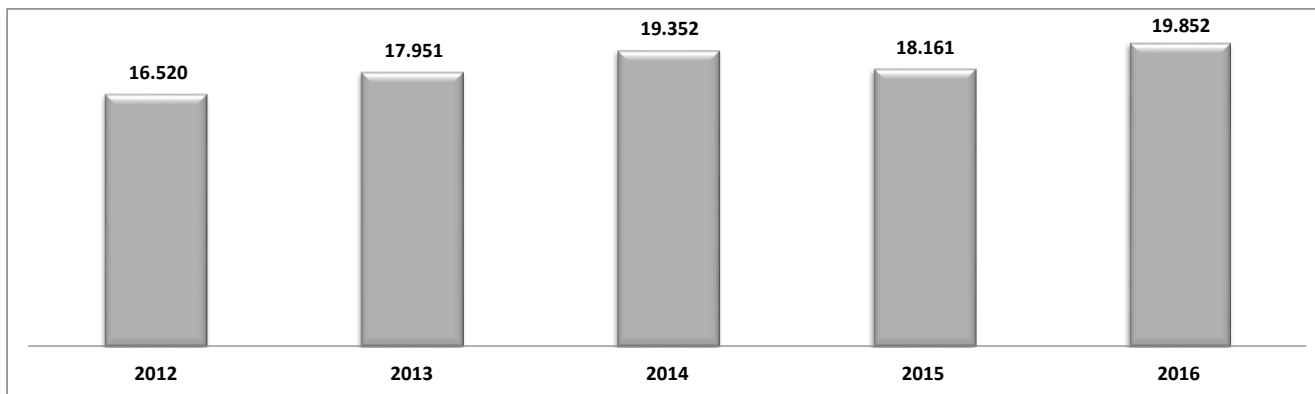


Tabela 3 Taksa Doganore në vite
Table 3 Customs Duty in years

Në milion Lekë

| Muajt | 2012 | 2013 | 2014 | 2015 | 2016 | Months |
|-------------------|--------------|--------------|--------------|--------------|--------------|--------------|
| Janar | 412 | 349 | 388 | 350 | 398 | January |
| Shkurt | 436 | 405 | 401 | 395 | 410 | February |
| Mars | 500 | 412 | 452 | 531 | 498 | March |
| Progresivi | 1.347 | 1.166 | 1.241 | 1.276 | 1.306 | Total |

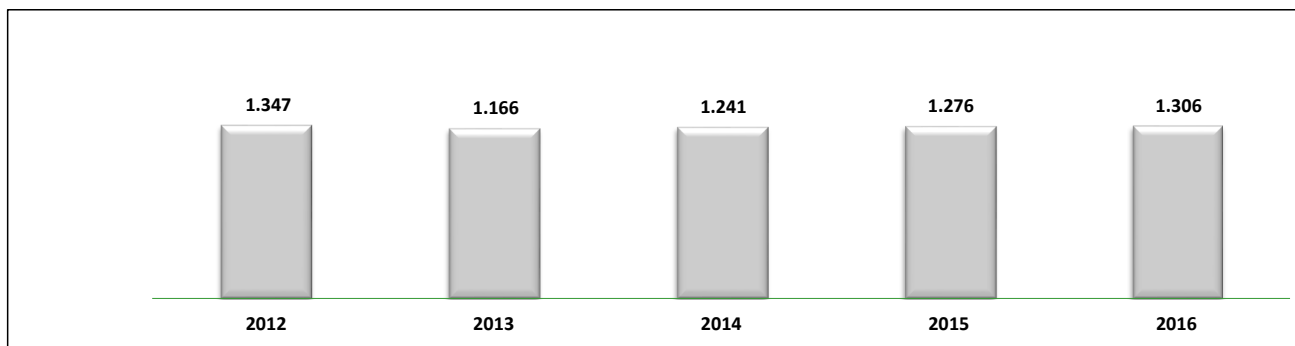
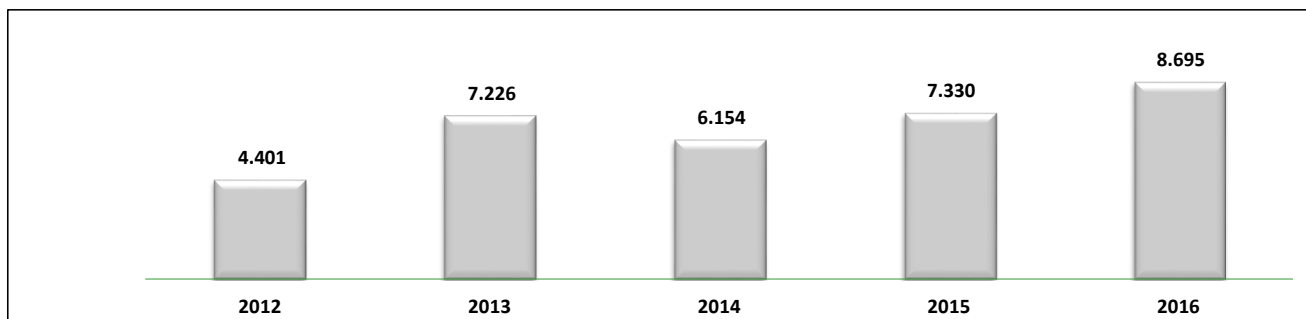


Tabela 4 Akciza në vite
Table 4 Excise in years

Në milion Lekë

| Muajt | 2012 | 2013 | 2014 | 2015 | 2016 | Months |
|------------|-------|-------|-------|-------|-------|----------|
| Janar | 1.102 | 2.329 | 1.622 | 2.050 | 2.812 | January |
| Shkurt | 1.507 | 2.506 | 2.068 | 2.583 | 2.854 | February |
| Mars | 1.792 | 2.391 | 2.464 | 2.697 | 3.029 | March |
| Progresivi | 4.401 | 7.226 | 6.154 | 7.330 | 8.695 | Total |



Shënim :

- 1.Të dhënat e vitin 2012 nuk përfshijne akcizën e mbledhur nga administrata tatimore
2. Nga realizimi Fakt nuk janë zbritur rimbursimet e akcizës

Tabela 5 Tvsh në vite
Table 5 VAT in years

Në milion lekë

| Muajt | 2012 | 2013 | 2014 | 2015 | 2016 | Months |
|-------------------|---------------|---------------|---------------|---------------|---------------|--------------|
| Janar | 5.847 | 5.651 | 6.627 | 5.805 | 6.039 | January |
| Shkurt | 6.445 | 5.620 | 7.158 | 6.581 | 7.012 | February |
| Mars | 8.026 | 6.403 | 8.647 | 7.657 | 7.990 | March |
| Progresivi | 20.318 | 11.271 | 13.784 | 12.386 | 13.050 | Total |

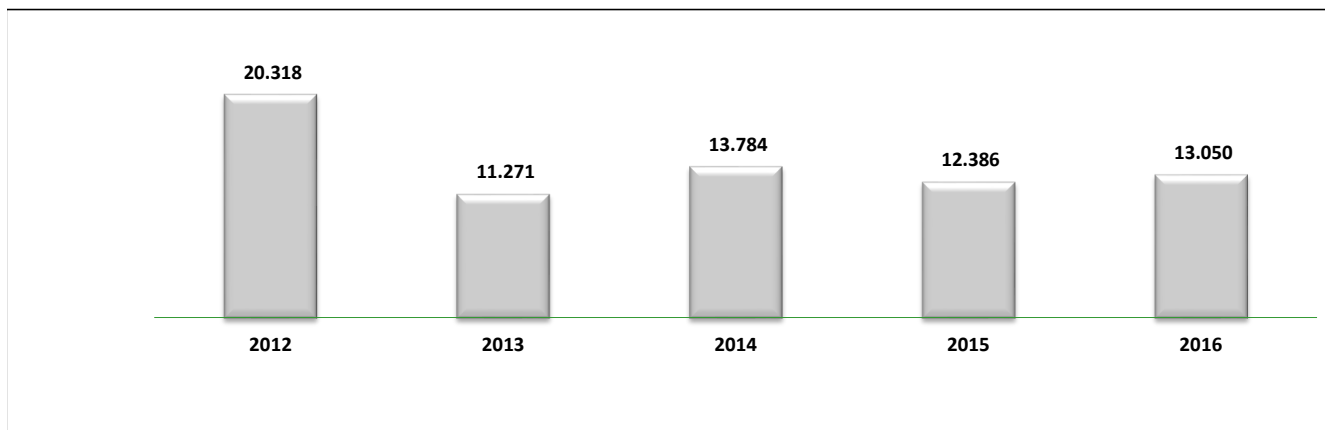


Tabela 6 Renta Minerare në vite
Table 6 Mineral Royalty in years

Në milion Lekë

| Muajt | 2012 | 2013 | 2014 | 2015 | 2016 | Months |
|-------------------|--------------|--------------|--------------|------------|------------|--------------|
| Janar | 331 | 659 | 539 | 201 | 160 | January |
| Shkurt | 389 | 432 | 551 | 195 | 167 | February |
| Mars | 534 | 724 | 639 | 230 | 209 | March |
| Progresivi | 1.254 | 1.814 | 1.728 | 626 | 536 | Total |

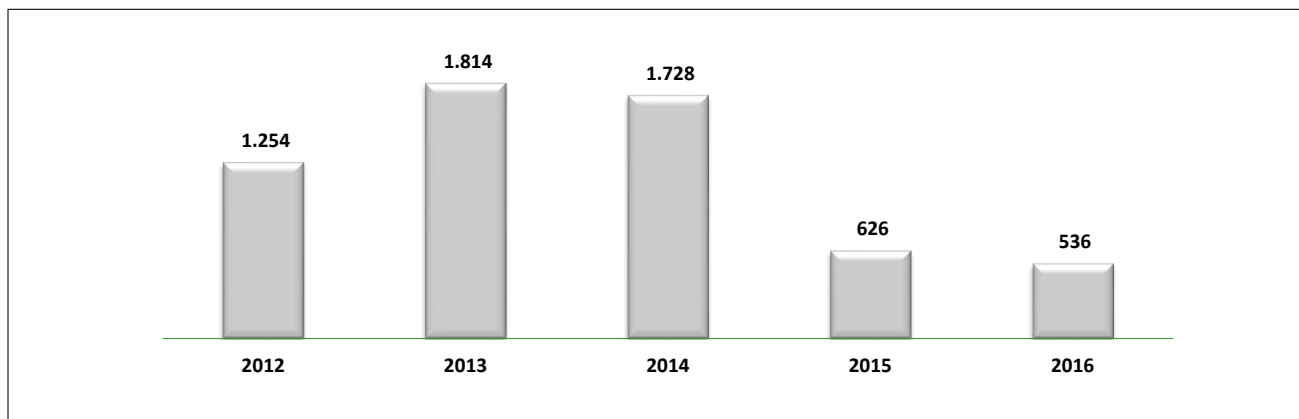


Tabela 8 Vlera e Importeve sipas muajve
Table 8 Value of imports by months

Në milion lekë

| Muajt | Import | | Import i Taksuar | | Import i Pataksuar | | Përpunim Aktiv | | Të Tjera | | Months |
|------------|---------|--------|------------------|-------|--------------------|--------|----------------|-------|----------|----------|--------|
| | Vlera | Vlera | % | Vlera | % | Vlera | % | Vlera | % | | |
| Janar | 35.647 | 27.989 | 79 | 314 | 0,9 | 6.751 | 19 | 593 | 2 | January | |
| Shkurt | 42.756 | 33.249 | 78 | 215 | 0,5 | 8.153 | 19 | 1.140 | 2,7 | February | |
| Mars | 48.721 | 38.337 | 79 | 731 | 1,5 | 8.045 | 17 | 1.609 | 3,3 | March | |
| Progresivi | 127.124 | 99.574 | 78 | 1.260 | 1,0 | 22.949 | 18 | 3.341 | 2,6 | Total | |

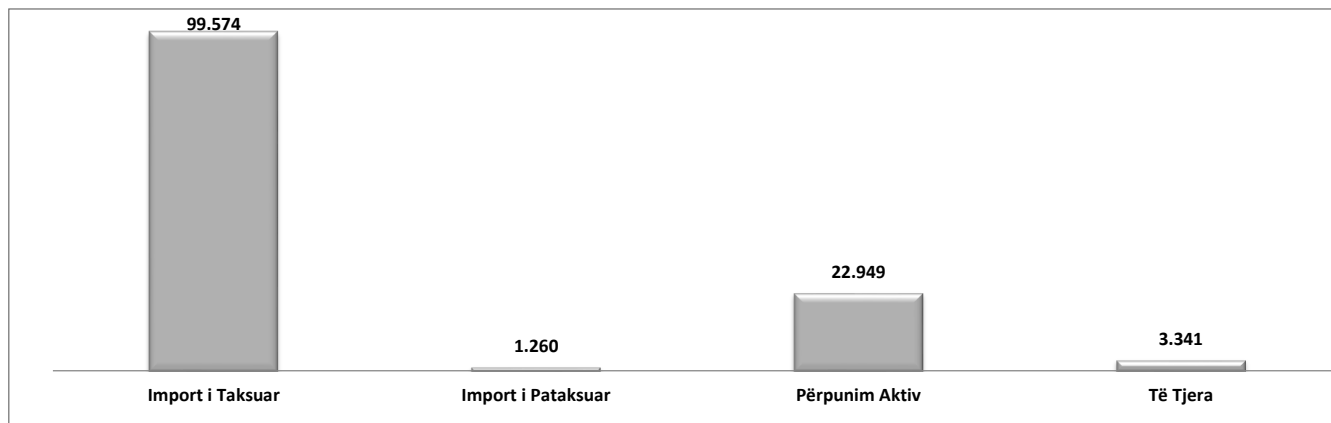


Tabela 7 Niveli mesatar i taksës doganore në vite

Table 7 Average Tariff Rate in years

| Muajt | 2012 | 2013 | 2014 | 2015 | 2016 | Months |
|-------------------------|-------------|-------------|-------------|-------------|-------------|----------------------------|
| Janar | 1,34 | 1,31 | 1,34 | 1,30 | 1,42 | January |
| Shkurt | 1,47 | 1,53 | 1,31 | 1,29 | 1,23 | February |
| Mars | 1,36 | 1,34 | 1,39 | 1,48 | 1,30 | March |
| Niveli mesatar i | 1,39 | 1,39 | 1,35 | 1,37 | 1,31 | Average tariff rate |

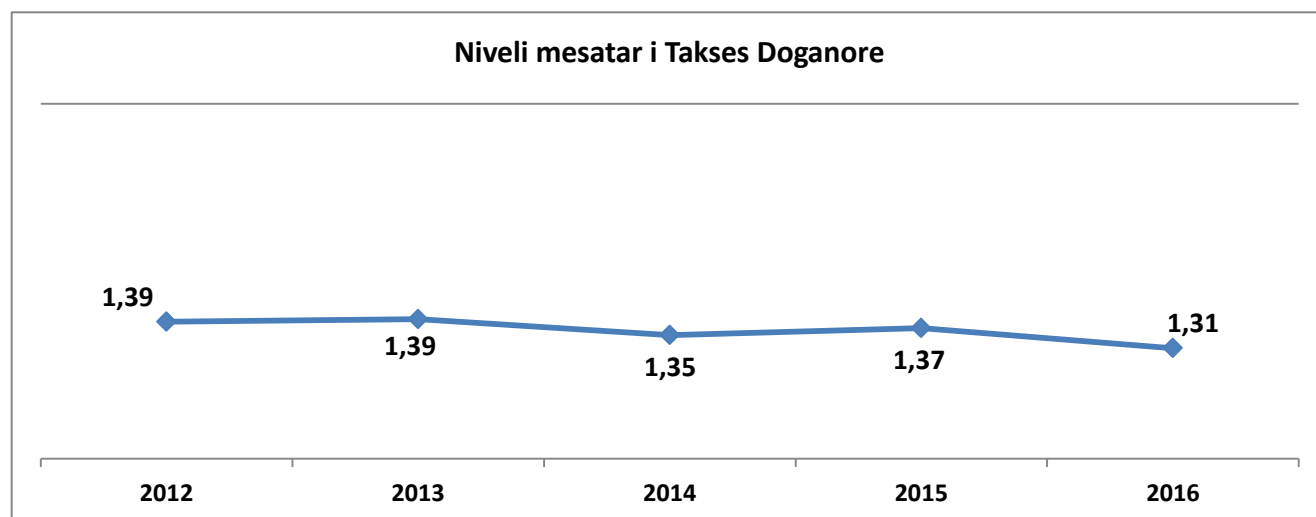


Tabela 9 Vlera e Importeve për periudhën Janar- Shkurt 2012-2016
 Table 9 Value of Imports in years January-February 2012-2016

Në milion lekë

| Vitet | 2012 | 2013 | 2014 | 2015 | 2016 | Years |
|---------------------------|----------------|----------------|----------------|----------------|----------------|--------------------------------|
| Importi I Taksuar | 97.162 | 83.684 | 92.067 | 93.293 | 99.574 | Taxable imports |
| Importi I Pataksuar | 6.990 | 6.944 | 5.925 | 2.107 | 1.260 | Untaxable imports |
| Importi me RPA | 14.947 | 15.937 | 21.583 | 23.272 | 22.949 | Import under inward processing |
| Te tjera Importe | 605 | 1.166 | 1.637 | 1.637 | 593 | Other imports |
| Totali I Importeve | 119.704 | 107.731 | 121.212 | 120.310 | 124.376 | Total of imports |

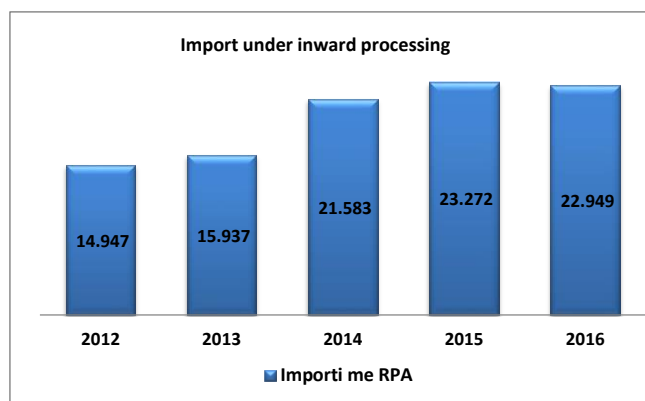
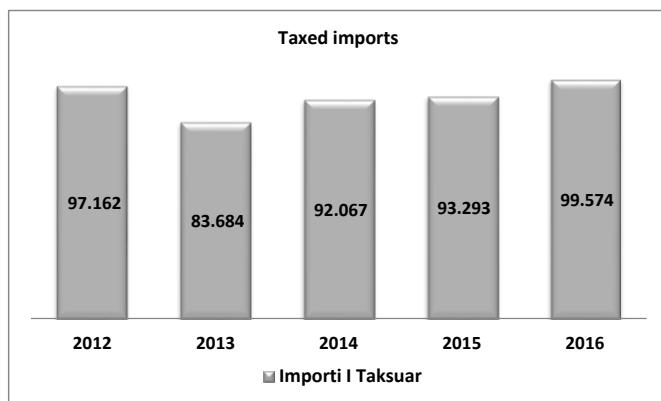


Tabela 10 Importi i Taksuar në vite
Table 10 Taxable imports in years

Ne milion leke

| Muajt | 2012 | 2013 | 2014 | 2015 | 2016 | Months |
|-------------------|---------------|---------------|---------------|---------------|---------------|--------------|
| Janar | 30.834 | 26.600 | 29.003 | 26.938 | 27.989 | January |
| Shkurt | 29.544 | 26.486 | 30.544 | 30.558 | 33.249 | February |
| Mars | 36.785 | 30.599 | 32.519 | 35.797 | 38.337 | March |
| Progresivi | 97.162 | 83.684 | 92.067 | 93.293 | 99.574 | Total |

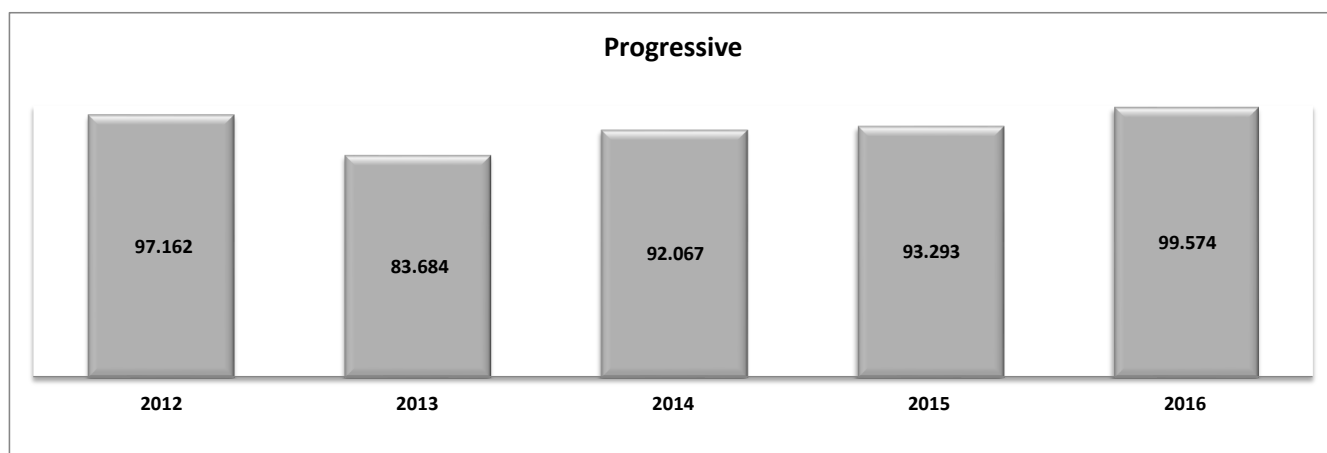


Tabela 11 Importi i Pataksuar në Vite
Table 11 Not Taxable Imports in years

Në milion lekë

| Muajt | 2012 | 2013 | 2014 | 2015 | 2016 | Months |
|-------------------|--------------|--------------|--------------|--------------|--------------|--------------|
| Janar | 1.874 | 2.589 | 1.518 | 541 | 314 | January |
| Shkurt | 3.138 | 1.947 | 2.077 | 1.069 | 215 | February |
| Mars | 1.977 | 2.408 | 2.330 | 497 | 731 | March |
| Progresivi | 6.990 | 6.944 | 5.925 | 2.107 | 1.260 | Total |

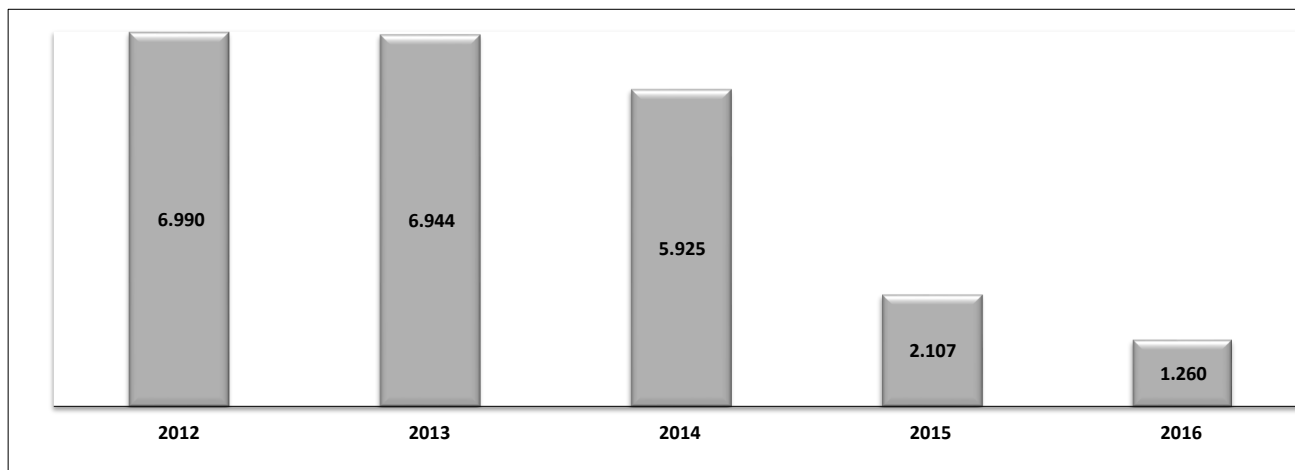


Tabela 12 Importi me Regjim Përpunimi Aktiv në vite
Table 12 Import under inward processing in years

Në milion lekë

| Muajt | 2012 | 2013 | 2014 | 2015 | 2016 | Months |
|-------------------|---------------|---------------|---------------|---------------|---------------|--------------|
| Janar | 4.523 | 5.148 | 6.708 | 7.409 | 6.751 | January |
| Shkurt | 4.873 | 4.992 | 6.971 | 7.596 | 8.153 | February |
| Mars | 5.551 | 5.797 | 7.904 | 8.267 | 8.045 | March |
| Progresivi | 14.947 | 15.937 | 21.583 | 23.272 | 22.949 | Total |

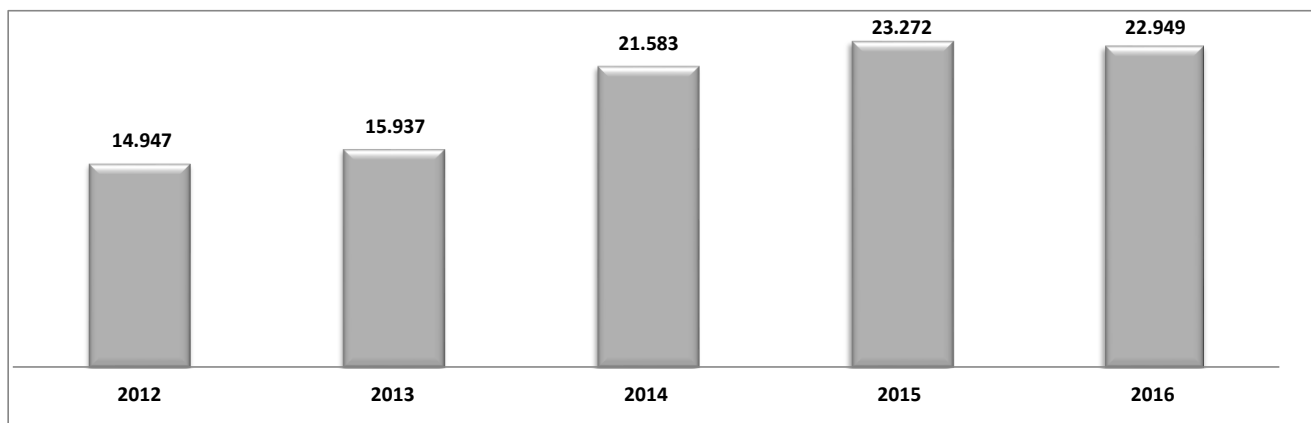


Tabela 13 Kursi i këmbimit të dollarit amerikan kundrejt lekut

Table 13 Exchange rate USD/Lek

| Muajt | 2012 | 2013 | 2014 | 2015 | 2016 | Months |
|---------------|--------|--------|--------|--------|--------|--------------|
| Janar | 107,54 | 105,85 | 101,86 | 118,06 | 125,79 | January |
| Shkurt | 105,30 | 103,00 | 103,66 | 123,35 | 127,06 | February |
| Mars | 104,12 | 106,48 | 101,58 | 124,96 | 126,59 | March |
| Kursi mesatar | 105,65 | 105,11 | 102,37 | 122,12 | 126,48 | Average rate |

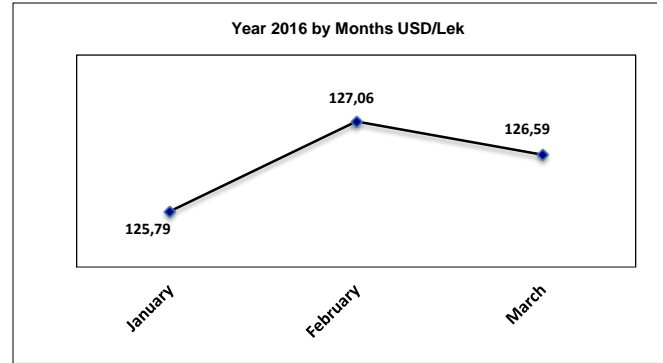
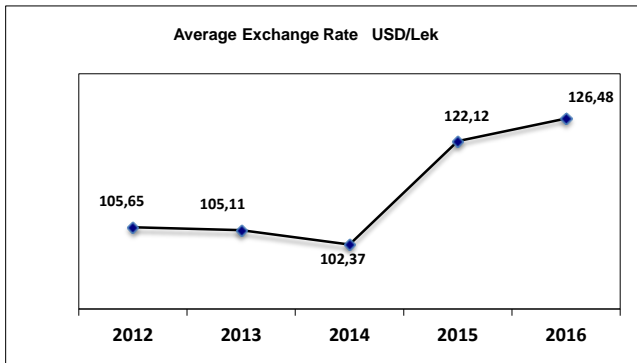


Tabela 14 Kursi i këmbimit të Euros kundrejt lekut
 Table 14 Exchange rate Euro/Lek

| Muajt | 2012 | 2013 | 2014 | 2015 | 2016 | Months |
|---------------|--------|--------|--------|--------|--------|--------------|
| Janar | 138,93 | 139,59 | 140,2 | 140,14 | 137,28 | January |
| Shkurt | 138,93 | 139,58 | 140,44 | 139,72 | 138,68 | February |
| Mars | 140,08 | 139,66 | 140,14 | 140,36 | 138,24 | March |
| Kursi mesatar | 139,31 | 139,61 | 140,26 | 140,07 | 138,07 | Average rate |

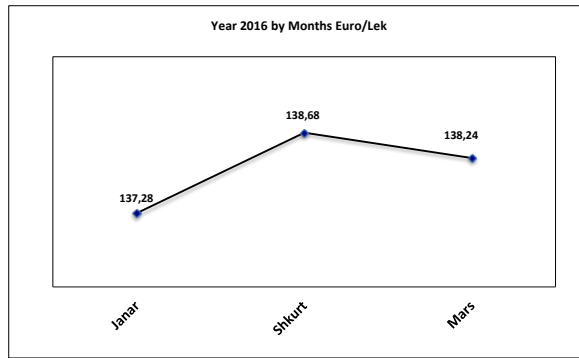
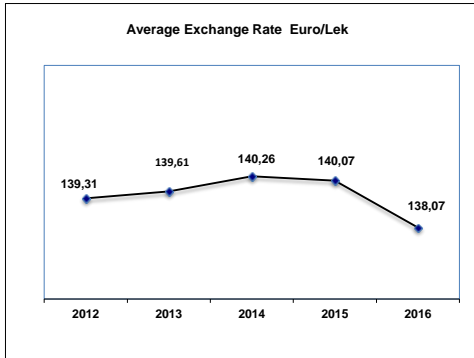
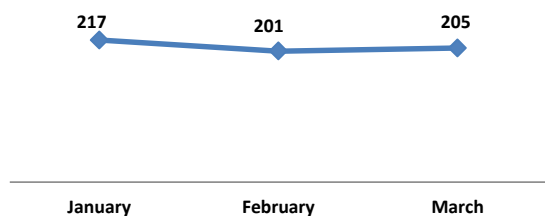


Tabela 15 Mallrat kryesore të Akcisës sipas muajve (Cigare, Birrë,Karburante,Kafe)

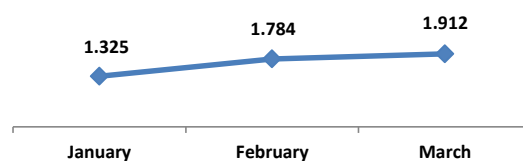
Table 15 Main Excise Commodities by months(Cigarette, Beer,Fuel,Coffee)

| Muajt | Cigare Cigarette Sasia ne Ton | Birrë Beer Sasia ne 000/litra | Karburante Fuel Sasia ne ton | Kafe Coffee Sasia ne Ton | Months |
|------------|-------------------------------------|-------------------------------------|------------------------------------|--------------------------------|----------|
| Janar | 217 | 1.325 | 35.334 | 574 | January |
| Shkurt | 201 | 1.784 | 35.246 | 640 | February |
| Mars | 205 | 1.912 | 39.066 | 764 | March |
| Progresivi | 623 | 5.021 | 109.645 | 1.979 | Total |

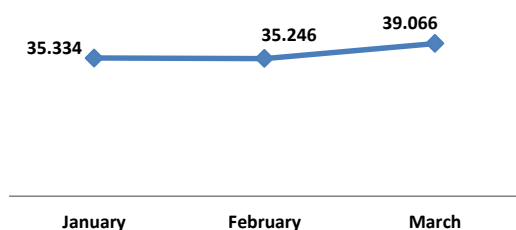
CIGARETTE /Ton



BEER /000 litra



FUEL/Ton



COFFEE /Ton

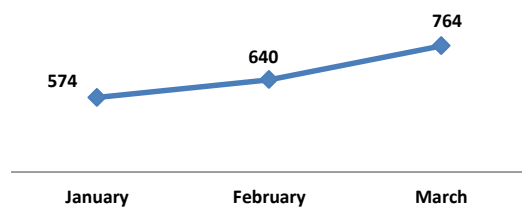


Tabela 16 Mallrat kryesore të Akcisës sipas viteve (Kafe, Birrë,Cigare,Karburante)

Table 16 Main Excise Commodities by years (Coffee,Beer,Cigarette,Fuel)

| | Kafe Coffee | Birrë Beer | Cigare Cigarette | Karburante Fuel | |
|------|----------------|------------------|---------------------|--------------------|------|
| | Sasia/Ton | Sasia/ 000/Litra | Sasia/Ton | Sasia/ Ton | |
| 2012 | 1.711 | 8.597 | 834 | 78.565 | 2012 |
| 2013 | 1.571 | 3.504 | 628 | 81.501 | 2013 |
| 2014 | 1.556 | 3.507 | 462 | 86.767 | 2014 |
| 2015 | 2.122 | 2.978 | 433 | 73.432 | 2015 |
| 2016 | 1.979 | 5.021 | 623 | 109.645 | 2016 |

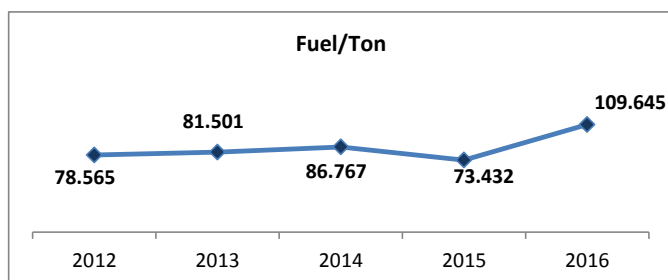
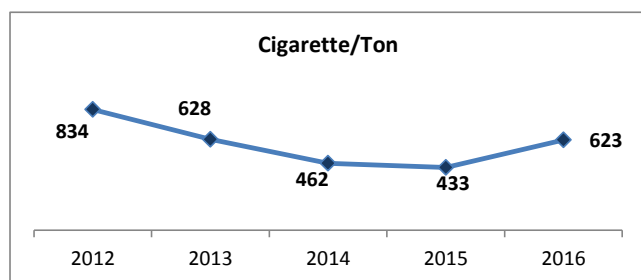
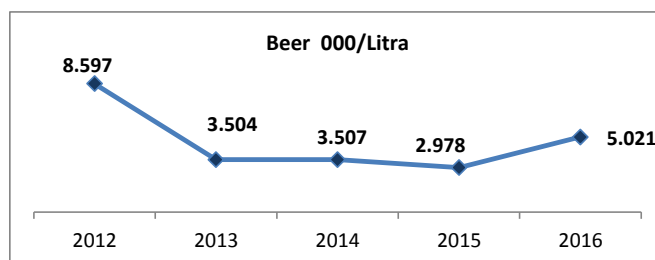
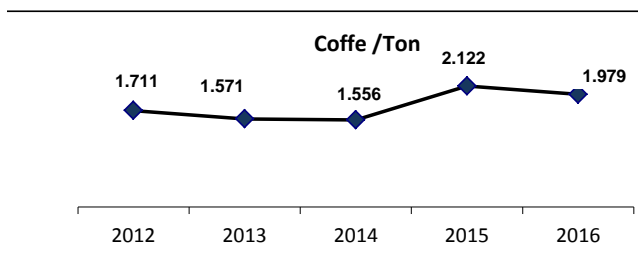


Tabela 17 Të ardhurat sipas mallrave kryesore, Janar-Mars 2016

| | Pershkrimi | Të Ardhurat në Milion Lekë | Kontributi në % ndaj të ardhurave gjithësej |
|----|-------------------------------------|----------------------------|---|
| 1 | Karburante Import | 7.659 | 24,25 |
| 2 | Cigare | 4.176 | 13,22 |
| 3 | Metalet baze dhe artikujt prej tyre | 1.916 | 6,07 |
| 4 | Automjeteve te perdorura | 1.015 | 3,21 |
| 5 | Plastika dhe artikujt | 831 | 2,63 |
| 6 | Ushqime te pergatitura | 821 | 2,60 |
| 7 | Energji Elektrike | 819 | 2,59 |
| 8 | Veshje, Tekstile | 749 | 2,37 |
| 9 | Detergjentet; parfumeri | 684 | 2,17 |
| 10 | Fruta Perime | 638 | 2,02 |
| 11 | Elektro shtepiake | 566 | 1,79 |
| 12 | Materiale te ndertimit | 544 | 1,72 |
| 13 | Kimikatet inorganik kimik | 477 | 1,51 |
| 14 | Rente Minerare Nafte Bruto | 426 | 1,35 |
| 15 | Mishi | 395 | 1,25 |
| 16 | Leter | 359 | 1,14 |
| 17 | Veshjet e Kembes dhe Kokes | 341 | 1,08 |
| 18 | Druri kashta dhe artikuj prej tyre | 329 | 1,04 |
| 19 | Mobilieve Ndricues ndertesa | 298 | 0,94 |
| 20 | Kafe | 278 | 0,88 |
| | Total | 23.321 | 73,85 |

Table 17 Main Imports Revenues Collected, January-March 2016

| | Description | Revenues In Million Leke | Contribution in % to Customs Revenues total |
|----|---|-----------------------------|--|
| 1 | Fuels Import and Production | 7.659 | 24,25 |
| 2 | Cigars | 4.176 | 13,22 |
| 3 | Base metals and articles thereof | 1.916 | 6,07 |
| 4 | Used vehicles for the transport | 1.015 | 3,21 |
| 5 | Plastics and articles thereof | 831 | 2,63 |
| 6 | Prepared food | 821 | 2,60 |
| 7 | Electrical energy | 819 | 2,59 |
| 8 | Clothing, Textiles | 749 | 2,37 |
| 9 | Detergents; perfumery | 684 | 2,17 |
| 10 | Fruits Vegetables | 638 | 2,02 |
| 11 | Electro domestic, electric stoves pianura; boiler, washing machine frirorifere TV | 566 | 1,79 |
| 12 | Construction Materials | 544 | 1,72 |
| 13 | Chemicals | 477 | 1,51 |
| 14 | Royalty for crude oil Export | 426 | 1,35 |
| 15 | Meat | 395 | 1,25 |
| 16 | Letter | 359 | 1,14 |
| 17 | Footwear and Hats and other headgear | 341 | 1,08 |
| 18 | Wood and articles of straw | 329 | 1,04 |
| 19 | Lighting equipment Building Furniture | 298 | 0,94 |
| 20 | Coffee | 278 | 0,88 |
| | Total | 23.321 | 73,85 |