



**General Directorate of Customs
Fiscal Analyses Unit**

BULETINI FISKAL

Janar - Shtator 2015

**FISCAL BULETIN
January-September 2015**

Përmbajtja
Content

Të Ardhurat Doganore në Total dhe sipas zërave

Customs Revenues

1. Realizimi i të Ardhurave Doganore (Taksë doganore, Akcisë, Tvsh,Rentë minerare,etj.)
Customs Revenues (Customs Duty, Excise,VAT,Mineral Royalty,etc.)
2. Realizimi i të Ardhurave Doganore në vite
Customs Revenues in years
3. Taksa Doganore në vite
Customs Duty in years
4. Akcisa në vite
Excise in years
5. Tvsh në vite
VAT in years
6. Renta minerare në vite
Mineral Royalty in years
7. Niveli mesatar i Taksës Doganore në vite
Average Tariff Rate in years

Volumi i Importeve në Vlerë

Value of Imports

8. Vlera e importeve sipas muajve
Value of imports by months
9. Vlera e importeve në vite
Value of imports in years
10. Importi i Taksuar në vite
Taxable imports in years
11. Importi i Pataksuar në vite
Untaxable Imports in years
12. Importi me Regjim Perpunimi Aktiv në vite
Import under inëard processing in years
13. Kursi i këmbimit të dollarit amerikan kundrejt lekut
Exchange rate USD/Lek
14. Kursi i këmbimit të Euros kundrejt lekut
Exchange rate Euro/Lek

Mallrat Kryesore të Akcisës dhe Mallrat që zënë peshën kryesore në Totalin e të Ardhurave

Main Excise Commodities and Main Imports Revenues Collected

15. Mallrat Kryesore të Akcizës (Cigare, Birrë, Kafe, Karburant)
Main Excise Commodities by months(Cigarette, Beer,Fuel,Coffee)
16. Importi i Kafes,Birrës,Cigareve,Karburantit në Vite
Main Excise Commodities by years (Coffee,Beer,Cigarette,Fuel)
17. Mallrat që zënë peshën kryesore në Totalin e Të Ardhurave
Main Imports Revenues Collected




Tabela 2 Realizimi i të Ardhurave Doganore në vite

Table 2 Customs Revenues in years

Në milion lekë

Muajt	2011	2012	2013	2014	2015	Months
Janar	8,088	7,720	8,988	9,175	8,406	January
Shkurt	8,125	8,800	8,963	10,177	9,755	February
Mars	9,614	10,879	9,929	12,203	11,115	March
Prill	9,419	9,492	11,164	11,613	11,746	April
Maj	9,931	10,440	11,721	12,893	12,014	May
Qershor	11,129	10,923	10,599	13,234	12,965	June
Korrik	11,004	11,299	12,926	12,658	13,968	July
Gusht	13,351	12,881	12,456	14,707	13,791	August
Shtator	10,230	11,173	10,591	13,595	12,485	September
Progresivi	80,661	82,434	86,747	96,660	93,761	Total

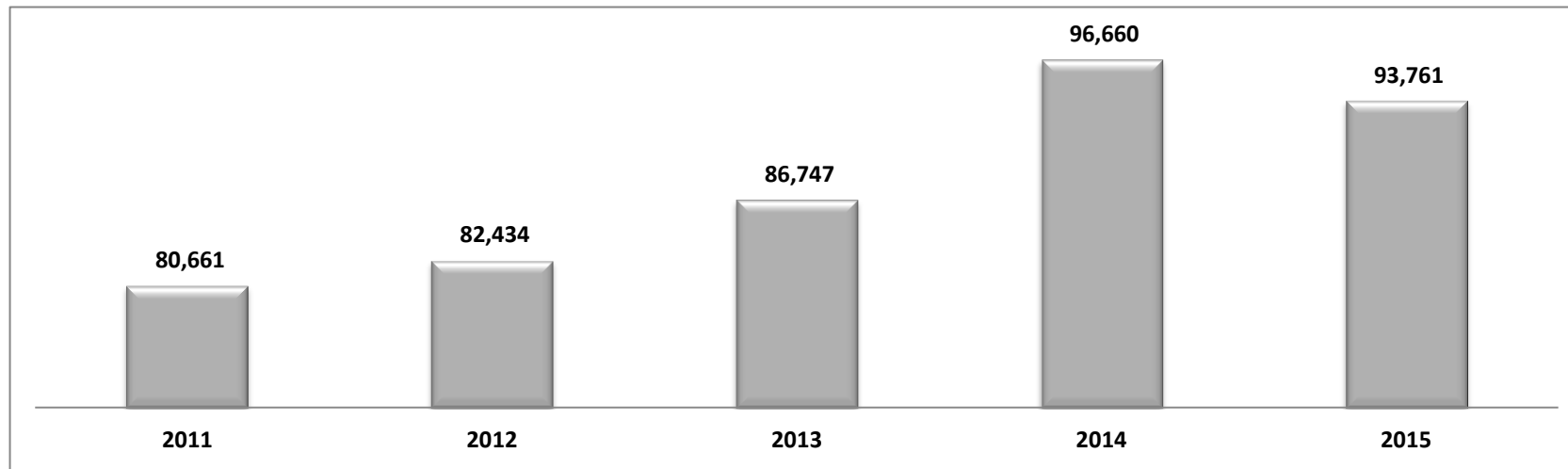


Tabela 3 Taksa Doganore në vite

Table 3 Customs Duty in years

Në milion Lekë

Muajt	2011	2012	2013	2014	2015	Months
Janar	543	412	349	388	350	January
Shkurt	476	436	405	401	395	February
Mars	599	500	412	452	531	March
Prill	536	426	477	466	413	April
Maj	540	534	509	548	452	May
Qershor	591	565	422	500	501	June
Korrik	579	572	557	500	525	July
Gusht	607	560	498	485	553	August
Shtator	584	503	433	508	477	September
Progresivi	5,055	4,507	4,063	4,249	4,197	Total

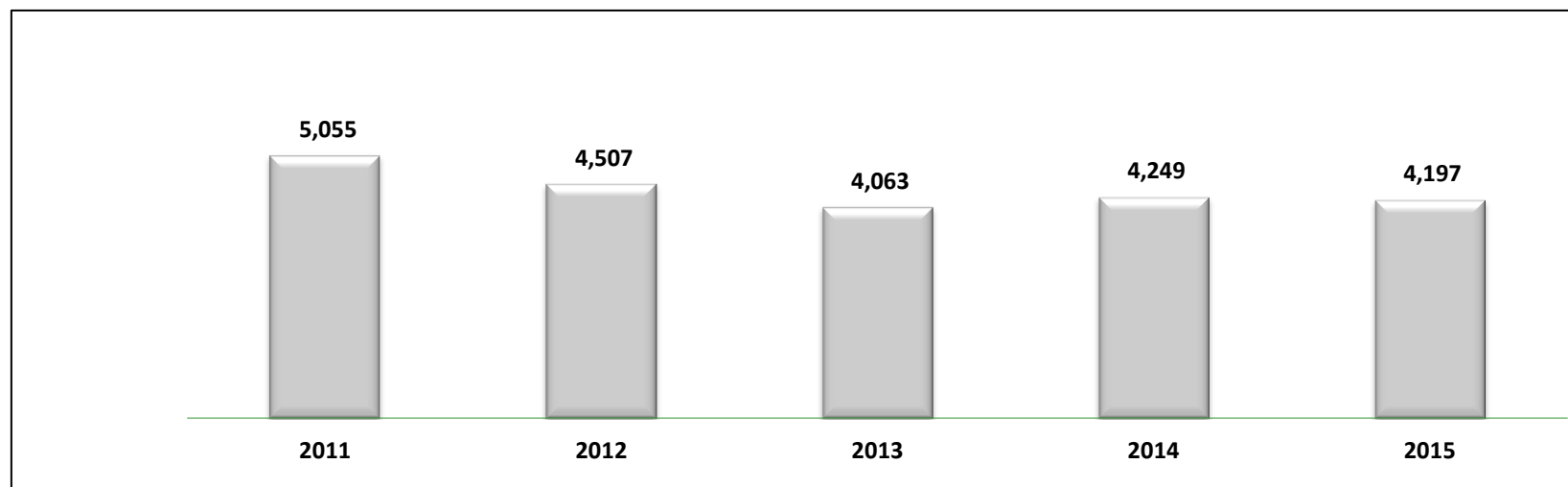
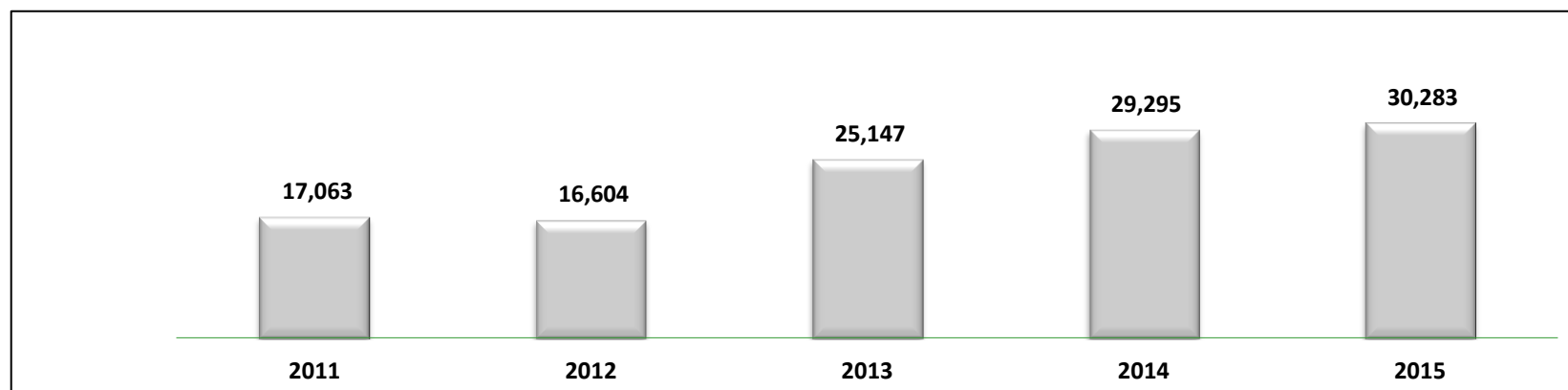


Tabela 4 Akciza në vite
Table 4 Excise in years

Në milion Lekë

Muajt	2011	2012	2013	2014	2015	Months
Janar	1,411	1,102	2,329	1,622	2,050	January
Shkurt	1,316	1,507	2,506	2,068	2,583	February
Mars	1,465	1,792	2,391	2,464	2,697	March
Prill	1,531	1,371	2,916	2,953	3,605	April
Maj	1,656	1,638	3,105	3,416	3,305	May
Qershor	2,275	2,096	2,701	3,750	3,707	June
Korrik	2,240	2,237	3,414	3,649	4,033	July
Gusht	3,729	2,652	3,390	4,927	4,680	August
Shtator	1,440	2,209	2,395	4,446	3,622	September
Progresivi	17,063	16,604	25,147	29,295	30,283	Total



Shënim :

Tabela 5 Tvsh në vite

Table 5 VAT in years

Në milion lekë

Muajt	2011	2012	2013	2014	2015	Months
Janar	5,851	5,847	5,651	6,627	5,805	January
Shkurt	6,066	6,445	5,620	7,158	6,581	February
Mars	7,265	8,026	6,403	8,647	7,657	March
Prill	7,105	7,045	7,178	7,512	7,444	April
Maj	7,387	7,762	7,420	8,239	7,792	May
Qershor	7,988	7,894	6,879	8,360	8,278	June
Korrik	7,875	7,694	8,199	7,985	8,986	July
Gusht	8,674	8,856	7,820	8,700	8,245	August
Shtator	7,799	7,537	7,106	8,249	8,006	September
Progresivi	66,010	67,106	62,278	71,477	68,794	Total

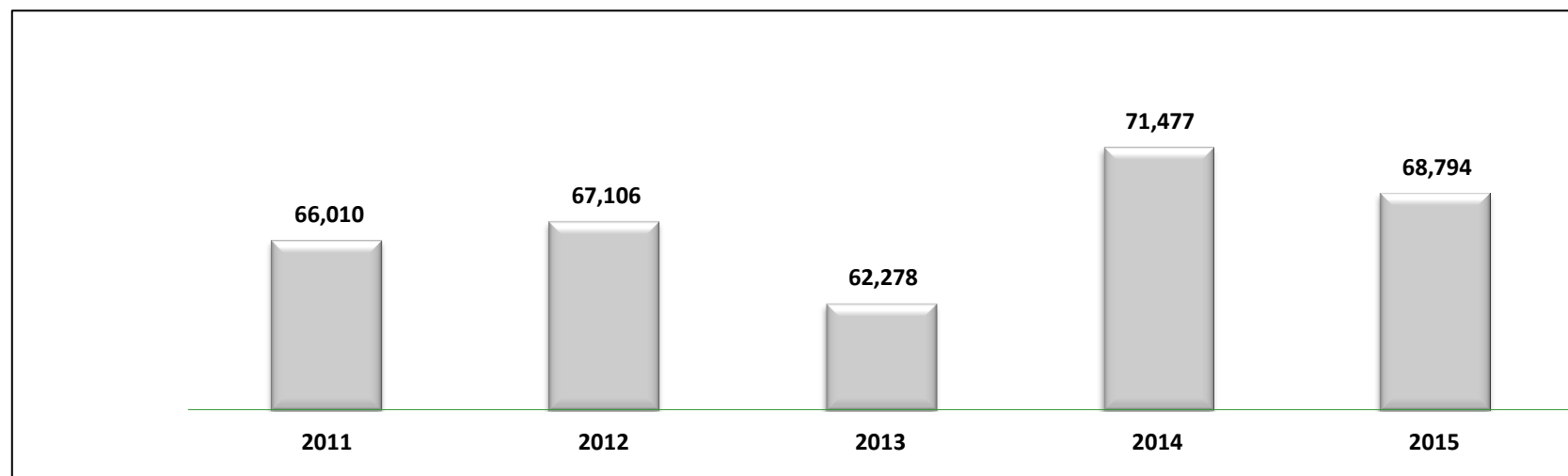


Tabela 6 Renta Minerare në vite
Table 6 Mineral Royalty in years

Në milion Lekë

Muajt	2011	2012	2013	2014	2015	Months
Janar	260	331	659	539	201	January
Shkurt	228	389	432	551	195	February
Mars	253	534	724	639	230	March
Prill	218	605	592	682	284	April
Maj	310	471	687	689	465	May
Qershor	250	338	598	624	478	June
Korrik	282	356	755	524	424	July
Gusht	309	640	748	594	312	August
Shtator	360	524	656	391	381	September
Progresivi	2,111	3,663	5,194	4,842	2,591	Total

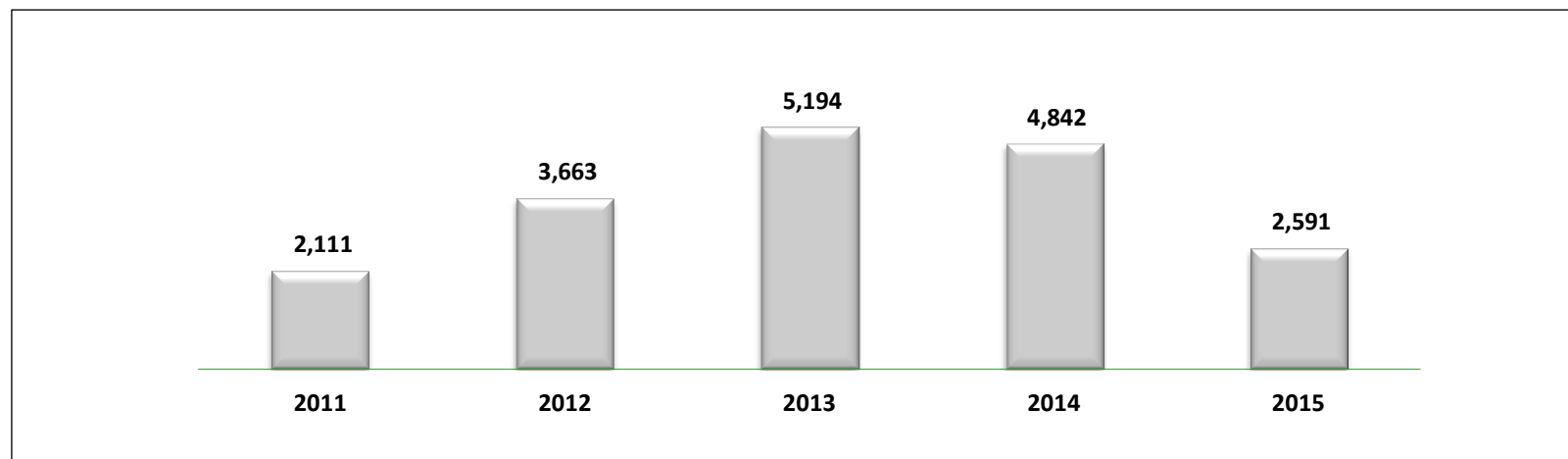


Tabela 7 Niveli mesatar i taksës doganore në vite

Table 7 Average Tariff Rate in years

Në %

Muajt	2011	2012	2013	2014	2015	Months
Janar	1.98	1.34	1.31	1.34	1.30	January
Shkurt	1.62	1.47	1.53	1.31	1.29	February
Mars	1.72	1.36	1.34	1.39	1.48	March
Prill	1.56	1.28	1.43	1.26	1.20	April
Maj	1.54	1.48	1.49	1.44	1.28	May
Qershor	1.61	1.53	1.33	1.31	1.34	June
Korrik	1.56	1.56	1.47	1.37	1.31	July
Gusht	1.55	1.49	1.41	1.28	1.54	August
Shtator	1.60	1.37	1.31	1.33	1.30	September
Niveli mesatar i taksës dog	1.63	1.43	1.40	1.34	1.34	Average tariff rate

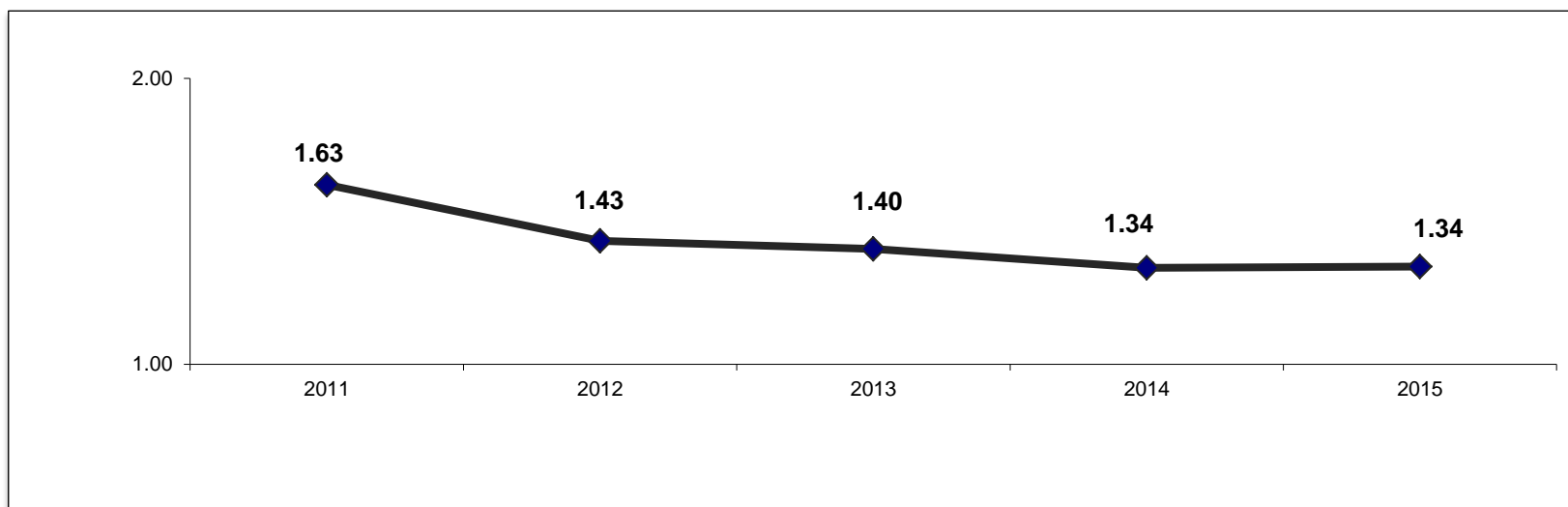


Tabela 8 Vlera e Importeve sipas muajve

Table 8 Value of imports by months

Në milion lekë

Muajt	Import	Import i Taksuar		Import i Pataksuar		Përpunim Aktiv		Të Tjera		Months
		Vlera	%	Vlera	%	Vlera	%	Vlera	%	
Janar	36,476	26,934	74	496	1	7,880	22	1,166	3	January
Shkurt	40,366	30,549	76	1,071	3	7,630	19	1,117	2.8	February
Mars	46,024	35,792	78	497	1	8,263	18	1,472	3.2	March
Prill	45,650	34,311	75	640	1	8,883	19	1,815	4.0	April
Maj	47,796	35,238	74	695	1	10,247	21	1,615	3.4	May
Qershor	50,866	37,455	74	1,078	2	9,772	19	2,561	5.0	June
Korrik	54,842	40,027	73	712	1	10,459	19	3,644	6.6	July
Gusht	42,468	35,944	85	308	1	4,484	11	1,733	4.1	August
Shtator	45,319	36,681	81	516	1	7,159	16	963	2.1	September
Progresivi	409,806	312,931	76	6,013	1	74,777	18	16,084	3.9	Total

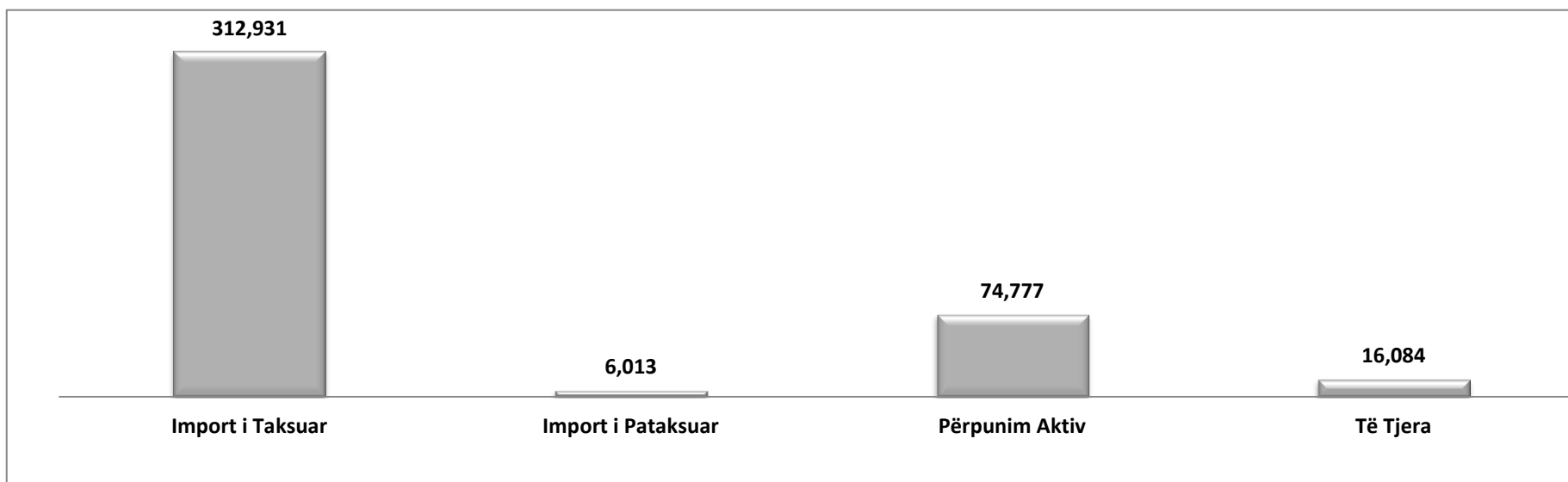


Tabela 9 Vlera e Importeve për periudhën Janar-Shtator 2011-2015
Table 9 Value of Imports in years January-September 2011-2015

Në milion lekë

Vitet	2011	2012	2013	2014	2015	Years
Importi I Taksuar	310,450	314,695	289,387	317,614	312,931	Taxable imports
Importi I Pataksuar	23,332	23,026	24,142	15,161	6,013	Untaxable imports
Importi me RPA	60,335	53,076	55,875	70,773	74,777	Import under inward processing
Te tjera Importe	6,860	6,946	6,154	7,804	16,084	Other imports
Totali I Importeve	400,976	397,742	375,558	411,352	409,806	Total of imports

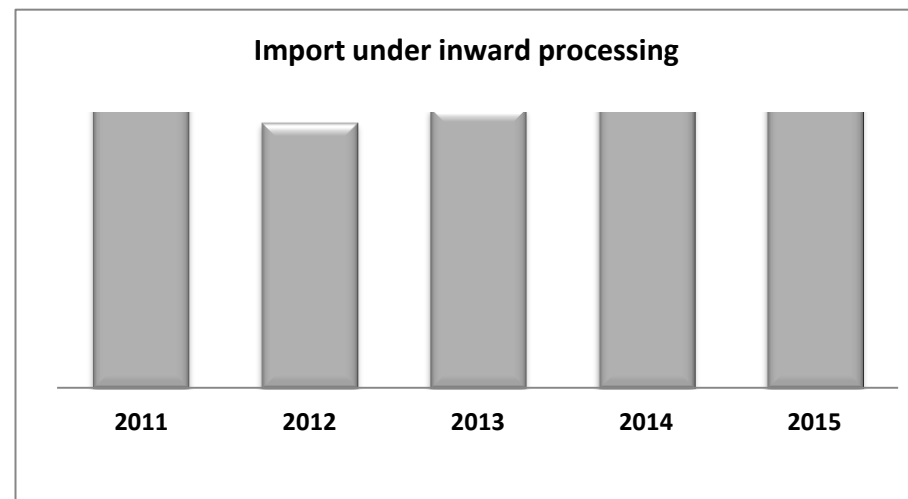
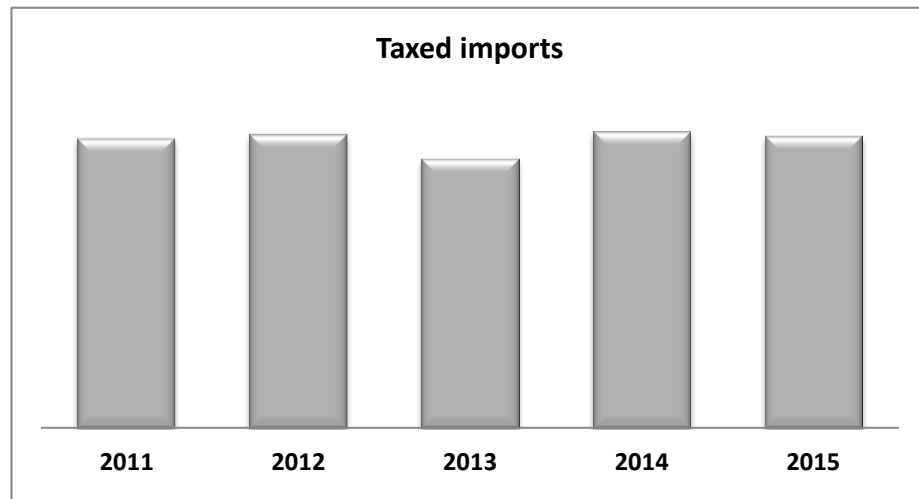


Tabela 10 Importi i Taksuar në vite

Table 10 Taxable imports in years

Ne milion leke

Muajt	2011	2012	2013	2014	2015	Months
Janar	27,482	30,834	26,600	29,003	26,934	January
Shkurt	29,307	29,544	26,486	30,544	30,549	February
Mars	34,798	36,785	30,599	32,519	35,792	March
Prill	34,393	33,392	33,290	36,849	34,311	April
Maj	35,199	36,009	34,303	38,098	35,238	May
Qershor	36,621	37,024	31,690	38,048	37,455	June
Korrik	37,196	36,558	37,754	36,582	40,027	July
Gusht	39,063	37,704	35,477	37,841	35,944	August
Shtator	36,392	36,846	33,189	38,129	36,681	September
Progresivi	310,450	314,695	289,387	317,614	312,931	Total

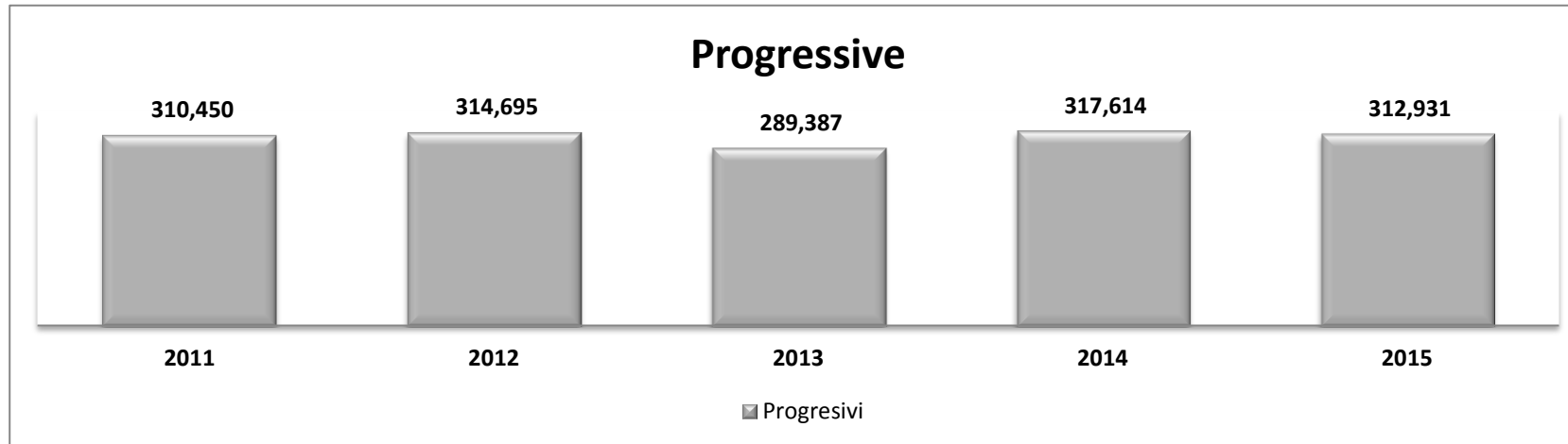


Tabela 11 Importi i Pataksuar në Vite
Table 11 Not Taxable Imports in years

Në milion lekë

Muajt	2011	2012	2013	2014	2015	Months
Janar	2,339	1,874	2,589	1,518	496	January
Shkurt	2,446	3,138	1,947	2,077	1,071	February
Mars	1,918	1,977	2,408	2,330	497	March
Prill	3,356	1,589	2,233	1,062	640	April
Maj	2,320	2,505	3,126	1,315	695	May
Qershor	2,673	2,570	2,528	2,017	1,078	June
Korrik	2,874	3,573	3,463	1,819	712	July
Gusht	2,703	3,570	3,155	1,961	308	August
Shtator	2,703	2,229	2,693	1,062	516	September
Progresivi	23,332	23,026	24,142	15,161	6,013	Total

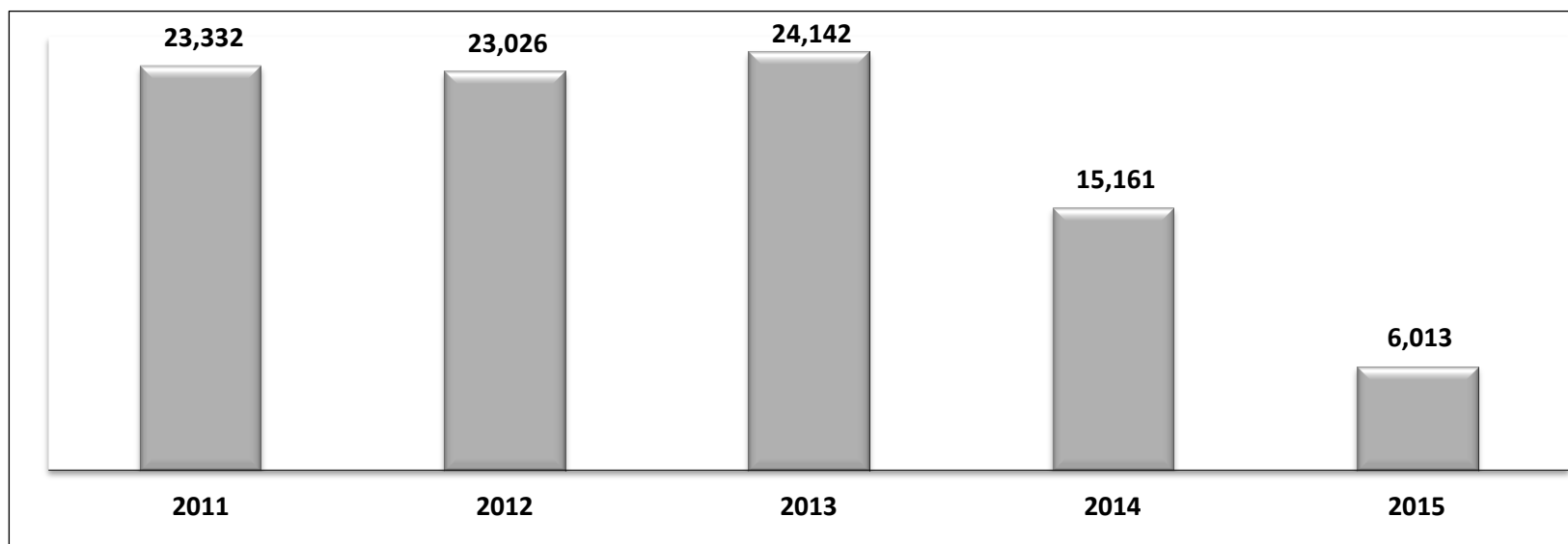


Tabela 12 Importi me Regjim Përpunimi Aktiv në vite

Table 12 Import under inward processing in years

Në milion lekë

Muajt	2010	2011	2012	2013	2014	2015	Months
Janar	4,263	5,467	4,523	5,148	6,708	7,880	January
Shkurt	4,924	5,975	4,873	4,992	6,971	7,630	February
Mars	5,525	6,284	5,551	5,797	7,904	8,263	March
Prill	5,562	7,901	5,218	6,124	8,504	8,883	April
Maj	6,811	8,743	6,101	7,983	9,230	10,247	May
Qershor	5,869	7,281	6,597	7,707	9,042	9,772	June
Korrik	6,818	7,650	7,583	7,731	8,979	10,459	July
Gusht	3,201	4,479	4,652	3,991	5,130	4,484	August
Shtator	5,433	6,554	7,977	6,402	8,306	7,159	September
Progresivi	48,406	60,335	53,076	55,875	70,773	74,777	Total

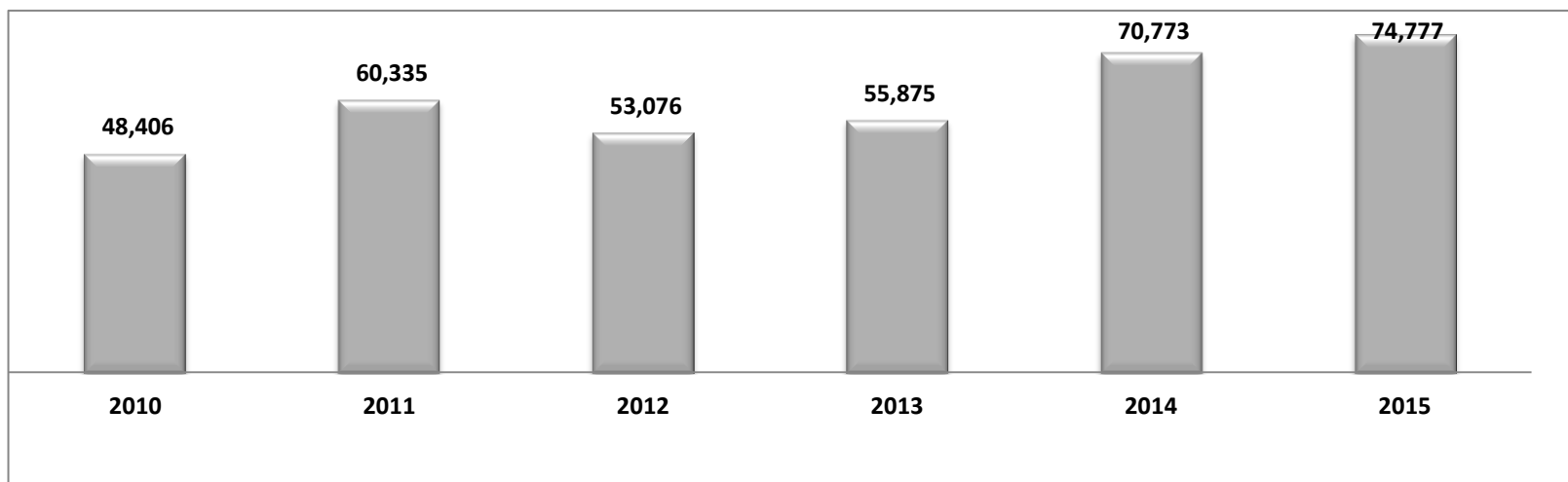


Tabela 13 Kursi i këmbimit të dollarit amerikan kundrejt lekut
Table 13 Exchange rate USD/Lek

Muajt	2011	2012	2013	2014	2015	Months
Janar	104.00	107.54	105.85	101.86	118.06	January
Shkurt	102.16	105.30	103.00	103.66	123.35	February
Mars	101.25	104.12	106.48	101.58	124.96	March
Prill	99.04	105.20	109.15	101.89	130.63	April
Maj	97.00	106.04	107.65	101.36	125.61	May
Qershor	98.58	111.92	108.16	102.72	128.48	June
Korrik	97.68	109.86	107.99	102.78	125.57	July
Gusht	98.16	111.95	105.58	103.81	127.49	August
Shtator	100.55	110.09	105.71	105.84	124.63	September
Kursi mesatar	99.82	108.00	106.62	102.83	125.42	Average rate

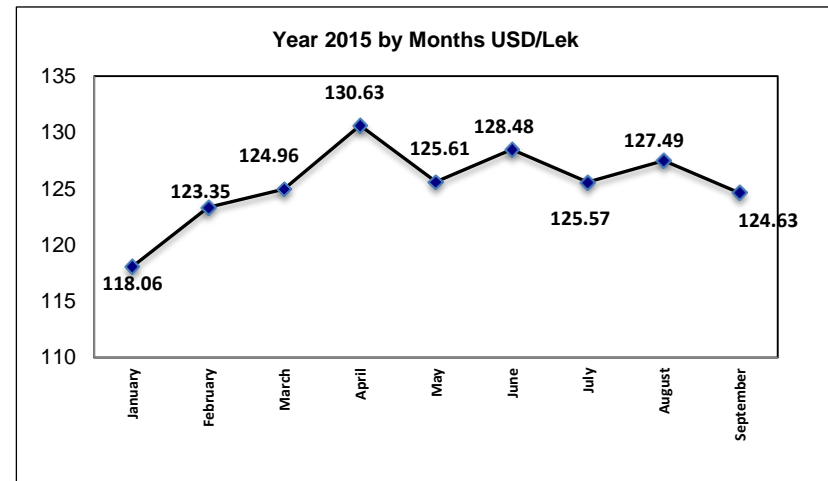
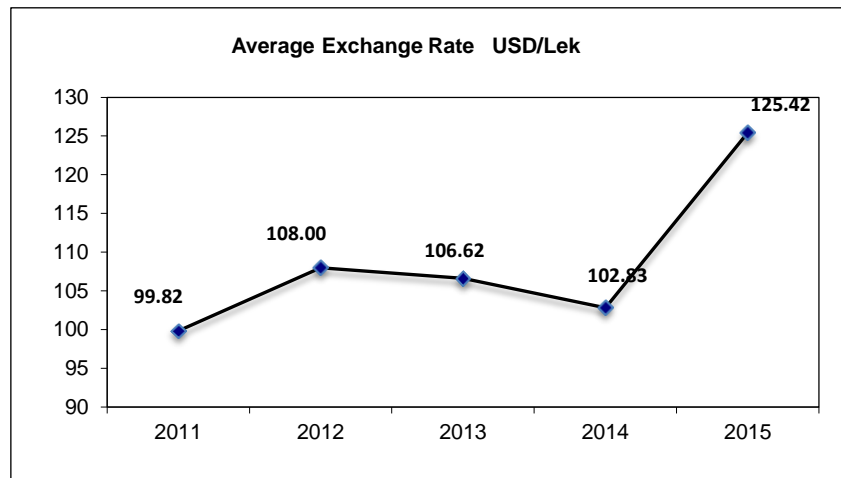


Tabela 14 Kursi i këmbimit të Euros kundrejt lekut

Table 14 Exchange rate Euro/Lek

Muajt	2011	2012	2013	2014	2015	Months
Janar	138.77	138.93	139.59	140.2	140.14	January
Shkurt	139.31	138.93	139.58	140.44	139.72	February
Mars	139.92	140.08	139.66	140.14	140.36	March
Prill	140.57	140.38	139.91	140.27	140.34	April
Maj	142.40	140.33	140.72	140.08	140.53	May
Qershor	142.10	139.09	140.45	139.86	140.98	June
Korrik	141.41	138.17	140.96	140.26	140.29	July
Gusht	140.19	137.31	140.20	139.02	139.59	August
Shtator	140.44	138.24	139.98	139.44	139.73	September
Kursi mesatar	140.57	139.05	140.12	139.97	140.19	Average rate

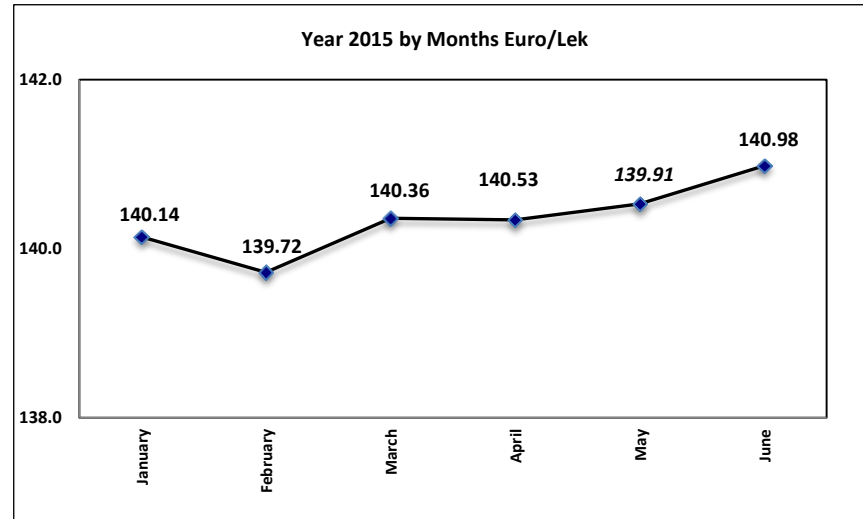
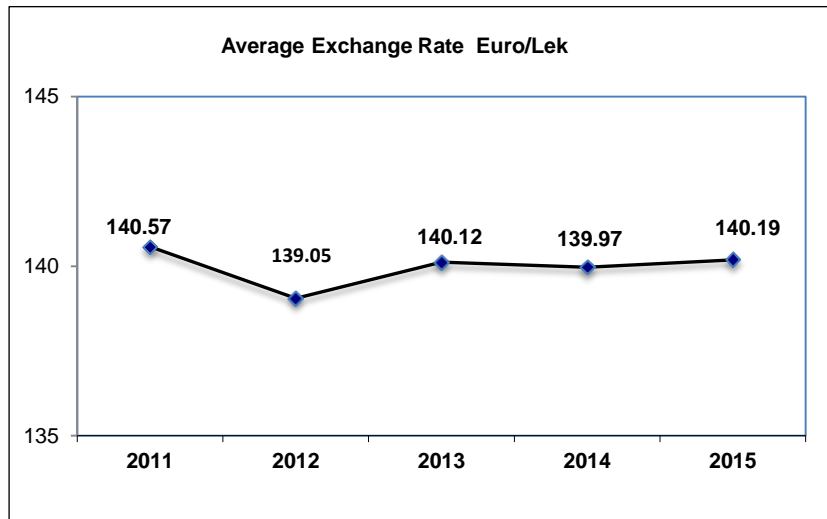


Tabela 16 Mallrat kryesore të Akcisës sipas viteve (Kafe, Birrë,Cigare,Karburante)

Table 16 Main Excise Commodities by years (Coffee,Beer,Cigarette,Fuel)

	Kafe Coffee	Birrë Beer	Cigare Cigarette	Karburante Fuel	
	Sasia/Ton	Sasia/ 000/Litra	Sasia/Ton	Sasia/ Ton	
2011	4915	25338	2262	309,277	2011
2012	5946	24134	2555	313,387	2012
2013	5223	22640	2291	313,726	2013
2014	5472	20777	2,089	343,902	2014
2015	6396	24899	1,866	338,498	2015

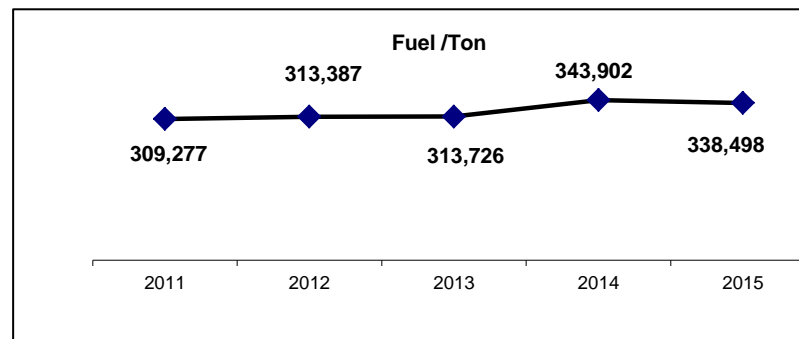
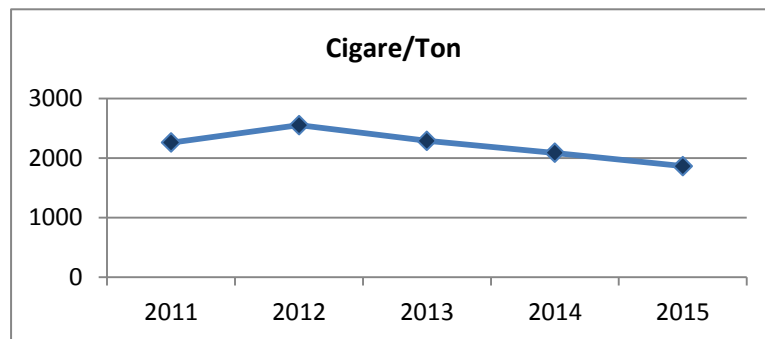
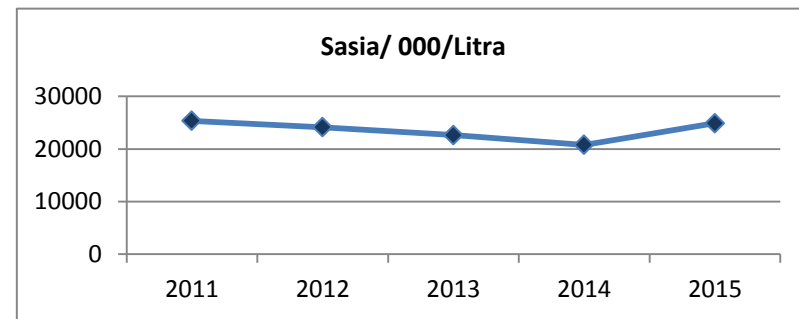
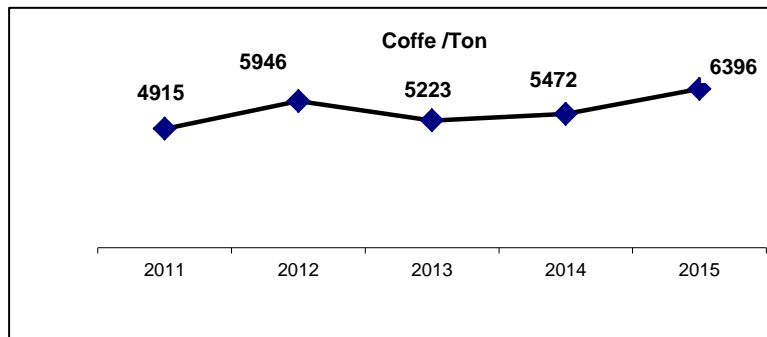


Tabela 17 Të ardhurat sipas mallrave kryesore, Shtator 2015

Kreu	Pershkrimi	Të Ardhurat në Milion Lekë	Kontributi në % ndaj të ardhurave gjithësej
2710	Karburante dhe vajrat e naftes	4,808	4.53
2402	Cigare ,puro dhe cigarillo	1,380	1.30
8703	Automjete	334	0.31
2716	Energji elektrike	278	0.26
1001	Grure dhe meslin	184	0.17
7204	Kthime dhe mbetje ferrike	171	0.16
8517	Pajisjet telefonike, perfshire telefonat per rrjetet celulare	170	0.16
1701	Sheqer i prodhuar nga kallam sheqeri apo nga panxhar sheqeri	169	0.16
2203	Birre	141	0.13
0207	Mishi dhe te brendshmet e ngrëshme, te shpendeve	119	0.11
3402	Agjentet organike me veprim siperfaqsor (ndryshe nga sapuni) preparatet lare	114	0.11
2202	Ujrat, perfshire ujrat minerale dhe ujrat e gazuar	111	0.10
2711	Petroleum gases and other gaseous hydrocarbons	87	0.08
3923	Artikujt per mbajtjen apo paketimin e mallrave, prej plastike	83	0.08
0901	Kafe, nese eshte apo jo e pjekur apo e dekafezuar	79	0.07
8528	Monitoret dhe projektoret	74	0.07
6908	Pllaka dhe kalldreme qeramike te glazuruara	73	0.07
1905	Buke, torta, kek, biskotat dhe produkte te tjera	73	0.07
6402	Veshje kembe	68	0.06
	Total	8,513	8.0




Table 17 Main Imports Revenues Collected , September 2015

Heading	Description	Revenues In Million Lek	Contribution in % to income total
2710	Petroleum oils and oils obtained from bituminous	4,808	4.53
2402	Cigars, cheroots, cigarillos and cigarettes	1,380	1.30
8703	Motor cars and other motor	334	0.31
2716	Electrical energy	278	0.26
1001	Wheat and meslin	184	0.17
7204	Ferrous waste and scrap	171	0.16
8517	Telephone sets, including telephones for cellular	170	0.16
1701	Cane or beet sugar and chemically pure sucrose	169	0.16
2203	Beer made from malt	141	0.13
0207	Meat and edible offal	119	0.11
3402	Organic surface-active agents (other than soap); washing preparations	114	0.11
2202	Waters, including mineral waters and aerated waters	111	0.10
2711	Petroleum gases and other gaseous hydrocarbons	87	0.08
3923	Articles for the conveyance or packing of goods, of plastics	83	0.08
0901	Kafe, nese eshte apo jo e pjekur apo e dekafezuar	79	0.07
8528	Monitors and projectors	74	0.07
6908	Glazed ceramic flags and paving	73	0.07
1905	Bread, pastry, cakes, biscuits and other bakers	73	0.07
6402	Footwear with outer	68	0.06
	Total	8,513	8.0

