



**General Directorate of Customs  
Fiscal Analyses Unit**

**BULETINI I TREGTISË SË JASHTME  
Janar 2015**

**BULLETIN OF FOREIGN TRADE  
January 2015**

**Tel ++ 355 4 2 264 913**

Nr	Permbajtja
<b>Pjesa e I-re</b>	<b>Tabelat e Importit mujor dhe progresiv</b>
Tabela 1	Vlerat e Importit Janar 2011-2015 / Ne mln leke
Tabela 2-2/1	Vlerat e Importit Janar 2011-2015 / Ne mln Euro/ne mln \$
Tabela 3	Volumi I Importit ne peshe neto Janar 2011-2015 / Ne Ton
<b>Pjesa e II-te</b>	<b>Tabelat e Eksportit mujor dhe progresiv</b>
Tabela 4	Vlerat e Eksportit Janar 2011-2015 / Ne mln leke
Tabela 5-5/1	Vlerat e Eksportit Janar 2011-2015 / Ne mln Euro; Ne mln \$
Tabela 6	Volumi I Eksportit ne peshe neto Janar 2011-2015 / Ne Ton
<b>Pjesa III-te</b>	<b>Kurset e kembimit 2011-2015</b>
Tabela 7	Kursi I kembimit te Dollarit kundrejt Lekut Janar 2011-2015
Tabela 8	Kursi I kembimit te Euros kundrejt Lekut Janar 2011-2015
<b>Pjesa e IV-t</b>	<b>Diferencat Eksport-Import</b>
Tabela 9	Vlerat Eksport-Import-diference Janar 2011-2015 / Ne mln Leke
Tabela 9/1-9/2	Vlerat Eksport-Import-diference Janar 2011-2015 / Ne mln Euro; Ne mln \$
<b>Pjesa e V-te</b>	<b>Struktura e Import-Eksporteve sipas shteteve</b>
Tabela 10	Struktura e Importeve BE-Jo BE Janar 2014-2015
Tabela 11	Struktura e Importeve BE Janar 2014-2015 ( e detajuar)
Tabela 12	Struktura e Eksporteve BE-Jo BE Janar 2014-2015
Tabela 13	Struktura e Eksporteve BE Janar 2014-2015 ( e detajuar)
Tabela 14	Vlerat e Importeve sipas vendit te Origjines Janar 2011-2015 / Ne mln leke
Tabela 15	Volumi I Importeve sipas vendit te Origjines Janar 2011-2015 / Ne Ton
Tabela 16	Vlerat e Eksportit sipas vendit te Destinacionit Janar 2011-2015 / Ne mln leke
Tabela 17	Volumi i Eksportit sipas vendit te Destinacionit Janar 2011-2015 / Ne Ton
<b>Pjesa VI-te</b>	<b>Struktura e Import Eksporteve sipas Kapitujve HS</b>
Tabela 18	Importi sipas Kapitujve te HS Janar 2011-2015 / Ne mln leke
Tabela 19	Importi sipas Kapitujve te HS Janar 2011-2015 / Ne Ton
Tabela 20	Eksporti sipas Kapitujve te HS Janar 2011-2015 / Ne mln leke
Tabela 21	Eksporti sipas Kapitujve te HS Janar 2011-2015 / Ne Ton
Tabela 22	Perskrimi I Seksioneve HS
<b>Pjesa VII-te</b>	<b>Struktura e Import Eksporteve sipas Tipeve dhe Procedurave</b>
Tabela 23	Importi sipas Procedurave Janar 2014-2015 Volumi/Ton Vlerat/mln leke
Tabela 24	Eksporti sipas Procedurave Janar 2014-2015 Volumi/Ton Vlerat/mln leke
<b>Pjesa VIII-te</b>	<b>Mareveshje dy ose shume paleshe</b>
Tabela 25	Marreveshja e Treg. se Lire (Imp)sipas shteteve Janar 2014-2015 Vol/Ton VI/ mln leke
Tabela 26	Marreveshja e Treg. se Lire (Exp)sipas shteteve Janar 2014-2015 Vol/Ton VI/ mln leke









No	Table of Contents
<b>First Part</b>	<b>Monthly and progressive Import tables</b>
Table 1	Monthly and progressive import Values January 2011-2015 / mln leks
Table 2-2/1	Import Values January 2011-2015 / mln USD and mln/Euro
Table 3	Import Volume January 2011-2015 / Ton
<b>Second Part</b>	<b>Monthly and progressive Export tables</b>
Table 4	Monthly and progressive Export Values January 2011-2015 / mln lek
Table 5-5/1	Export Values January 2011-2015 / mln USD and mln/Euro
Table 6	Export Net weight January 2011-2015 / Ton
<b>Third Part</b>	<b>Exchange Rate 2011-2015</b>
Table 7	Exchange rate USD/lek January 2011-2015
Table 8	Exchange rate Euro/leks January 2011-2015
<b>Fourth Part</b>	<b>Eksport-Import Differences</b>
Table 9	Import-Export Values (Differences ) January 2011-2015 / mln leks
Table 9/1-9/2	Import-Export Values (Differences ) January 2011-2015 / mln USD, mln Euro
<b>Fifth Part</b>	<b>Import-Export Structure by Countries</b>
Table 10	Import Structure EU non EU January 2014-2015
Table 11	Import Structure EU January 2014-2015 ( detailed)
Table 12	Export Structure EU non EU January 2014-2015
Table 13	Export Structure EU January 2014-2015 ( detailed)
Table 14	Import Value January 2011-2015 / mln leks ( by Country of Origin )
Table 15	Import Volume January 2011-2015 / Ton ( by Country of Origin )
Table 16	Export Value January 2011-2015 / mln lek ( by Country of Destination )
Table 17	Export Volume January 2011-2015 / Ton ( by Country of Destination )
<b>Sixth Part</b>	<b>Import-Export Structure by HS Chapter</b>
Table 18	Import by Chapter January 2011-2015 / mln leks
Table 19	Import by Chapter January 2011-2015 /Ton
Table 20	Export by Chapter January 2011-2015 / mln lek
Table 21	Export by Chapter January 2011-2015 /Ton
Table 22	HS Sections Description
<b>Seventh Part</b>	<b>Import-Export Structure by Type of Procedure</b>
Table 23	Import by Total Procedure January 2014-2015 Volume/Ton Value/mln lek
Table 24	Export by Total Procedure January 2014-2015 Volume/Ton Value/mln lek
<b>Eighth Part</b>	<b>Bilateral and Multilateral Agreements</b>
Table 25	Free Trade Agreement (Imp)by countries January 2014-2015 Vol/Ton Vl/ mln lek
Table 26	Free Trade Agreement (Exp)by countries January 2014-2015 Vol/Ton Vl/ mln lek









Tabela 1 Vlerat e Importeve në mln lekë

Table 1 Value of Imports in mln lek

Në milion lekë

Muajt	2011	2012	2013	2014	2015	Months
Janar	35,154	37,055	34,174	37,140	35,220	January
<b>Totali</b>	<b>35,154</b>	<b>37,055</b>	<b>34,174</b>	<b>37,140</b>	<b>35,220</b>	<b>Total</b>

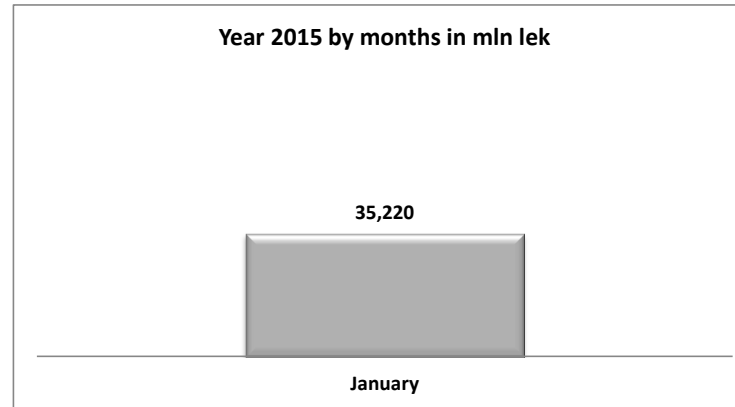
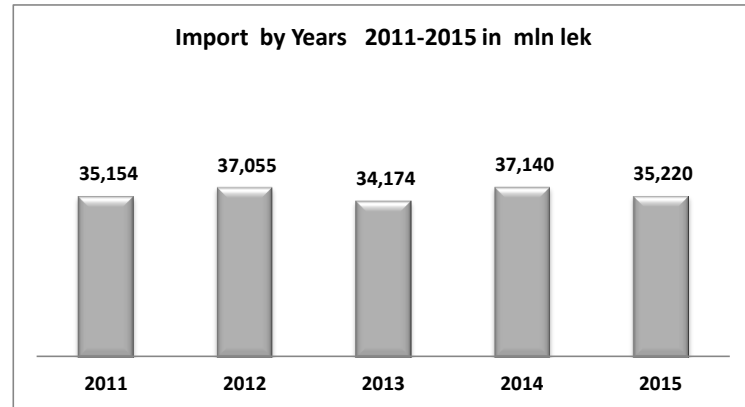










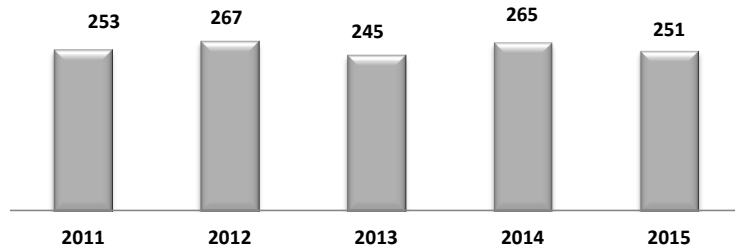
Tabela 2 Vlerat e Importeve në mln Euro

Table 2 Values of Imports in mln Euro

Në milion Euro

Muajt	2011	2012	2013	2014	2015	Months
Janar	253.3	266.7	244.8	264.9	251.3	January
<b>Totali</b>	<b>253</b>	<b>267</b>	<b>245</b>	<b>265</b>	<b>251</b>	<b>Total</b>

Import by years 2011 - 2015/Euro



Year 2015 by months/mln Euro

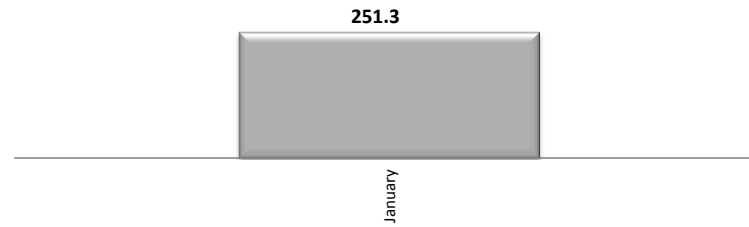












Tabela 2/1 Vlerat e Importeve në mln USD

Table 2/1 Values of Imports in mln USD

Në milion USD

Muajt	2011	2012	2013	2014	2015	Months
Janar	338	345	323	365	298	January
<b>Totali</b>	<b>338</b>	<b>345</b>	<b>323</b>	<b>365</b>	<b>298</b>	<b>Total</b>

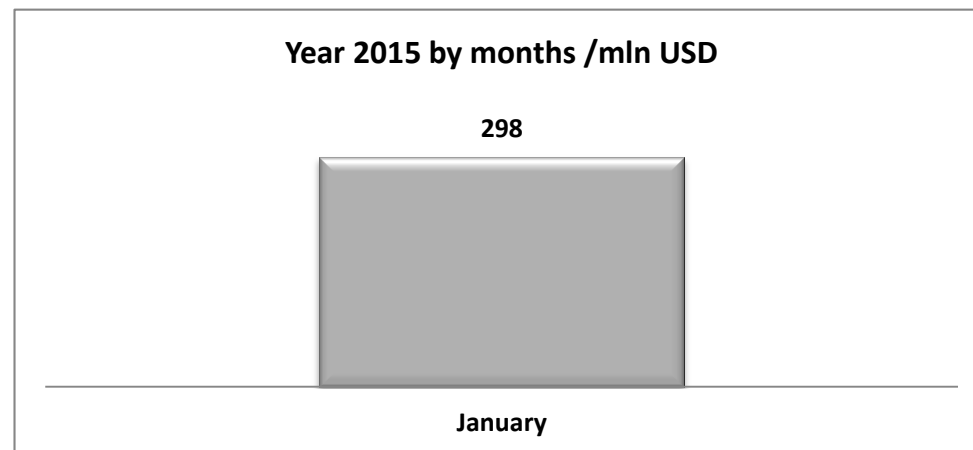
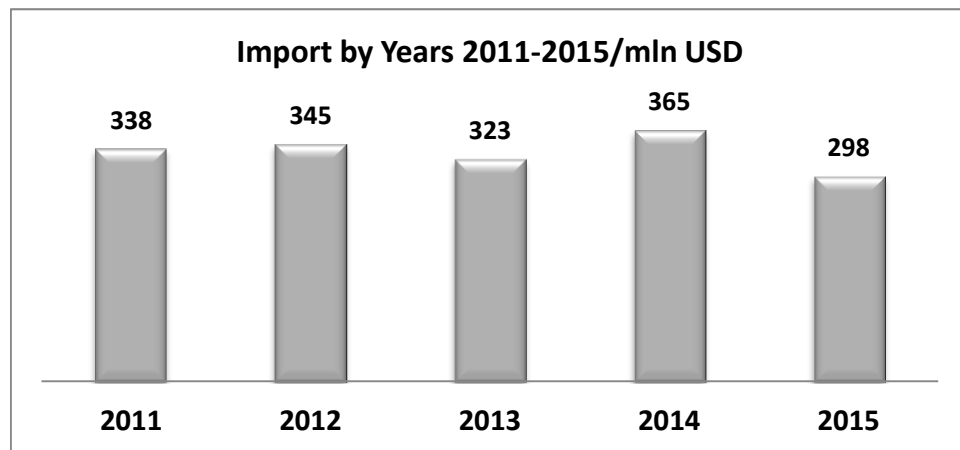
















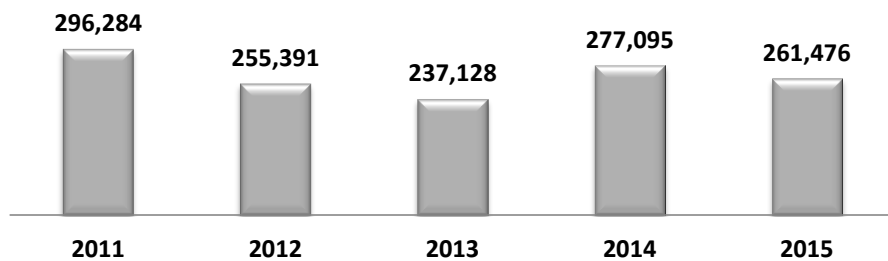
Tabela 3 Volumi i Importeve në Peshë Neto

Table 3 Volume of Import in Net Mass

Ton

Muajt	2011	2012	2013	2014	2015	Months
Janar	296,284	255,391	237,128	277,095	261,476	January
<b>Totali</b>	<b>296,284</b>	<b>255,391</b>	<b>237,128</b>	<b>277,095</b>	<b>261,476</b>	<b>Total</b>

Volume of Import by Years 2011-2015/Ton



Year 2015 by months/Ton
















Table 4. Value of Exports of milk Lakh  
 Table 4. Value of Exports of milk Lakh

Year	2011	2012	2013	2014	2015	Months
Year	14,794	16,484	18,115	17,851	17,878	Months
Total	14,794	16,484	18,115	17,851	17,878	Total




Tabella 5/1 Vlerat e Eksporteve në mln Euro  
Table 5/1 Value of Exports in mln Euro

Muajt	2011	2012	2013	2014	2015	Net million Euro
Janar	107	97	130	127	128	January
Total	107	97	130	127	128	Total

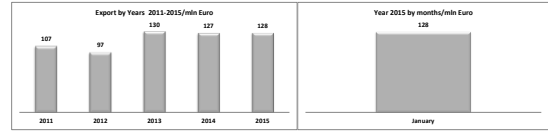


Tabela Nr 5/2 Vlerat e Eksportit ne mln USD  
Table No 5/2 Volume of Exports in mln USD

NE milion USD

Muajt	2011	2012	2013	2014	2015	Months
Janar	142.3	124.9	171.5	175.3	151.4	January
<b>Totali</b>	<b>142.3</b>	<b>124.9</b>	<b>171.5</b>	<b>175.3</b>	<b>151.4</b>	<b>Total</b>

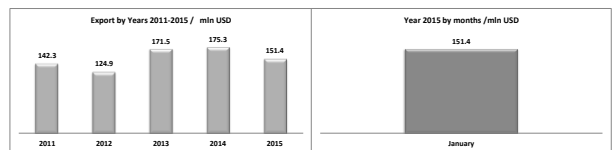


Tabela 6 Vlerat e Eksportit ne Peshe Neto  
Table 6 Value of Exports in Net Mass

ANEXON

Muajt	2011	2012	2013	2014	2015	Months
Janar	242,886	172,456	249,462	261,245	296,657	January
<b>Totali</b>	<b>242,886</b>	<b>172,456</b>	<b>249,462</b>	<b>261,245</b>	<b>296,657</b>	<b>Total</b>

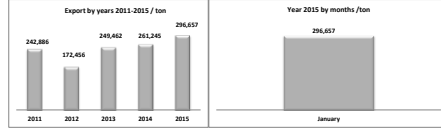


Tabela 7 Kursi i këmimit USD/Lek  
Table 7 Exchange rate USD/Lek

Muajt	2011	2012	2013	2014	2015	Months
Janar	104.00	107.54	105.85	101.86	118.06	Jan
Kursi mes	104.00	107.54	105.85	101.86	118.06	Average rate




Tabela 8 Kurri i këmblimit të Euro/Lek  
Table 8 Exchange rate Euro/Lek

Muajt	2011	2012	2013	2014	2015	Months
Janar	138.77	138.93	139.99	140.2	140.14	Jan
Kurri mes	138.77	138.93	139.99	140.20	140.14	Average rate

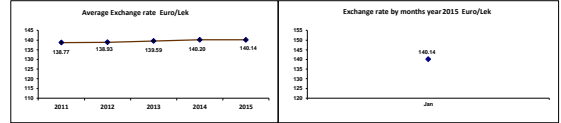


Tabela 9: Vlerat e Import-eksportit sipas viteve ne mln Lekë  
Table 9: Values of Import Export by years in mln Lek

Muaji	2011			2012			2013			2014			2015			Months
	Export	Import	Difference	Export	Import	Difference	Export	Import	Difference	Export	Import	Difference	Export	Import	Difference	
Janar	14,704	35,154	-20,360	13,430	37,055	-23,625	18,151	14,174	3,977	17,815	37,140	-19,325	17,878	15,220	2,658	
Total	14,794	35,154	-20,360	13,430	37,055	-23,625	18,151	14,174	3,977	17,815	37,140	-19,325	17,878	15,220	2,658	
Exp/Imp (%)	42			36			53			49			51			Exp/Imp (%)

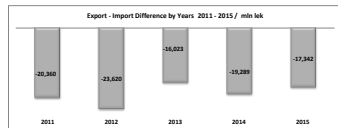




Tabela Nr 9-1 Vlerat e Import-eksportit sipas viteve në mln Euro  
Table No 9-1 Values of Import-Export like years in mln Euro

Muaji	2011			2012			2013			2014			2015			Months
	Export	Import	Difference	Export	Import	Difference	Export	Import	Difference	Export	Import	Difference	Export	Import	Difference	
Janar	106.6	253.3	- 146.7	96.7	266.7	- 170.0	130.0	244.8	- 114.8	127.3	264.9	- 137.6	127.6	251.3	- 123.8	January
<b>Totali</b>	<b>106.6</b>	<b>253.3</b>	<b>- 146.7</b>	<b>96.7</b>	<b>266.7</b>	<b>- 170.0</b>	<b>130.0</b>	<b>244.8</b>	<b>- 114.8</b>	<b>127.3</b>	<b>264.9</b>	<b>- 137.6</b>	<b>127.6</b>	<b>251.3</b>	<b>- 123.8</b>	<b>Total</b>
Exp/Im (%)	42			36			53			48			51			Exp/Im (%)

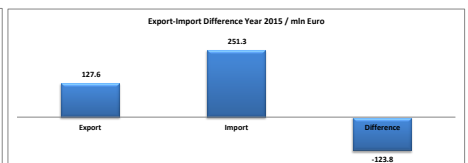
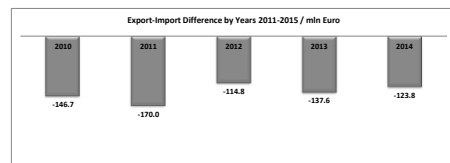
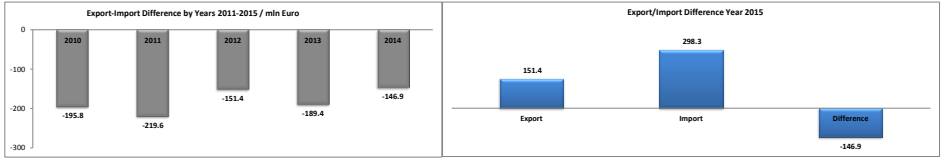


Tabela 9-2 Vlerat e Import-Exportit sipas viteve në mln USD  
Table 9-2 Values of Import-Export like years in mln USD

Në milion USD


Muaji	2011			2012			2013			2014			2015			Months
	Export	Import	Difference	Export	Import	Difference	Export	Import	Difference	Export	Import	Difference	Export	Import	Difference	
Janar	142.3	338.0	-195.8	124.9	344.6	-219.6	171.5	322.9	-151.4	175.3	364.6	-189.4	151.4	298.3	-146.9	January
<b>Totali</b>	<b>142.3</b>	<b>338.0</b>	<b>-195.8</b>	<b>124.9</b>	<b>344.6</b>	<b>-219.6</b>	<b>171.5</b>	<b>322.9</b>	<b>-151.4</b>	<b>175.3</b>	<b>364.6</b>	<b>-189.4</b>	<b>151.4</b>	<b>298.3</b>	<b>-146.9</b>	<b>Total</b>
Exp/Im (%)	42			36			53			48			51			Exp/Im (%)



**Tabela 10 Struktura e Importeve sipas vendeve BE/ Jo BE**  
**Table 10 Structure of Imports by EU / Non EU Countries**

Shtetet	2014				2015				Countries
	Volume Ton	Spc Weight %	Value mln/ leks	P Spec %	Volume Ton	Spc Weight %	Value mln/ leks	Spc Weight %	
Vendet e BE	115,649	41.7	22,191	59.8	104,528	40.0	18,870	53.6	EU countries
Vendet Jo BE	161,446	58.3	14,948	40.2	156,948	60.0	16,350	46.4	Non EU countries
<b>Totali</b>	<b>277,095</b>	<b>100.0</b>	<b>37,140</b>	<b>100.0</b>	<b>261,476</b>	<b>100.0</b>	<b>35,220</b>	<b>100.0</b>	<b>Total</b>

**Import Value EU non EU Year 2014**



**Import Value EU non EU Year 2015**
















Tabela 11 Struktura e Importeve sipas vendeve BE

Table 11 Structure of Imports by EU Countries

Shtetet BE	2014				2015				EU Countries
	Volume Ton	Spc Weight %	Value mln/ lek	Spc Weight %	Volume Ton	Spc Weight %	Value mln/ lek	Spc Weight %	
Austria	1,601	1.4	403	1.8	1,294	1.2	264	1.4	Austria
Belgjike	472	0.4	189	0.9	489	0.5	129	0.7	Belgium
Bullgaria	2,958	2.6	424	1.9	2,685	2.6	404	2.1	Bulgaria
Qipro	10	0.0	15	0.1	1	0.0	1	0.0	Cyprus
Republika Ceke	359	0.3	439	2.0	684	0.7	315	1.7	Czech Republic
Gjermania	6,705	5.8	2,011	9.1	6,162	5.9	2,159	11.4	Germany
Danimarke	130	0.1	33	0.2	54	0.1	201	1.1	Denmark
Estonia	26	0.0	1	0.0	-	-	-	-	Estonia
Spanja	4,770	4.1	401	1.8	5,543	5.3	394	2.1	Spain
Finlanda	263	0.2	36	0.2	83	0.1	35	0.2	Finland
France	1,846	1.6	2,731	12.3	964	0.9	542	2.9	France
Britania e Madhe	499	0.4	310	1.4	444	0.4	361	1.9	Great Britain
Greqi	28,925	25.0	2,807	12.7	27,061	25.9	2,705	14.3	Greece
Kroacia	2,700	2.3	235	1.1	822	0.8	156	0.8	Croatia
Hungari	1,081	0.9	198	0.9	2,594	2.5	239	1.3	Hungary
Irlande	22	0.0	59	0.3	23	0.0	133	0.7	Ireland
Itali	57,978	50.1	10,547	47.5	50,873	48.7	9,473	50.2	Italy
Lituania	43	0.0	21	0.1	91	0.1	27	0.1	Lithuania
Luksemburg	0	0.0	0	0.0	10	0.0	5	0.0	Luxembourg
Letonia	1	0.0	2	0.0	1	0.0	5	0.0	Latvia
Malta	1	0.0	12	0.1	0	0.0	2	0.0	Malta
Hollande	2,586	2.2	370	1.7	1,478	0.7	263	1.4	Netherlands
Polonia	475	0.4	306	1.4	687	0.1	437	2.3	Poland
Portugali	146	0.1	23	0.1	117	0.3	28	0.2	Portugal
Rumania	1,248	1.1	205	0.9	1,605	0.3	297	1.6	Romania
Suedia	257	0.2	49	0.2	302	0.3	136	0.7	Sweden
Slovenia	405	0.4	185	0.8	304	0.3	93	0.5	Slovenia
Slovakia	141	0.1	178	0.8	159	0.2	63	0.3	Slovakia
<b>Totali BE</b>	<b>115,649</b>	<b>100.0</b>	<b>22,191</b>	<b>100.0</b>	<b>104,528</b>	<b>100.0</b>	<b>18,870</b>	<b>100.0</b>	<b>EU Total</b>

Shënim: Të dhënat për Kroacinë për periudhën 2013 i referohen nga Korrik 2013 e në vazhdim, kohë kur Kroacia listohet në vendet BE



Table 12 Structure of Exports by Sector and Country  
Table 13 Structure of Imports by Sector and Country

Sector	2014				2015				Countries
	Volume Mill.	Share %	Value Mill. \$	Exp. Weight %	Volume Mill.	Share %	Value Mill. \$	Exp. Weight %	
Minerals & Metals	174,476	48.4	15,245	84.3	152,236	33.1	12,817	73.4	53 countries
Manufactures	178,760	48.6	2,200	8.8	296,611	64.9	12,000	67.8	104 countries
Total	353,236	100.0	17,445	100.0	448,847	100.0	24,817	100.0	157 countries

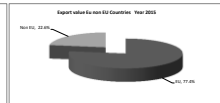
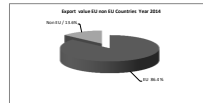


Tabela 13 Struktura e Eksporteve sipas vendeve BE

Table 13 Structure of Exports by EU Countries

Shtetet BE	2014				2015				EU Countries
	Volume Ton	Spc Weight %	Value mln/ lek	Spc Weight %	Volume Ton	Spc Weight %	Value mln/ lek	Spc Weight %	
Austria	897	0.7	137	0.9	762	0.8	475	3.4	Austria
Belgjike	9	0.0	16	0.1	46	0.0	14	0.1	Belgium
Bullgaria	864	0.7	272	1.8	1,065	1.2	239	1.7	Bulgaria
Qipro	-	-	-	-	0	0.0	0	0.0	Cyprus
Republika Ceke	38	0.0	45	0.3	130	0.1	50	0.4	Czech Republic
Gjermania	774	0.6	509	3.3	1,094	1.2	748	5.4	Germany
Danimarke	53	0.0	12	0.1	38	0.0	33	0.2	Denmark
Estonia	-	-	-	-	-	-	-	-	Estonia
Spanja	20,184	16.0	1,253	8.1	42,367	45.9	1,411	10.2	Spain
Finlanda	2	0.0	4	0.0	0	0.0	0	0.0	Finland
France	3,204	2.5	274	1.8	515	0.6	251	1.8	France
Britania e Madhe	54	0.0	18	0.1	206	0.2	45	0.3	Great Britain
Greqi	9,542	7.5	592	3.8	9,395	10.2	572	4.1	Greece
Kroacia	100	0.1	23	0.1	41	0.0	29	0.2	Croatia
Hungari	43	0.0	12	0.1	30	0.0	79	0.6	Hungary
Irlande	-	-	-	-	0	0.0	3	0.0	Ireland
Itali	86,045	68.0	11,759	76.2	35,272	38.2	9,596	69.3	Italy
Lituania	-	-	-	-	-	-	-	-	Lithuania
Luksemburg	0	0.0	50	0.3	3	0.0	2	0.0	Luxembourg
Letonia	16	0.0	3	0.0	-	-	-	-	Latvia
Malta	6	0.0	2	0.0	4	0.0	1	0.0	Malta
Hollande	4,343	3.4	291	1.9	866	0.9	204	1.5	Netherland
Polonia	66	0.1	39	0.3	57	0.1	12	0.1	Poland
Portugali	-	-	-	-	-	-	-	-	Portugal
Romania	124	0.1	66	0.4	235	0.3	53	0.4	Romania
Suedia	8	0.0	13	0.1	3	0.0	6	0.0	Sweden
Slovenia	67	0.1	9	0.1	79	0.1	10	0.1	Slovenia
Slovakia	36	0.0	27	0.2	17	0.0	4	0.0	Slovakia
<b>Totali BE</b>	<b>126,476</b>	<b>100.0</b>	<b>15,425</b>	<b>100.0</b>	<b>92,226</b>	<b>100.0</b>	<b>13,837</b>	<b>100.0</b>	<b>EU Total</b>

Shënim: Të dhënat për Kroacinë për periudhën 2013 i referohen nga Korrik 2013 e në vazhdim , kohë kur Kroacia listohet në vendet BE















Table 14. Merit's importers class result by origin  
 Table 14. Value of imports by country of origin

Estate	2011		2012		2013		2014		2015		Countries
	Value mUSD	Share %	Value mUSD	Share %	Value mUSD	Share %	Value mUSD	Share %	Value mUSD	Share %	
India	12,131	20.4	9,117	21.4	10,213	14.1	23,547	38.4	9,471	20.1	India
China	2,491	7.1	2,119	5.4	2,429	7.7	2,411	6.6	3,549	10.1	China
Turkey	1,495	4.7	1,261	3.1	1,286	3.5	1,428	4.5	1,203	6.1	Turkey
Greece	4,446	12.6	4,375	12.1	3,588	10.5	2,807	7.6	2,705	7.7	Greece
Germany	1,236	4.5	2,200	6.1	1,600	4.9	1,011	3.4	1,103	6.1	Germany
Serbia	1,130	4.4	4,111	11.6	1,205	3.5	1,335	3.4	1,841	5.2	Serbia
Italy	312	0.9	610	1.7	205	0.6	1,543	4.2	1,174	3.1	Italy
Russia	1,474	4.2	484	1.3	625	1.8	802	2.3	1,007	3.0	Russia
USA	490	1.4	844	2.3	700	2.1	1,000	3.7	843	2.4	USA
Others	10,811	30.8	10,211	28.7	4,426	12.8	11,212	32.8	9,721	22.2	Others
<b>Total</b>	<b>59,434</b>	<b>100.0</b>	<b>42,065</b>	<b>100</b>	<b>71,475</b>	<b>100</b>	<b>61,048</b>	<b>100.0</b>	<b>48,200</b>	<b>100.0</b>	<b>Total</b>

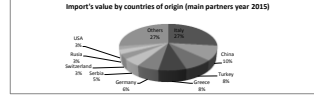


Table 1. Summary of the number of species in each genus and the number of species in each genus.

Genus	Number of species	Percentage of total species
Genus 1	10	10.0%
Genus 2	20	20.0%
Genus 3	30	30.0%
Genus 4	40	40.0%
Genus 5	50	50.0%
Genus 6	60	60.0%
Genus 7	70	70.0%
Genus 8	80	80.0%
Genus 9	90	90.0%
Genus 10	100	100.0%

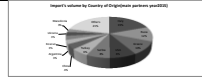


Table 10. Value of Exports by country of destination

Country	2012		2013		2014		Growth
	Value	% of total	Value	% of total	Value	% of total	
USA	1,127	41.5	1,102	40.8	1,108	40.9	0.4
Canada	133	4.9	145	5.3	145	5.3	0.0
France	200	7.4	201	7.4	202	7.4	0.0
Germany	105	3.8	105	3.8	105	3.8	0.0
Italy	100	3.6	100	3.6	100	3.6	0.0
Japan	1,100	4.0	1,100	4.0	1,100	4.0	0.0
UK	100	3.6	100	3.6	100	3.6	0.0
Spain	100	3.6	100	3.6	100	3.6	0.0
China	100	3.6	100	3.6	100	3.6	0.0
India	100	3.6	100	3.6	100	3.6	0.0
South Korea	100	3.6	100	3.6	100	3.6	0.0
Others	100	3.6	100	3.6	100	3.6	0.0
<b>Total</b>	<b>2,715</b>	<b>100.0</b>	<b>2,715</b>	<b>100.0</b>	<b>2,715</b>	<b>100.0</b>	<b>0.0</b>

Value of Export by country of destination Year: 2014



Table 27 Values of Export type goods by destination

Market	2011			2012			2013			Country
	Volume	kg Weight	Value	Volume	kg Weight	Value	Volume	kg Weight	Value	
Japan	15,021	1.6	31.1	15,132	1.7	31.2	15,132	1.7	31.2	Japan
Taiwan	12,000	1.1	25.0	11,800	1.1	24,700	11,800	1.1	24,700	Taiwan
USA	10,075	12.4	26,720	10,410	12.4	27,200	10,410	12.4	27,200	USA
Germany	7,000	0.6	14,000	7,000	0.6	14,000	7,000	0.6	14,000	Germany
Russia	10,000	0.4	10,000	10,000	0.4	10,000	10,000	0.4	10,000	Russia
France	10,000	0.4	10,000	10,000	0.4	10,000	10,000	0.4	10,000	France
Spain	10,000	0.4	10,000	10,000	0.4	10,000	10,000	0.4	10,000	Spain
Italy	10,000	0.4	10,000	10,000	0.4	10,000	10,000	0.4	10,000	Italy
UK	10,000	0.4	10,000	10,000	0.4	10,000	10,000	0.4	10,000	UK
China	10,000	0.4	10,000	10,000	0.4	10,000	10,000	0.4	10,000	China
Others	10,000	0.4	10,000	10,000	0.4	10,000	10,000	0.4	10,000	Others
<b>Total</b>	<b>100,000</b>	<b>100</b>	<b>100,000</b>	<b>100,000</b>	<b>100</b>	<b>100,000</b>	<b>100,000</b>	<b>100</b>	<b>100,000</b>	<b>Total</b>













Tabela 20 Vlera e Exporteve sipas kapitujve te S H  
Table 20 Value of Exports by H S Chapters

Në milion lekë

Kapitujt	Pershkrimi	Years					Description
		2011	2012	2013	2014	2015	
01	Kafshe te gjalla	7	4	12			LIVE ANIMALS
02	Mish dhe te brendshme te ngrenshme te kafsheve	6	63	7			MEAT AND EDIBLE MEAT OFFAL
03	Peshk, krustace, mollusqe dhe jovvertebrore te tjere ujore	57	99	71		156	FISH AND CRUSTACEANS, MOLLUSCS AND OTHER AQUATIC INVERTEB
04	Bulmet, vezet e zogjve, mjalti natyral, produktet e ngrenshme me	14	40	21	1		DAIRY PRODUCE; BIRDS' EGGS; NATURAL HONEY; EDIBLE PRODUCTS O
05	Produkte me origjine shtazore te paspecifikuara apo te	75	35	35	37	19	PRODUCTS OF ANIMAL ORIGIN, NOT ELSEWHERE SPECIFIED OR INCLU
06	Peme dhe bime te tjera te gjalla; bulbet, rrenjet dhe te ngjashmet	12	4	8	6	5	LIVE TREES AND OTHER PLANTS; BULBS, ROOTS AND THE LIKE; CUT FL
07	Zaravatet dhe rrenjet dhe tuberet e ngrenshme	26	16	25	72	78	EDIBLE VEGETABLES AND CERTAIN ROOTS AND TUBERS
08	Frutat dhe arrat e ngrenshme; lekuret e agrumeve, shalqinjve dhe	1	2	13	16	24	EDIBLE FRUIT AND NUTS; PEEL OF CITRUS FRUIT OR MELONS
09	Kafe, caj, mate dhe erza	14	12	7	4	13	COFFEE, TEA, MATÉ AND SPICES
10	Drithrat	1		1		0	CEREALS
11	Produkte te industrise se bojës, malti; niseshteja; inulina; gluteni		14		0		PRODUCTS OF THE MILLING INDUSTRY; MALT; STARCHES; INULIN; WH
12	Farera vajore dhe fruta ologeozene (vajore); perzierje kokrrash,	255	220	256	380	298	OIL SEEDS AND OLEAGINOUS FRUITS; MISCELLANEOUS GRAINS, SEEDS
13	Llaqet; gomat, rezinat dhe ekstrakte te tjera vegjetale		17	1	2	0	LAC; GUMS, RESINS AND OTHER VEGETABLE SAPS AND EXTRACTS
14	Materiale vegjetale qe perdoren per thurje, produkte bimore te				1	1	VEGETABLE PLAITING MATERIALS; VEGETABLE PRODUCTS NOT ELSEW
15	Dhjamra dhe vajra shtazore ose vegjetale dhe produktet e	6	13	27	15	1	ANIMAL OR VEGETABLE FATS AND OILS AND THEIR CLEAVAGE PRODU
16	Pergatitje te mishit, peshkut dhe krustaceve, mollusqeve dhe	182	246	208	208	348	PREPARATIONS OF MEAT, OF FISH OR OF CRUSTACEANS, MOLLUSCS O
17	Sheqernat dhe prodhimet prej sheqeri	1	2	0	2	2	SUGARS AND SUGAR CONFECTIONERY
18	Kakao dhe pergatitje prej saj	3		0	2	1	COCOA AND COCOA PREPARATIONS
19	Pergatitje prej drithrave, miellit, niseshtese ose qumeshtit;	8	13	30	48	66	PREPARATIONS OF CEREALS, FLOUR, STARCH OR MILK; PASTRYCOOKS
20	Pergatitje prej zaravatësh, frutash, arrash dhe pjeseve te tjera te	30	38	35	55	56	PREPARATIONS OF VEGETABLES, FRUIT, NUTS OR OTHER PARTS OF PL
21	Pergatitje te ndryshme te ngrenshme	0	0	8	16	2	MISCELLANEOUS EDIBLE PREPARATIONS
22	Pijet, alkoolet dhe uthullat	14	13	53	41	29	BEVERAGES, SPIRITS AND WINEGAR
23	Mbetjet dhe hedhurinat nga industria ushqimore; ushqim i					1	RESIDUES AND WASTE FROM THE FOOD INDUSTRIES; PREPARED ANIM
24	Duhani dhe zevendesues te fabrikuar te duhanit	9	33	29		15	TOBACCO AND MANUFACTURED TOBACCO SUBSTITUTES
25	Kripe; sulfur; dhe gure; gelqere dhe cemento	438	149	233	366	511	SALT; SULPHUR; EARTHS AND STONE; PLASTERING MATERIALS, LIME A
26	Minerale, skorje dhe hi	1,459	699	1,377	886	702	ORES, SLAG AND ASH
27	Lende te djegshme minerale, vajra minerale dhe produkte te	2,256	3,084	5,871	4,899	2,433	MINERAL FUELS, MINERAL OILS AND PRODUCTS OF THEIR DISTILLATI
28	Kimikate inorganike; komponime organike ose inorganike te	2	3	1	4	54	INORGANIC CHEMICALS; ORGANIC OR INORGANIC COMPOUNDS OF P
29	Kimikate organike	0		5	0	5	ORGANIC CHEMICALS
30	Produkte farmaceutike	26	23	5	15	22	PHARMACEUTICAL PRODUCTS
31	Pleheruesit	3	1				FERTILISERS
32	Ekstraktet ngjyrosese dhe tanike; taninet dhe derivatet e tyre;	6	12	23	15	15	TANNING OR DYEING EXTRACTS; TANNINS AND THEIR DERIVATIVES; D
33	Esencat vajore dhe rezinoidet; pergatitje e parfumerise,	17	8	5	3	4	ESSENTIAL OILS AND RESINOIDS; PERFUMERY, COSMETIC OR TOILET P
34	Sapunet, agjentet me veprim te siperfaqshem, preparatet larese,			3	9	2	SOAP, ORGANIC SURFACE-ACTIVE AGENTS, WASHING PREPARATIONS
35	Substanca albuminoze; amidon te modifikuar; ngjites; enzimat		0		0	0	ALBUMINOID SUBSTANCES; MODIFIED STARCHES; GLUES; ENZYMES
36	Eksplozivitet; prodhimet piroteknike, shkrepset, lidhjet piroforike,		3	16		17	EXPLOSIVES; PYROTECHNIC PRODUCTS; MATCHES; PYROPHORIC ALLO
37	Produktet fotografike ose kinematografike						PHOTOGRAPHIC OR CINEMATOGRAPHIC GOODS
38	Produkte te ndryshme kimike		2	11	23	13	MISCELLANEOUS CHEMICAL PRODUCTS
39	Plastikat dhe prodhimet prej plastike	65	58	77	94	91	PLASTICS AND ARTICLES THEREOF
40	Goma dhe artikuj prej saj	32	10	22	16	23	RUBBER AND ARTICLES THEREOF
41	Lekure te perpunuara ose jo (ndryshe nga ato te pelicerise,	202	168	202	168	141	RAW HIDES AND SKINS (OTHER THAN FURSKINS) AND LEATHER
42	Artikuj prej lekure; objekte te shalimit dhe te kalerimit; mallra	21	13	23	14	27	ARTICLES OF LEATHER; SADDLERY AND HARNESS; TRAVEL GOODS, HA
43	Gezofet dhe gezofet artificiale; artikuj prej tyre		1	1		1	FURSKINS AND ARTIFICIAL FUR; MANUFACTURES THEREOF
44	Druri dhe artikuj prej druri; qymyr druri	149	145	133	138	192	WOOD AND ARTICLES OF WOOD; WOOD CHARCOAL
45	Tapa dhe artikujt prej tape			0			CORK AND ARTICLES OF CORK
46	Punimet e kashtes, kallamave, xunkthit			0		0	MANUFACTURES OF STRAW, OF ESPARTO OR OF OTHER PLAITING MA
47	Pulp druri dhe lende te tjera celulozike fibroze; mbetje ose kthime	1			7	5	PULP OF WOOD OR OF OTHER FIBROUS CELLULOSIC MATERIAL; RECO
48	Leter dhe karton; artikuj prej pulpit te letres, letres ose kartonit	178	142	323	502	448	PAPER AND PAPERBOARD; ARTICLES OF PAPER PULP, OF PAPER OR O
49	Librat, gazetat, revistat, pikturat dhe produkte te tjera te	83	81	42	93	7	PRINTED BOOKS, NEWSPAPERS, PICTURES AND OTHER PRODUCTS OF
50	Mendafshi	3					SILK
51	Leshi, qimet e kafsheve, qofte te buta apo te ashpra, qime kali	1			1	1	WOOL, FINE OR COARSE ANIMAL HAIR; HORSEHAIR YARN AND WOVE
52	Pambuku	1	3	0	0	16	COTTON
53	Fibra te tjera tekstile vegjetale; fill prej letre dhe pelhura te						OTHER VEGETABLE TEXTILE FIBRES; PAPER YARN AND WOVEN FABRIC
54	Filamentet artificiale	0	0	0	0	1	MAN-MADE FILAMENTS; STRIP AND THE LIKE OF MAN-MADE TEXTILE
55	Fibrat themelore te bera nga njerezit	1	0	2		8	MAN-MADE STAPLE FIBRES
56	Mbushjet, shajaku dhe pelhura te paendura; fije speciale,	8	0	0	1	0	WADDING, FELT AND NONWOVENS; SPECIAL YARNS; TWINE, CORDAG
57	Qilimat dhe mbuleset e tjere tekstile te dyshemese	1	0	0	1	1	CARPETS AND OTHER TEXTILE FLOOR COVERINGS
58	Pelhurat speciale te endura, pelhurat tekstile me xhufka;	0	1	0	0	0	SPECIAL WOVEN FABRICS; TUFTED TEXTILE FABRICS; LACE; TAPESTRIE
59	Pelhurat tekstile te ngopura, te veshura, te mbuluara apo	0	0	7	0	0	IMPREGNATED, COATED, COVERED OR LAMINATED TEXTILE FABRICS;
60	Pelhura te endura me nje apo shume fije	0	9	1	0	1	KNITTED OR CROCHETED FABRICS
61	Artikuj te veshjes dhe plotesues te tyre, te thurura	966	875	916	1,211	1,285	ARTICLES OF APPAREL AND CLOTHING ACCESSORIES, KNITTED OR CRO
62	Artikuj te veshjes dhe plotesues te tyre, te endura	1,648	1,675	1,689	1,734	2,129	ARTICLES OF APPAREL AND CLOTHING ACCESSORIES, NOT KNITTED O
63	Artikuj te tjere tekstile te gatshem; grupet e artikujve tekstile;	62	51	76	92	135	OTHER MADE-UP TEXTILE ARTICLES; SETS; WORN CLOTHING AND WO
64	Veshjet e kembeve, gjynjaket dhe te ngjashme me to, pjeset e	2,447	2,214	2,790	3,370	3,757	FOOTWEAR, GAITERS AND THE LIKE; PARTS OF SUCH ARTICLES
65	Veshje te kokes dhe pjeset e tyre		0		19	43	HEADGEAR AND PARTS THEREOF
66	Cadrat, cadrat e diellit, bastunet, kamzhiqet, dhe pjeset e tyre						UMBRELLAS, SUN UMBRELLAS, WALKING STICKS, SEAT-STICKS, WHIPS
67	Pendet dhe puplat e pergatitura dhe artikujt prej tyre; lulet						PREPARED FEATHERS AND DOWN AND ARTICLES MADE OF FEATHERS
68	Artikujt prej guri, alcie, cimentoje, asbesti, mike dhe materiale te	12	9	26	19	16	ARTICLES OF STONE, PLASTER, CEMENT, ASBESTOS, MICA OR SIMILAR
69	Produkte qeramike	21	26	32	18	21	CERAMIC PRODUCTS
70	Qelqi dhe qelqurinat	32	28	36	20	15	GLASS AND GLASSWARE
71	Perlat natyrale dhe te kultivuara, gure te cmuar dhe gjysem te	39	21	42	26	29	NATURAL OR CULTURED PEARLS, PRECIOUS OR SEMI-PRECIOUS STON
72	Hekuri dhe celiku	2,068	1,113	1,356	1,036	1,876	IRON AND STEEL
73	Artikuj prej hekurit dhe celikut	37	79	36	54	168	ARTICLES OF IRON OR STEEL
74	Bakri dhe artikujt prej tij	334	303	336	360	145	COPPER AND ARTICLES THEREOF
75	Nikeli dhe artikujt prej tij		4				NICKEL AND ARTICLES THEREOF
76	Alumini dhe artikujt prej tij	238	169	276	223	368	ALUMINIUM AND ARTICLES THEREOF
77	Plumbi dhe artikujt prej tij	40	17	40	36	51	LEAD AND ARTICLES THEREOF
78	Zinku dhe artikujt prej tij		4	3	3	9	ZINC AND ARTICLES THEREOF
79	Kallaji dhe artikujt prej tij						TIN AND ARTICLES THEREOF
80	Metale te tjere baze; metaloqeramikat (lidhjet e forta); artikuj						OTHER BASE METALS; CERAMETS; ARTICLES THEREOF
81	Instrumentet pererese dhe veglat e punes, thikat, luget, pirunjete	1	0	8	1	44	TOOLS, IMPLEMENTS, CUTLERY, SPOONS AND FORKS, OF BASE METAL
82	Artikuj te ndryshem me metale baze	368	368	418	520	482	MISCELLANEOUS ARTICLES OF BASE METAL
83	Reaktoret berthamore, ngrohosat e ujit, makineri dhe pajisje	150	115	117	116	183	NUCLEAR REACTORS, BOILERS, MACHINERY AND MECHANICAL APPLIA
84	Makina elektrike, pajisje makinash elektrike dhe pjeset e tyre;	374	493	422	394	818	ELECTRICAL MACHINERY AND EQUIPMENT AND PARTS THEREOF; SOU
85	Lokomotivat, vagonet hekurudhore; materiale per hekurudhat,	17					RAILWAY OR TRAMWAY LOCOMOTIVES, ROLLING STOCK AND PARTS
86	Mjete transporti te ndryshme nga ato hekurudhore dhe pjeset e	21	116	14	41	117	VEHICLES OTHER THAN RAILWAY OR TRAMWAY ROLLING STOCK, AND
87	Aeroplanet, anijet kozmike, dhe pjeset e tyre	23	15	16			AIRCRAFT, SPACECRAFT, AND PARTS THEREOF
88	Anijet, barkat dhe struktura lundrimi	33		4	17		SHIPS, BOATS AND FLOATING STRUCTURES
89	Instrumenta dhe aparature optike, fotografike, kinematografike,	0	0	68	31	36	OPTICAL, PHOTOGRAPHIC, CINEMATOGRAPHIC, MEASURING, CHECKI
90	Oret e te gjitha llojeve dhe pjeset e tyre				7		CLOCKS AND WATCHES AND PARTS THEREOF
91	Instrumentet muzikore; pjeset dhe aksesoret per keta artikuj			0			MUSICAL INSTRUMENTS; PARTS AND ACCESSORIES OF SUCH ARTICLES
92	Armet dhe municionet; pjeset dhe aksesoret te tyre	9	35	3		8	ARMS AND AMMUNITION; PARTS AND ACCESSORIES THEREOF
93	Orendi; orendi mjeksore ose kirurgjikale; shtrere, dyshekete,	106	122	124	121	132	FURNITURE; BEDDING, MATTRESSES, MATTRESS SUPPORTS, CUSHION
94	Lodrat, pajisjet per lojra dhe sport; pjeset dhe aksesoret te tyre	51	65	62	54	92	TOYS, GAMES AND SPORTS REQUISITES; PARTS AND ACCESSORIES TH
95	Artikuj te ndryshem te prodhuar	5	3	6	20	62	MISCELLANEOUS MANUFACTURED ARTICLES
96	Veprat e artit, pjeset koleksionesh dhe antikate	1			0	0	WORKS OF ART, COLLECTORS' PIECES AND ANTIQUES
97	Dispozita per klasifikime te vecanta			0	0	2	PROVISIONS FOR SPECIAL CLASSIFICATIONS
	<b>Totali</b>	<b>14,794</b>	<b>13,436</b>	<b>18,151</b>	<b>17,851</b>	<b>17,878</b>	







Tabela Nr 22 Përshkrimet e seksioneve të S H

Table No 22 Descriptions of H S Sections

Sections	Description	Chapters
I	Kafshet e gjalla produktet me origjine prej kafsheve	1-5.
II	Produktet vegjetale	6-14.
III	Vajra dhe dhjamra kafshore apo vegjetale etj	15
IV	Ushqime te pergatitura , pijet , uthullat,duhanet etj	16-24.
V	Produktet minerale	25-27.
VI	Produktet e industrise kimike dhe te industrise te lidhjeve	28-38.
VII	Plastikat dhe artikujt prej tyre gomat dhe artikujt prej saj	39-40.
VIII	Lekurat ,gezofet mallrat e udhetimit,cantat etj	41-43.
IX	Druri dhe artikujt prej tij qymyri, prodhimet e kashtes xunkth etj	44-46.
X	Brumi i drurit letra kartoni etj	47-49.
XI	Tekstilet dhe artikujt prej tyre	50-63.
XII	Veshjet e kembeve,kokes,cadrat,bastunet puplat,lulet artificialeetj	64-67.
XIII	Artikuj guri ,allcie.cimentoje,asbesti,qelqi,prodhimet e tij	68-70.
XIV	Perlat natyrale apo te kultivuara , guret e cmuar , gjysem te cmuar ,metalet e cmuar ,monedha etj	71
XV	Metalet baze dhe artikujt prej metaleve baze	72-83.
XVI	Makineri dhe pajisje mekanike,elektrike,regjistruesit dhe riprodhuesit e tingujve ,imazhit televiziv etj	84-85.
XVII	Mjetet e transportit,avionet,anijet, pajisjet e tyre	86-89.
XVIII	Instrumentat dhe aparatet optike,fotografike, kinematografike,mjekesore, instrumentat muzikore etj	90-92.
XIX	Armet dhe municionet ,pjeset dhe plotesuesit etj	93
XX	Artikujt e ndryshem te prodhuar	94-96.
XXI	Veprat e artit ,koleksionet ,antikat	97-98.









Tabela 23 Importi Total sipas Procedurave

Table 23 Total Import by Procedure

Procedures	Description	2014		2015		Description
		Volume/Ton	Value/mln lek	Volume/Ton	Value/mln lek	
4000	Import per konsum direkt pa procedure te meparshme	204,384	24,241	183,998	23,428	definitive import without previous procedure
4041	Import per konsum pas RPA me rimbursim	4,228	119	2,311	106	import after inward processing with drawback
4051	Import per konsum pas RPA me pezullim	132	5	241	17	import after inward processing with suspension
4053	Import per konsum pas RLP me perjashtim te plote	0	0	1	1	import after temporary importation with total exemption
4055	Import per konsum pas RLP me perjashtim te pjesshem	189	28	11	3	import after temporary importation with partial exemption
4056	Import per konsum pas ekspozitave ose panairove					import after exhibitions or fairs
4071	Import per konsum pas magazinimit doganor	12,751	1,277	10,433	1,222	import after customs warehousing regime
4078	Import per konsum pas vendosjes ne zone ose magazine te lire	28,539	2,913	22,984	1,693	import after free warehousing or free zones
4091	Import per konsum pas perpunimit nen kontrollin doganor					import after processing under customs control
4100	Import per konsum per RPA me rimbursim	10,956	492	23,878	849	import after inward processing with drawback
4141	Transferim I mallrave ne RPA me rimbursim ne nje regjim tjetër RPA	2,316	62	3,320	105	transferal of goods from an inward processing with drawback to an other inward processing
4151	Transferim I mallrave nga RPA me pezullim ne nje tjetër RPA me rimbursim					transferal of goods from an suspension RPA to an other RPAwith drawback
4171	Import per RPA me rimbursim pas magazinimit doganor					import for inward processing with drawback after customs warehousing
4178	Import per RPA me rimbursim pas zones ose magazines se lire	100	11	95	7	import for inward processing with drawback after free area or free warehouse
4200	Import per konsum i mallrave te perjashtuara pa procedure te meparshme	2,027	776	707	446	import of exempted goods without previous procedure
4253	Import per konsum me perjashtim nga taksat per RLP	2	47	1	33	import of exempted goods after temporary importation
4255	Hedhje per konsum me perjashtim pas RLP me perjashtim te pjesshem					consumption relise except after temporary admission regime with partial suspension
4256	Import per konsum me perjashtim nga taksat pas ekspozitave ose panairove					import of exempted goods after exhibits/fairs
4271	Import per konsum i mallrave te perjashtuara pas magazines doganore	2	5	3	9	import of exempted goods after customs warehousing
4278	Import per konsum i mallrave te perjashtuara pas magazines se lire	6,385	690	75	9	import of exempted goods after free warehouse
4700	Qarkullim i lire me akcise te pezulluar	1,051	268	931	345	free flow with akcise suspended
4778	Qarkullim i lire me akcise te pezulluar pas magazines se lire	1,824	180	1,693	122	free flow with akcise suspended after free warehouse
4900	Import paraparak mallrave PP, Shkembim standart i garantuar					import of outward processing, standart exchange
5100	Import i perkohshem per RPA me pezullim	8,817	6,204	9,780	6,559	temporary importation for inward processing, suspension
5151	Transferim I mallrave apo produkteve kompesuese nga RPA tek nje tjetër	916	426	762	326	transferal of goods among two inward processing regims
5171	Import per RPA pas magazinimit doganor	1	2			temporary importation for inward processing, after customs warehousing
5178	Futja e mallrave me RPA me pezullim nga magazina e lire			5,928	465	Introducing of suspension RPA goods from free warehouse
5300	Import i perkohshem per RLP me perjashtim te plote	1,054	282	945	210	temporary importation with total exemption
5353	Transferim I RLP me perjashtim te plote nga nje mbajtes tek nje tjetër			3	0	transfer of temporary admission regime with total exemption from a carrier to another
5356	Import perkohshem me perjashtim te plote pas ekspozitave ose panairove					temporary importation with total exemption after exhibitions or fairs
5371	Import i perkohshem perjashtim i plote pas magazinimit doganor					temporary importation with total exemption after customs warehousing
5500	Import i perkohshem per RLP me perjashtim te pjesshem	513	332	851	434	temporary importation with partial exemption
5553	RLP me perjashtim te pjesshem pas RLP me perjashtim te plote	104	5	0	0	RLP with partial exception after of RLP with full exception
5555	Transferim nga mbajtesi tek persona te tjere I RLP me perjashtim te pjesshem					transfer from the holder to other people's RLP partial suspension
5571	Import per RLP me perjashtim te pjesshem pas magazines doganore	2	3	1	1	import for RLP partial suspension after customs warehouse
5600	Import i perkohshem per ekspozita pa procedure te meparshme			8	21	temporary importation for exhibitions or fairs without previous procedure
6121	Ri-Importim i mallrave ne RPP	44	4	41	3	re importation under outward processing
6221	Operacione perpunimi ne vend te huaj	2	1			processing operations in a foreign country
6323	Ri-Importim i mallrave te rikthyera pa ndryshime	43	4	92	19	re importation of the returned goods without changes
6525	Ri-Importim i mallrave te eksportuar per riparime	26	17	13	7	re importation of the repaired goods
6571	Riimportim nga eksporti per riparime pas magazinimit doganor					re-importation from export for repairs after customs warehousing
6910	Rikthim I mallrave te eksportuara definitivisht	23	1	103	7	re importation of exported goods (ex 1)
9300	Asgjesimi I mallrave nen kontroll doganor			813	19	destruction of goods under processing under customs control regime
9341	Shkatërrim I mallrave pas RPA me rimbursim	46	0			destruction of goods after inward processing / drawback
9351	Shkatërrim i mallrave qe kane qene ne RPA pezullim	340	1	637	7	destruction of goods after inward processing / suspension
9353	Shkatërrim I mallrave pas RLP me perjashtim te plote	14	0			destruction of goods after temporary admission with exemption
9355	Shkatërrim I mallrave pas RLP me perjashtim te pjesshem					destruction of goods after temporary admission with partial exemption
9371	Shkatërimi i mallrave qe qene ne magazinim doganor					destruction of goods after customs warehousing
9778	Diferenca ne matje ne magazine te lire	13	0	56	2	the difference in measurements in a free warehouse
9941	Firo natyrore ose teknike e mallrave qe kane qene ne RPA perjashtim	67	0			natural or technical losses of inward processing / exemption
9951	Firo natyrore ose teknike e mallrave qe kane qene ne RPA pezullim	1,157	0	493	0	natural or technical losses of inward processing / suspension
9978	Firo natyrore ose teknike e mallrave qe kane qene ne Mag te Lire					natural or technical losses of goods in free warehousing
<b>Totali</b>		<b>288,067</b>	<b>38,396</b>	<b>271,212</b>	<b>36,475</b>	

Tabela Nr 24 Eksporti Total sipas Procedurës  
Table No 24 Total Export by Procedure

Procedura	Përshkrimi	2014		2015		Description
		Volume/Ton	Value/mil. lek	Volume/Ton	Value/m	
1000	Eksport definitiv direkt	251,302	8,999	264,217	6,137	definitive export
1021	Eksport definitiv pas eksportit të përkohshëm					definitive export after temporary export
1023	Eksport definitiv pas eksportit të përkohshëm për lëvizje pa ndryshime					definitive export after temporary exportation for return without changes
1025	Eksport definitiv pas eksportit të përkohshëm për riparime			0	0	definitive export after temporary exportation for repair
1051	Eksport pas RPA me parullim					export after inward processing suspension
1053	Eksport pas RLP me përjashtim të plotë					definitive export after temporary importation with total exemption
1055	Eksport pas RLP me përjashtim të pjesshëm					definitive export after temporary importation with partial exemption
1072	Eksport i mallrave shpërndarë në kane qerme në MagDag	0	0	0	0	definitive export of albanian goods after customs warehousing
2100	Eksport i përkohshëm për RPP direkt pa procedurë të mëparshme	41	9	51	9	temporary exportation for outward processing, without previous procedure
2151	Eksport i përkohshëm për rregjim të jashtëm të pajisjeve	1	2	1	1	temporary exportation for outward processing
2300	Eksport i përkohshëm për lëvizje pa ndryshime pa procedurë të mëparshme	121	14	94	18	temporary exportation for return without changes without previous procedure
2500	Eksport i përkohshëm i mallrave shpërndarë për riparime	60	47	71	88	temporary exportation of albanian goods for repair
2533	Eksport i përkohshëm për riparime i mallrave që janë në RLP			1	1	temporary exportation for repair of the goods under temporary importation
2555	Eksport i përkohshëm për riparime i mallrave që janë në RLP përjashtim i pjesshëm			1	2	temporary exportation for repair of the goods under temporary importation partial exemption
2571	Eksport për riparime i mallrave që rëndohen në regjimin doganor					temporary exportation of goods under customs warehousing regime
3100	Kthim në origjinë pa procedurë të mëparshme	21	7	2	12	return to origin country without previous procedure
3140	Reksportim pas importimit për konsum të brendshëm	100	7	141	122	re-export after definitive import
3141	Ri-eksportim pas RPA me rimbursim	1,124	216	20,548	1,282	re-export after inward processing with drawback
3151	Ri-eksportim pas RPA me parullim	8,655	8,613	11,596	10,315	re-export after inward processing with suspension
3153	Ri-eksportim pas importimit me RLP me përjashtim të plotë	1,546	619	1,180	195	re-export after temporary importation with total exemption
3155	Ri-eksportim pas RLP me përjashtim të pjesshëm	475	193	590	512	re-export after temporary importation with partial exemption
3156	Ri-eksportim pas eksportimit ose panarësive	1	1	24	7	re-export after embolisms or fairs
3171	Ri-eksportim pas hyrjes në MagDag i mallrave që shpërndarë	1,403	215	1,602	483	re-exportation of non albanian goods under customs warehousing regime
3178	Ri-eksportim pas vendosjes në magazina ose zona të lira	20,059	1,027	81,529	2,340	re-exportation after customs warehousing of free zones
<b>Total</b>		<b>284,910</b>	<b>20,970</b>	<b>381,748</b>	<b>22,156</b>	

Tabella 25 Marrëveshjet e Tregtisë së Lirë - Import  
 Table 25 Free Trade Agreements Import

Grupimet	2014				Shtetet	2015			
	MTE Volumi/Ton	MTE Vlerë/tonë Lëk	Total Volumi/Ton	Total Vlerë/tonë Lëk		FTA Volumi/Ton	FTA Vlerë/tonë Lëk	Total Volumi/Ton	Total Vlerë/tonë Lëk
BE	72,094	5,790	116,649	22,581	EU	68,796	10,104	104,521	18,870
CEFTA	32,112	1,431	726,383	41,062	CEFTA	33,405	1,547	34,391	3,569
EFTA	22	4	282	1,566	EFTA	0	7	246	1,185
Turqi	17,819	1,954	21,251	2,429	Turkey	14,147	2,644	14,941	2,819
Total	122,056	13,179	865,965	69,988	Total	116,388	14,901	176,501	26,483

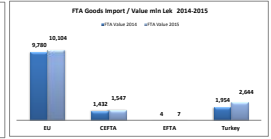
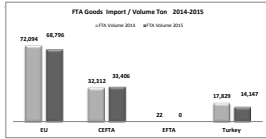


Tabela 26 Marrëveshjet e Tregtisë së Lirë Eksport  
Table 26 Free Trade Agreements Export

Grupimet	2014				States	2015			
	MTL Volume/Ton	MTL Value/mjn lek	Total Volume/Ton	Total Value/mjn lek		FTA Volume/Ton	FTA Value/mjn lek	Total Volume/Ton	Total Value/mjn lek
BE	21,248	7,315	126,476	15,425	EU	20,368	8,101	92,226	13,837
CEFTA	7,333	467	76,520	1,240	CEFTA	36,248	898	72,166	1,225
EFTA	1	4	2,114	113	EFTA			46	37
Turqia	286	37	4,576	153	Turkey	18,764	1,093	24,086	1,321
<b>Totali</b>	<b>28,869</b>	<b>7,823</b>	<b>209,686</b>	<b>16,931</b>	<b>Totals</b>	<b>75,380</b>	<b>10,093</b>	<b>188,523</b>	<b>16,420</b>

