



**General Directorate of Customs  
Fiscal Analyses Unit**

**BULETINI FISKAL  
Gusht 2017**

**FISCAL BULETIN  
August 2017**

**Tel ++ 355 4 2 264 913**

**Përmbajtja**  
**Content**

***Të Ardhurat Doganore në Total dhe sipas zërave***

***Customs Revenues***

1. Realizimi i të Ardhurave Doganore (Taksë doganore, Akcisë, Tvsh,Rentë minerare,etj.)  
Customs Revenues ( Customs Duty, Excise,VAT,Mineral Royalty,etc.)
2. Realizimi i të Ardhurave Doganore në vite  
Customs Revenues in years
3. Taksa Doganore në vite  
Customs Duty in years
4. Akcisa në vite  
Excise in years
5. Tvsh në vite  
VAT in years
6. Renta minerare në vite  
Mineral Royalty in years
7. Niveli mesatar i Taksës Doganore në vite  
Average Tariff Rate in years

***Volumi i Importeve në Vlerë***

***Value of Imports***

8. Vlera e importeve sipas muajve  
Value of imports by months
9. Vlera e importeve në vite  
Value of imports in years
10. Importi i Taksuar në vite  
Taxable imports in years
11. Importi i Pataksuar në vite  
Untaxable Imports in years
12. Importi me Regjim Perpunimi Aktiv në vite  
Import under inëard processing in years
13. Kursi i këmbimit të dollarit amerikan kundrejt lekut  
Exchange rate USD/Lek
14. Kursi i këmbimit të Euros kundrejt lekut  
Exchange rate Euro/Lek

***Mallrat Kryesore të Akcisës dhe Mallrat që zënë peshën kryesore në Totalin e të Ardhurave***

***Main Excise Commodities and Main Imports Revenues Collected***

15. Mallrat Kryesore të Akcizës ( Cigare, Birrë, Kafe, Karburant )  
Main Excise Commodities by months( Cigarette, Beer,Fuel,Coffee)
16. Importi i Kafes,Birrës,Cigareve,Karburantit në Vite  
Main Excise Commodities by years ( Coffee,Beer,Cigarette,Fuel )
17. Mallrat që zënë peshën kryesore në Totalin e Të Ardhurave  
Main Imports Revenues Collected

**Tabela 1 Realizimi i të Ardhurave Doganore ( TD,Akcisë,Tvsh, Rentë minerare)**

**Table 1 Customs Revenues ( Customs Duty,Excise,VAT,Mineral Royalty)**

*Në milion lekë*

| Muajt             | Plani          | Fakti          | Dif (Vlerë absolute) | Realizimi ne % | Months       |
|-------------------|----------------|----------------|----------------------|----------------|--------------|
| Janar             | 8,618          | 9,235          | 616                  | 107            | January      |
| Shkurt            | 10,189         | 10,952         | 763                  | 107            | February     |
| Mars              | 12,848         | 13,224         | 376                  | 103            | March        |
| Prill             | 11,853         | 12,661         | 808                  | 107            | April        |
| Maj               | 12,401         | 13,444         | 1,043                | 108            | May          |
| Qershor           | 15,500         | 14,415         | -1,085               | 93             | June         |
| Korrik            | 15,799         | 14,423         | -1,376               | 91             | July         |
| Gusht             | 14,845         | 14,950         | 106                  | 101            | August       |
| <b>Progresivi</b> | <b>102,054</b> | <b>103,305</b> | <b>1,251</b>         | <b>101</b>     | <b>Total</b> |

*Nuk janë të zbritura Rimbursimet e Akcizës*

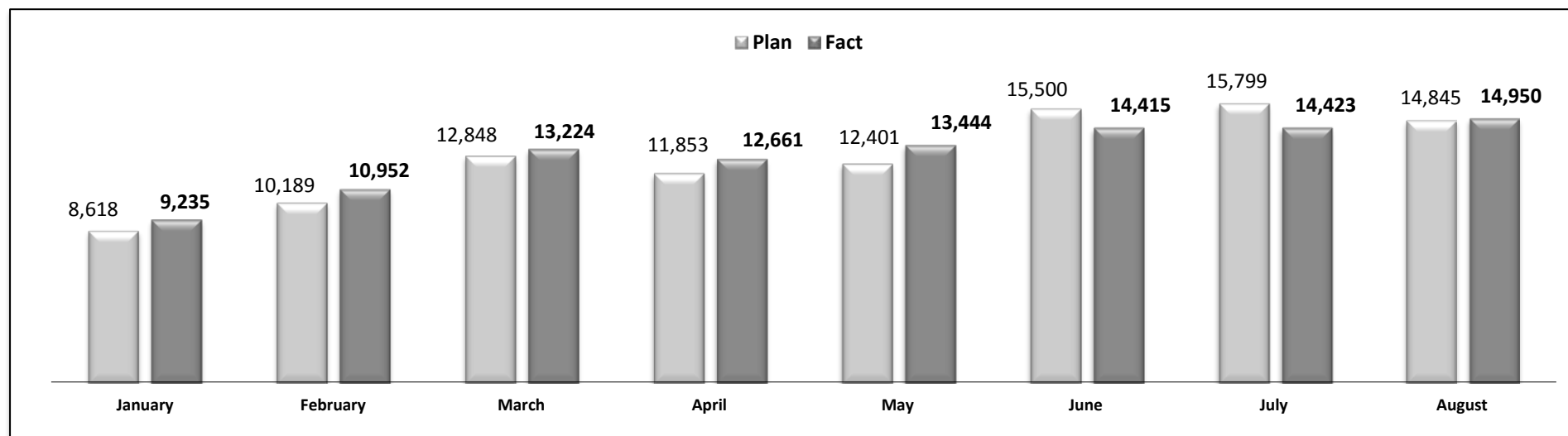


Tabela 2 Realizimi i të Ardhurave Doganore në vite

Table 2 Customs Revenues in years

Në milion lekë

| Muajt             | 2013          | 2014          | 2015          | 2016          | 2017           | Months       |
|-------------------|---------------|---------------|---------------|---------------|----------------|--------------|
| Janar             | 8,988         | 9,175         | 8,406         | 9,409         | 9,235          | January      |
| Shkurt            | 8,963         | 10,177        | 9,755         | 10,443        | 10,952         | February     |
| Mars              | 9,929         | 12,203        | 11,115        | 11,726        | 13,224         | March        |
| Prill             | 11,164        | 11,613        | 11,746        | 11,950        | 12,661         | April        |
| Maj               | 11,721        | 12,893        | 12,014        | 12,293        | 13,444         | May          |
| Qershor           | 10,599        | 13,234        | 12,965        | 13,385        | 14,415         | June         |
| Korrik            | 12,926        | 12,658        | 13,968        | 13,821        | 14,423         | July         |
| Gusht             | 12,456        | 14,707        | 13,791        | 14,004        | 14,950         | August       |
| <b>Progresivi</b> | <b>86,747</b> | <b>96,660</b> | <b>93,761</b> | <b>97,031</b> | <b>103,305</b> | <b>Total</b> |

Nuk janë të zbritura Rimbursimet e Akcizës

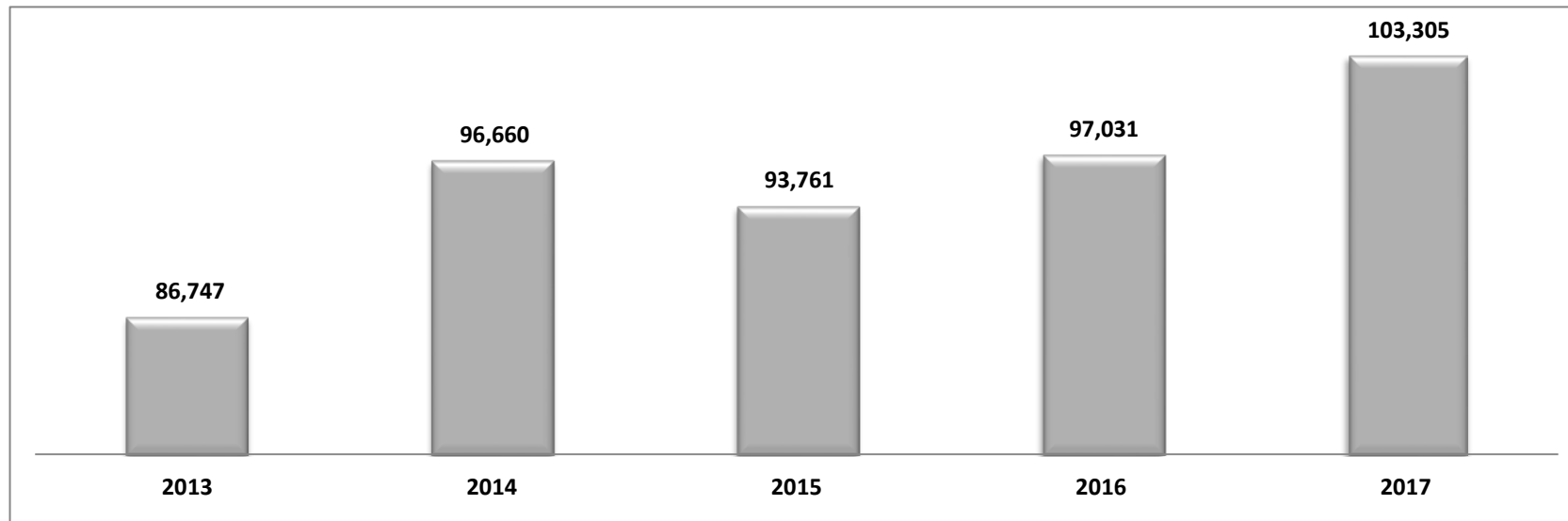


Tabela 3 Taksa Doganore në vite

Table 3 Customs Duty in years

Në milion Lekë

| Muajt             | 2013         | 2014         | 2015         | 2016         | 2017         | Months       |
|-------------------|--------------|--------------|--------------|--------------|--------------|--------------|
| Janar             | 349          | 388          | 350          | 398          | 414          | January      |
| Shkurt            | 405          | 401          | 395          | 410          | 450          | February     |
| Mars              | 412          | 452          | 531          | 498          | 494          | March        |
| Prill             | 477          | 466          | 413          | 468          | 482          | April        |
| Maj               | 509          | 548          | 452          | 532          | 636          | May          |
| Qershor           | 422          | 500          | 501          | 543          | 559          | June         |
| Korrik            | 557          | 500          | 525          | 581          | 615          | July         |
| Gusht             | 498          | 485          | 553          | 529          | 617          | August       |
| <b>Progresivi</b> | <b>3,629</b> | <b>3,741</b> | <b>3,721</b> | <b>3,959</b> | <b>4,267</b> | <b>Total</b> |

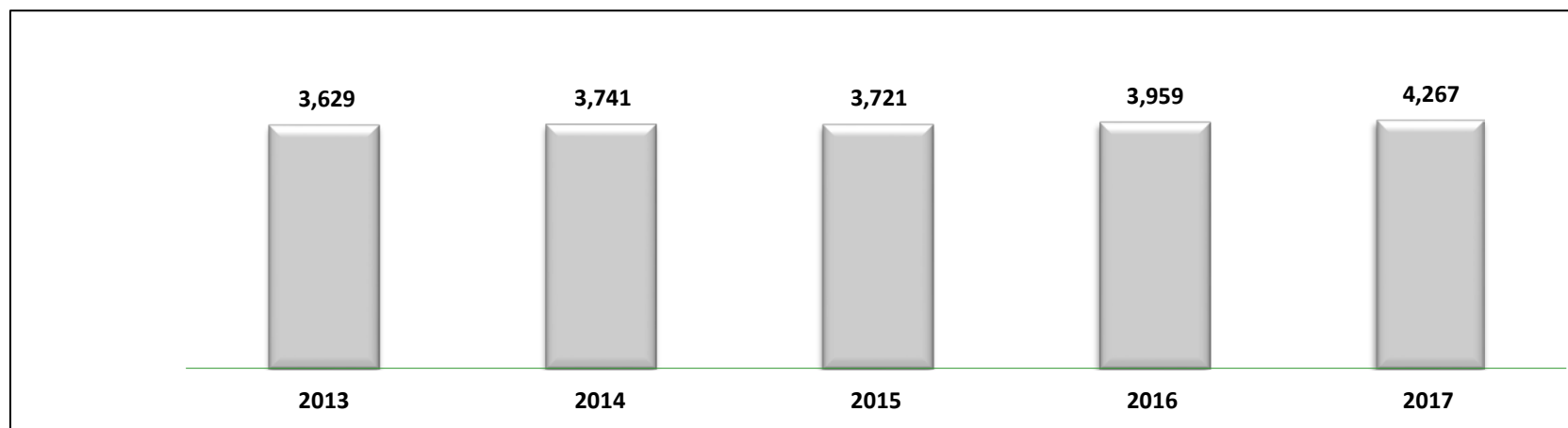
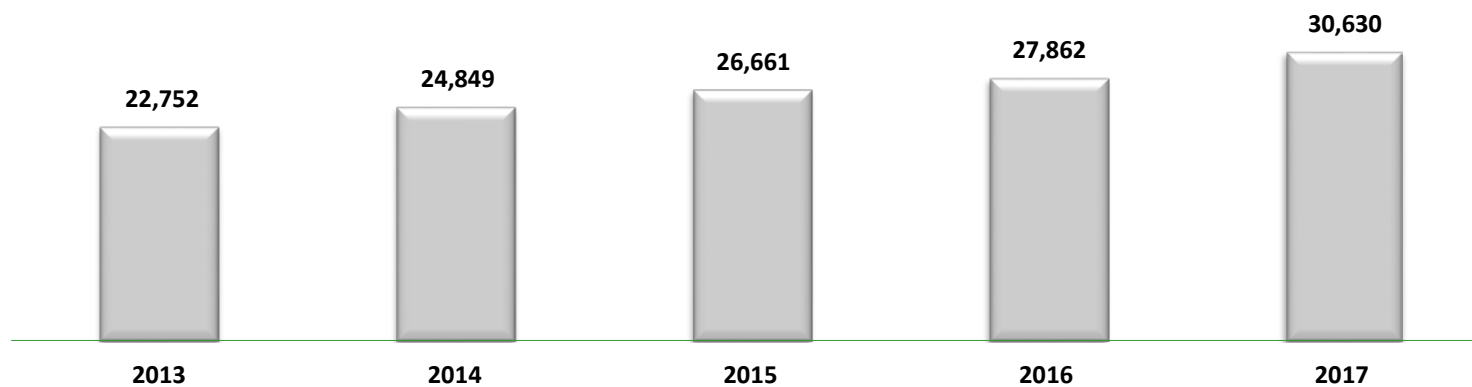


Tabela 4 Akciza në vite

Table 4 Excise in years

Në milion Lekë

| Muajt             | 2013          | 2014          | 2015          | 2016          | 2017          | Months       |
|-------------------|---------------|---------------|---------------|---------------|---------------|--------------|
| Janar             | 2,329         | 1,622         | 2,050         | 2,812         | 2,795         | January      |
| Shkurt            | 2,506         | 2,068         | 2,583         | 2,854         | 3,003         | February     |
| Mars              | 2,391         | 2,464         | 2,697         | 3,029         | 3,600         | March        |
| Prill             | 2,916         | 2,953         | 3,605         | 3,379         | 3,688         | April        |
| Maj               | 3,105         | 3,416         | 3,305         | 3,466         | 3,851         | May          |
| Qershor           | 2,701         | 3,750         | 3,707         | 3,818         | 4,485         | June         |
| Korrik            | 3,414         | 3,649         | 4,033         | 4,264         | 4,294         | July         |
| Gusht             | 3,390         | 4,927         | 4,680         | 4,240         | 4,915         | August       |
| <b>Progresivi</b> | <b>22,752</b> | <b>24,849</b> | <b>26,661</b> | <b>27,862</b> | <b>30,630</b> | <b>Total</b> |

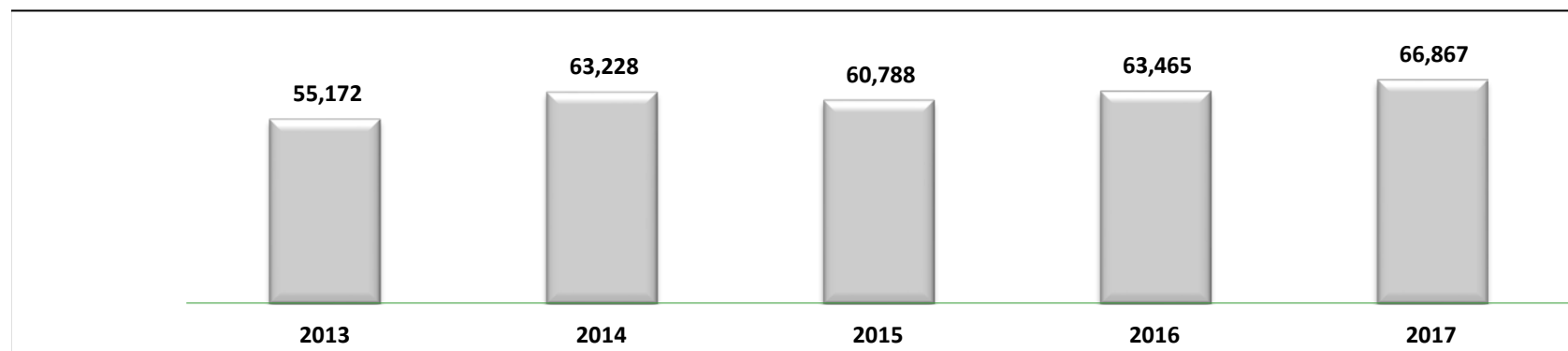


Shënim :

**Tabela 5 Tvsh në vite**  
**Table 5 VAT in years**

Në milion lekë

| Muajt             | 2013          | 2014          | 2015          | 2016          | 2017          | Months       |
|-------------------|---------------|---------------|---------------|---------------|---------------|--------------|
| Janar             | 5,651         | 6,627         | 5,805         | 6,039         | 5,775         | January      |
| Shkurt            | 5,620         | 7,158         | 6,581         | 7,012         | 7,310         | February     |
| Mars              | 6,403         | 8,647         | 7,657         | 7,990         | 8,983         | March        |
| Prill             | 7,178         | 7,512         | 7,444         | 7,890         | 8,140         | April        |
| Maj               | 7,420         | 8,239         | 7,792         | 8,141         | 8,817         | May          |
| Qershor           | 6,879         | 8,360         | 8,278         | 8,717         | 9,234         | June         |
| Korrik            | 8,199         | 7,985         | 8,986         | 8,704         | 9,357         | July         |
| Gusht             | 7,820         | 8,700         | 8,245         | 8,972         | 9,251         | August       |
| <b>Progresivi</b> | <b>55,172</b> | <b>63,228</b> | <b>60,788</b> | <b>63,465</b> | <b>66,867</b> | <b>Total</b> |



**Tabela 6 Renta Minerare në vite**  
**Table 6 Mineral Royalty in years**

Në milion Lekë

| Muajt             | 2013         | 2014         | 2015         | 2016         | 2017         | Months       |
|-------------------|--------------|--------------|--------------|--------------|--------------|--------------|
| Janar             | 659          | 539          | 201          | 160          | 250          | January      |
| Shkurt            | 432          | 551          | 195          | 167          | 188          | February     |
| Mars              | 724          | 639          | 230          | 209          | 147          | March        |
| Prill             | 592          | 682          | 284          | 213          | 352          | April        |
| Maj               | 687          | 689          | 465          | 153          | 141          | May          |
| Qershor           | 598          | 624          | 478          | 307          | 138          | June         |
| Korrik            | 755          | 524          | 424          | 272          | 158          | July         |
| Gusht             | 748          | 594          | 312          | 263          | 167          | August       |
| <b>Progresivi</b> | <b>5,194</b> | <b>4,842</b> | <b>2,591</b> | <b>1,744</b> | <b>1,541</b> | <b>Total</b> |

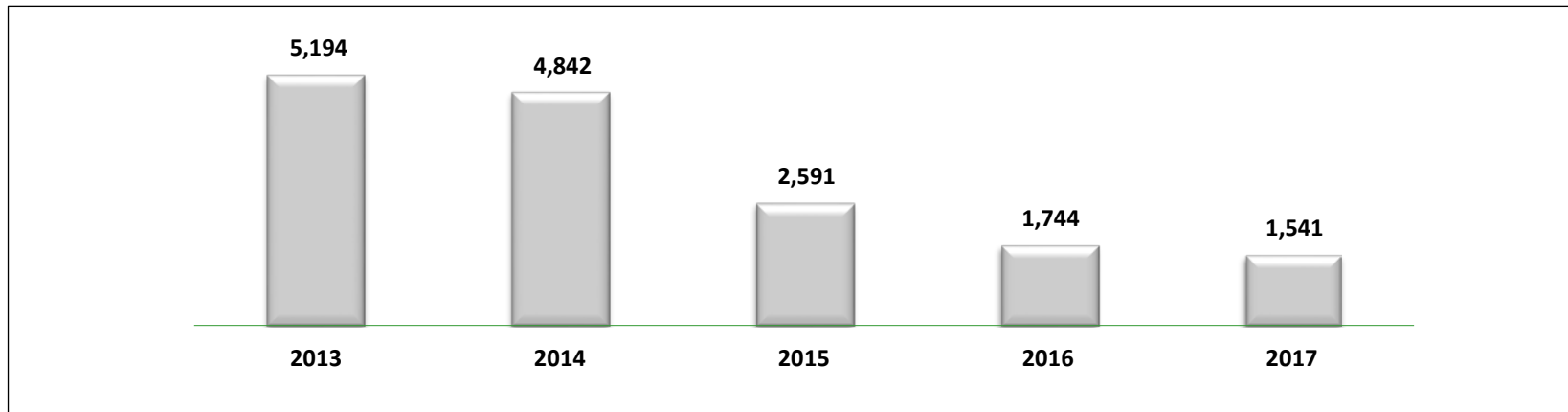




Tabela 7 Niveli mesatar i taksës doganore në vite

Table 7 Average Tariff Rate in years

| Muajt          | 2013 | 2014 | 2015 | 2016 | 2017 | Months              |
|----------------|------|------|------|------|------|---------------------|
| Janar          | 1.31 | 1.34 | 1.30 | 1.42 | 1.51 | January             |
| Shkurt         | 1.53 | 1.31 | 1.29 | 1.23 | 1.28 | February            |
| Mars           | 1.34 | 1.39 | 1.48 | 1.31 | 1.13 | March               |
| Prill          | 1.43 | 1.26 | 1.20 | 1.12 | 1.24 | April               |
| Maj            | 1.49 | 1.44 | 1.28 | 1.32 | 1.52 | May                 |
| Qershor        | 1.33 | 1.31 | 1.34 | 1.32 | 1.27 | June                |
| Korrik         | 1.47 | 1.37 | 1.31 | 1.45 | 1.44 | July                |
| Gusht          | 1.41 | 1.28 | 1.54 | 1.31 | 1.45 | August              |
| Niveli mesatar | 1.42 | 1.34 | 1.35 | 1.31 | 1.35 | Average tariff rate |

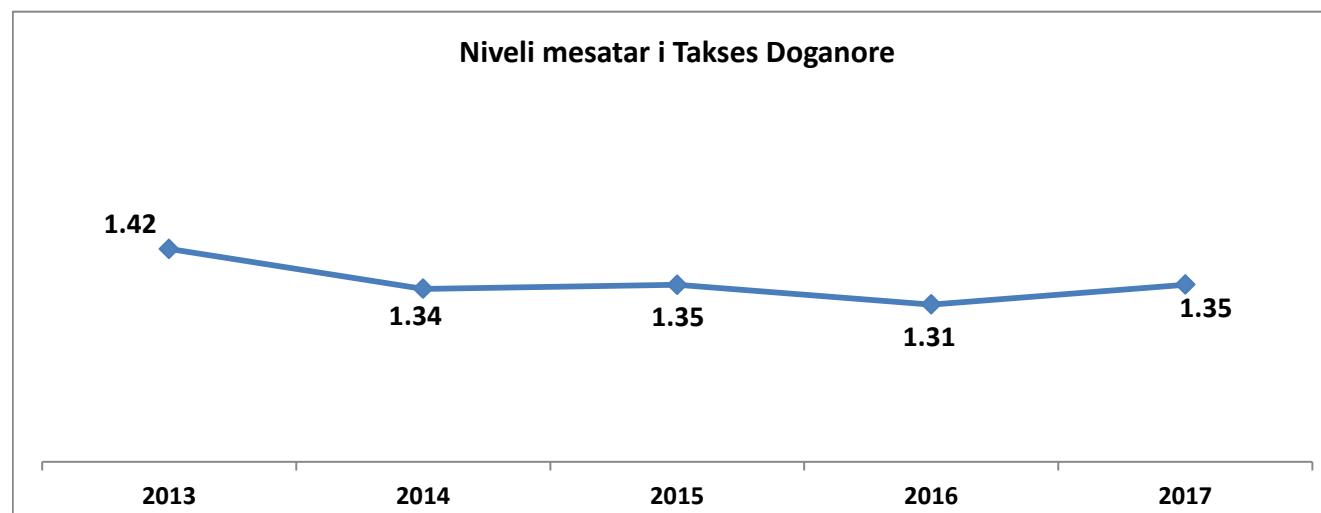


Tabela 8 Vlera e Importeve sipas muajve  
Table 8 Value of imports by months

Në milion lekë

| Muajt      | Import  |  | Import i Taksuar |      | Import i Pataksuar |     | Përpunim Aktiv |      | Të Tjera |     | Months   |
|------------|---------|--|------------------|------|--------------------|-----|----------------|------|----------|-----|----------|
|            | Vlera   |  | Vlera            | %    | Vlera              | %   | Vlera          | %    | Vlera    | %   |          |
| Janar      | 38,201  |  | 27,499           | 72.0 | 363                | 1.0 | 7,198          | 18.8 | 3,141    | 8.2 | January  |
| Shkurt     | 46,278  |  | 35,128           | 75.9 | 612                | 1.3 | 8,565          | 18.5 | 1,974    | 4.3 | February |
| Mars       | 55,703  |  | 43,908           | 78.8 | 481                | 0.9 | 9,578          | 17.2 | 1,736    | 3.1 | March    |
| Prill      | 52,165  |  | 38,915           | 74.6 | 1,007              | 1.9 | 10,009         | 19.2 | 2,234    | 4.3 | April    |
| Maj        | 57,105  |  | 41,879           | 73.3 | 676                | 1.2 | 12,429         | 21.8 | 2,121    | 3.7 | May      |
| Qershor    | 59,751  |  | 44,161           | 73.9 | 657                | 1.1 | 12,443         | 20.8 | 2,490    | 4.2 | June     |
| Korrik     | 58,261  |  | 42,745           | 73.4 | 496                | 0.9 | 11,833         | 20.3 | 3,186    | 5.5 | July     |
| Gusht      | 51,618  |  | 42,655           | 82.6 | 568                | 1.1 | 6,454          | 12.5 | 1,940    | 3.8 | August   |
| Progresivi | 419,081 |  | 316,891          | 75.6 | 4,860              | 1.2 | 78,509         | 19   | 18,821   | 4.5 | Total    |

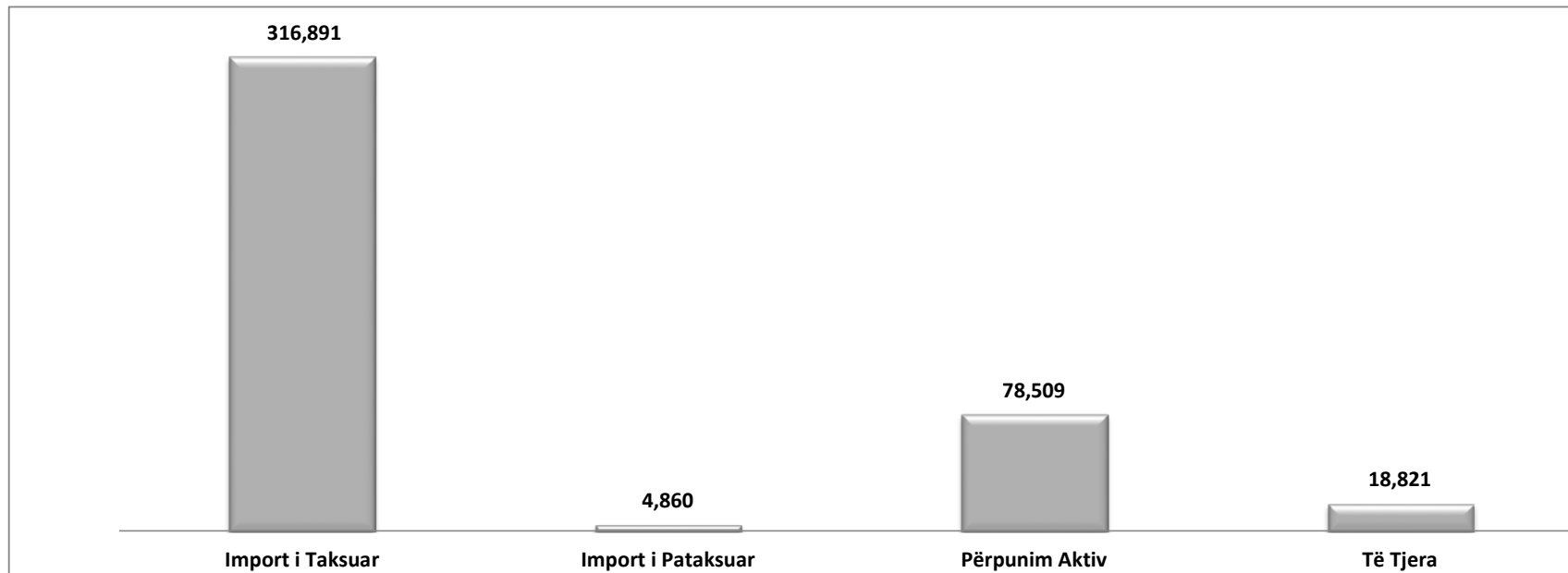
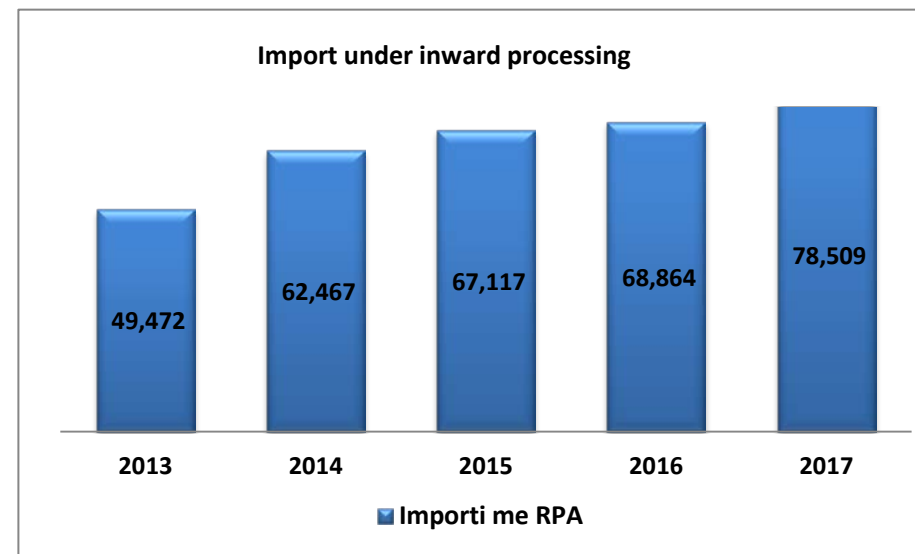
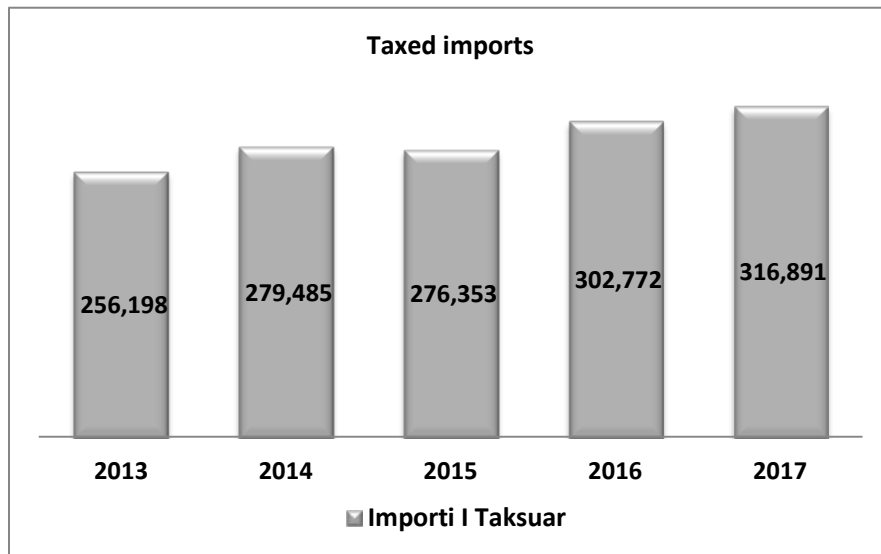


Tabela 9 Vlera e Importeve në vite

Table 9 Value of Imports in years

Në milion lekë

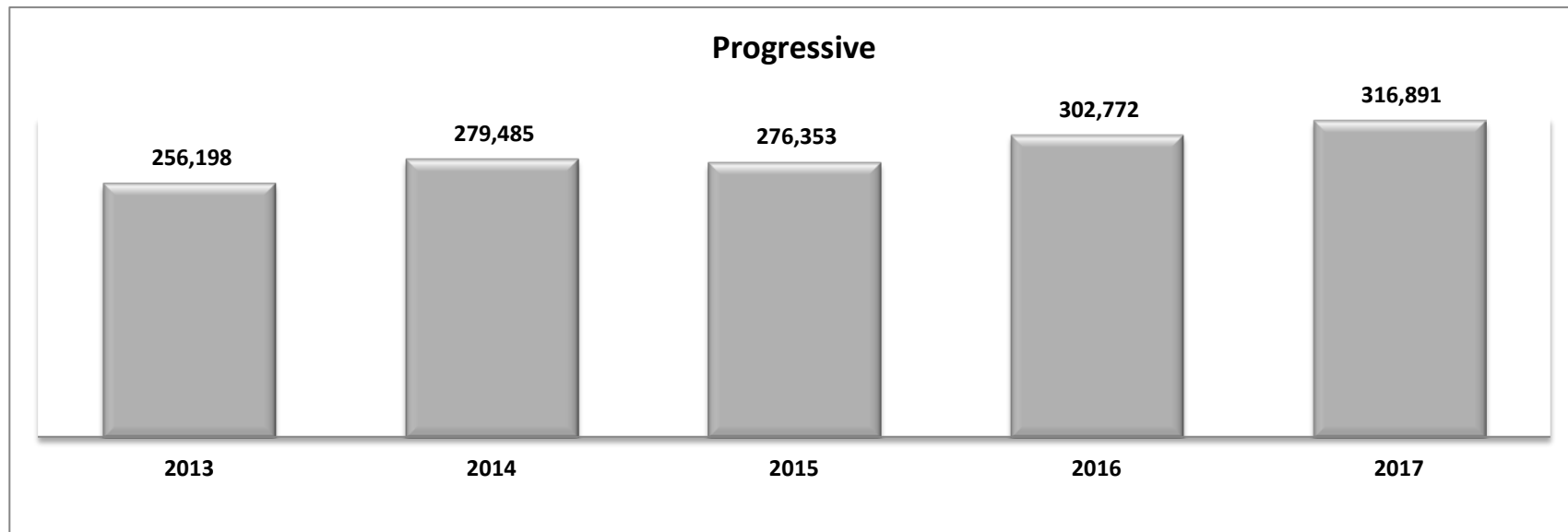
| Vitet                     | 2013           | 2014           | 2015           | 2016           | 2017           | Years                          |
|---------------------------|----------------|----------------|----------------|----------------|----------------|--------------------------------|
| Importi I Taksuar         | 256,198        | 279,485        | 276,353        | 302,772        | 316,891        | Taxable imports                |
| Importi I Pataksuar       | 21,449         | 14,099         | 5,525          | 4,172          | 4,860          | Untaxable imports              |
| Importi me RPA            | 49,472         | 62,467         | 67,117         | 68,864         | 78,509         | Import under inward processing |
| Te tjera Importe          | 10,995         | 14,388         | 15,611         | 15,017         | 18,821         | Other imports                  |
| <b>Totali I Importeve</b> | <b>338,114</b> | <b>370,439</b> | <b>364,606</b> | <b>390,826</b> | <b>419,081</b> | <b>Total of imports</b>        |



**Tabela 10 Importi i Taksuar në vite**  
**Table 10 Taxable imports in years**

*Në milion lekë*

| Muajt             | 2013           | 2014           | 2015           | 2016           | 2017           | Months       |
|-------------------|----------------|----------------|----------------|----------------|----------------|--------------|
| Janar             | 26,600         | 29,003         | 26,938         | 27,993         | 27,499         | January      |
| Shkurt            | 26,486         | 30,544         | 30,558         | 33,256         | 35,128         | February     |
| Mars              | 30,599         | 32,519         | 35,797         | 38,119         | 43,908         | March        |
| Prill             | 33,290         | 36,849         | 34,322         | 41,772         | 38,915         | April        |
| Maj               | 34,303         | 38,098         | 35,248         | 40,245         | 41,879         | May          |
| Qershor           | 31,690         | 38,048         | 37,477         | 41,042         | 44,161         | June         |
| Korrik            | 37,754         | 36,582         | 40,029         | 40,030         | 42,745         | July         |
| Gusht             | 35,477         | 37,841         | 35,984         | 40,315         | 42,655         | August       |
| <b>Progresivi</b> | <b>256,198</b> | <b>279,485</b> | <b>276,353</b> | <b>302,772</b> | <b>316,891</b> | <b>Total</b> |



**Tabela 11 Importi i Pataksuar në Vite**  
**Table 11 Not Taxable Imports in years**

*Në milion lekë*

| Muajt             | 2013          | 2014          | 2015         | 2016         | 2017         | Months       |
|-------------------|---------------|---------------|--------------|--------------|--------------|--------------|
| Janar             | 2,589         | 1,518         | 541          | 314          | 363          | January      |
| Shkurt            | 1,947         | 2,077         | 1,069        | 215          | 612          | February     |
| Mars              | 2,408         | 2,330         | 497          | 731          | 481          | March        |
| Prill             | 2,233         | 1,062         | 640          | 222          | 1,007        | April        |
| Maj               | 3,126         | 1,315         | 695          | 516          | 676          | May          |
| Qershor           | 2,528         | 2,017         | 1,062        | 701          | 657          | June         |
| Korrik            | 3,463         | 1,819         | 712          | 859          | 496          | July         |
| Gusht             | 3,155         | 1,961         | 308          | 614          | 568          | August       |
| <b>Progresivi</b> | <b>21,449</b> | <b>14,099</b> | <b>5,525</b> | <b>4,172</b> | <b>4,860</b> | <b>Total</b> |

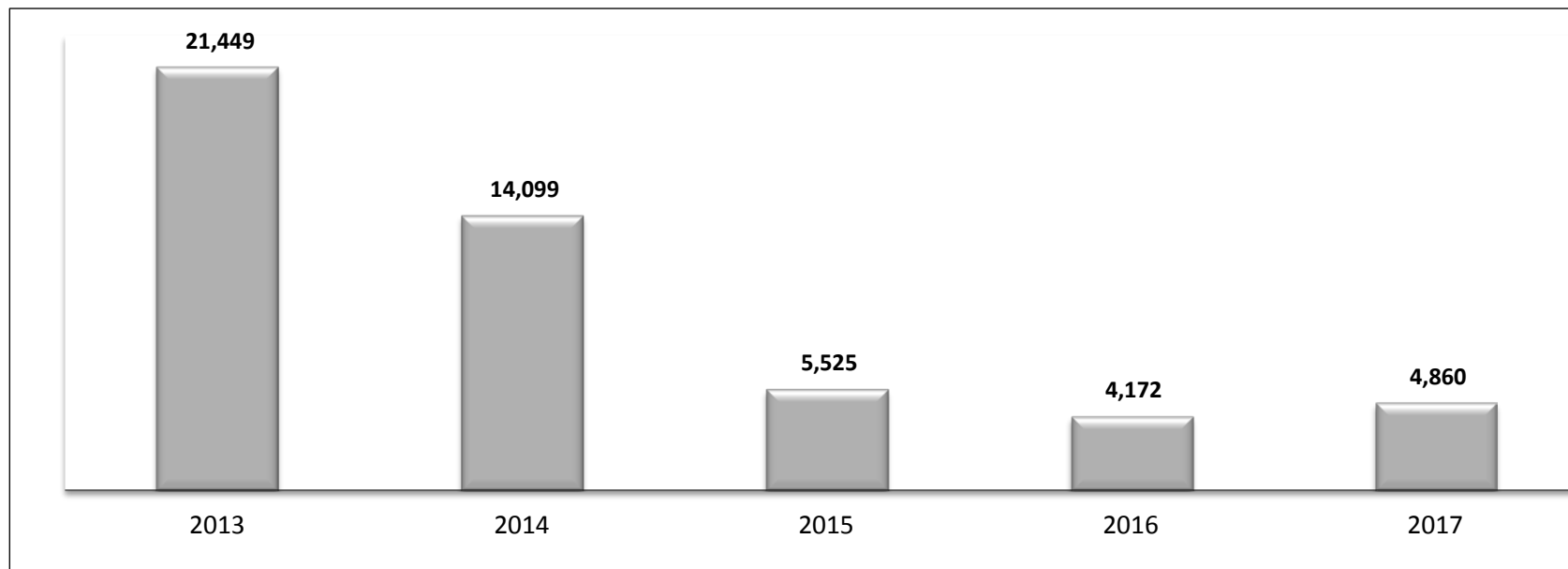


Tabela 12 Importi me Regjim Përpunimi Aktiv në vite

Table 12 Import Under Inward processing in years

Në milion lekë

| Muajt             | 2013          | 2014          | 2015          | 2016          | 2017          | Months       |
|-------------------|---------------|---------------|---------------|---------------|---------------|--------------|
| Janar             | 5,148         | 6,708         | 7,409         | 6,752         | 7,198         | January      |
| Shkurt            | 4,992         | 6,971         | 7,596         | 8,146         | 8,565         | February     |
| Mars              | 5,797         | 7,904         | 8,267         | 8,059         | 9,578         | March        |
| Prill             | 6,124         | 8,504         | 8,886         | 9,600         | 10,009        | April        |
| Maj               | 7,983         | 9,230         | 10,254        | 10,608        | 12,429        | May          |
| Qershor           | 7,707         | 9,042         | 9,770         | 10,432        | 12,443        | June         |
| Korrik            | 7,731         | 8,979         | 10,451        | 9,907         | 11,833        | July         |
| Gusht             | 3,991         | 5,130         | 4,483         | 5,359         | 6,454         | August       |
| <b>Progresivi</b> | <b>49,472</b> | <b>62,467</b> | <b>67,117</b> | <b>68,864</b> | <b>78,509</b> | <b>Total</b> |

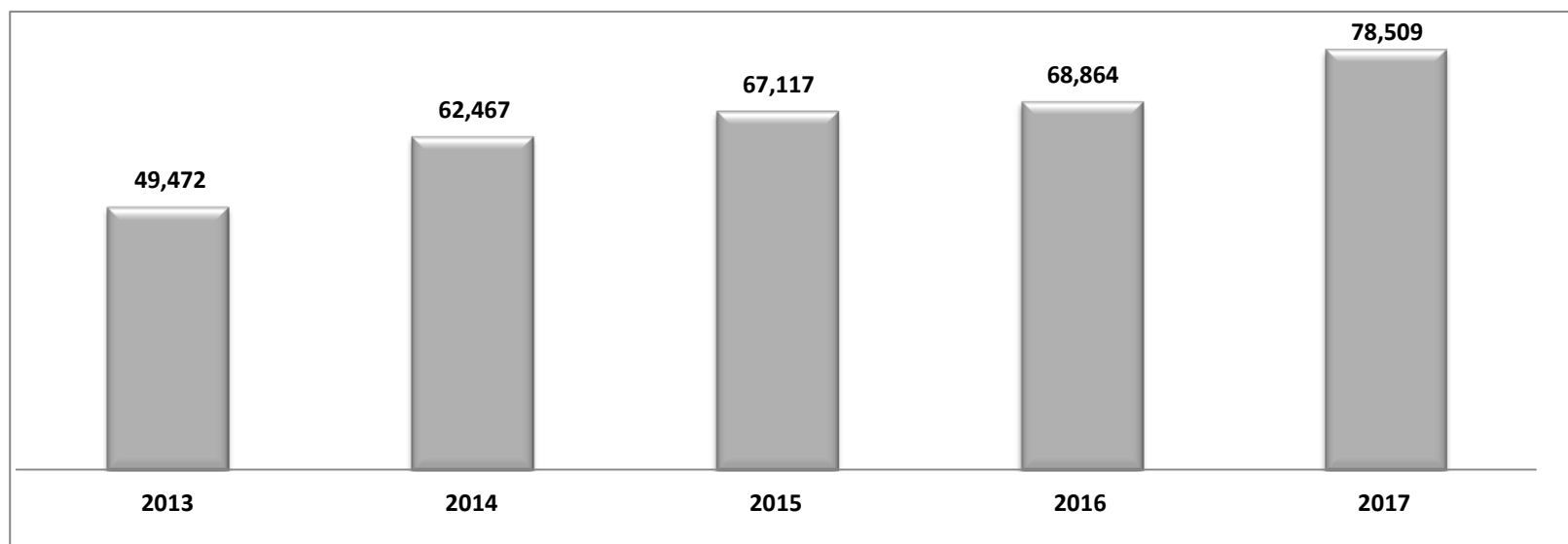


Tabela 13 Kursi i këmbimit të dollarit amerikan kundrejt lekut

Table 13 Exchange rate USD/Lek

| Muajt         | 2013   | 2014   | 2015   | 2016   | 2017   | Months       |
|---------------|--------|--------|--------|--------|--------|--------------|
| Janar         | 105.85 | 101.86 | 118.06 | 125.79 | 128.17 | January      |
| Shkurt        | 103.00 | 103.66 | 123.35 | 127.06 | 127.37 | February     |
| Mars          | 106.48 | 101.58 | 124.96 | 126.59 | 127.45 | March        |
| Prill         | 109.15 | 101.89 | 130.63 | 122.26 | 127.34 | April        |
| Maj           | 107.65 | 101.36 | 125.61 | 121.56 | 123.55 | May          |
| Qershor       | 108.16 | 102.72 | 128.48 | 124.15 | 119.99 | 134.19       |
| Korrik        | 107.99 | 102.78 | 125.57 | 123.5  | 116.3  | July         |
| Gusht         | 105.58 | 103.81 | 127.49 | 122.6  | 113.39 | August       |
| Kursi mesatar | 106.73 | 102.46 | 125.52 | 124.19 | 122.95 | Average rate |

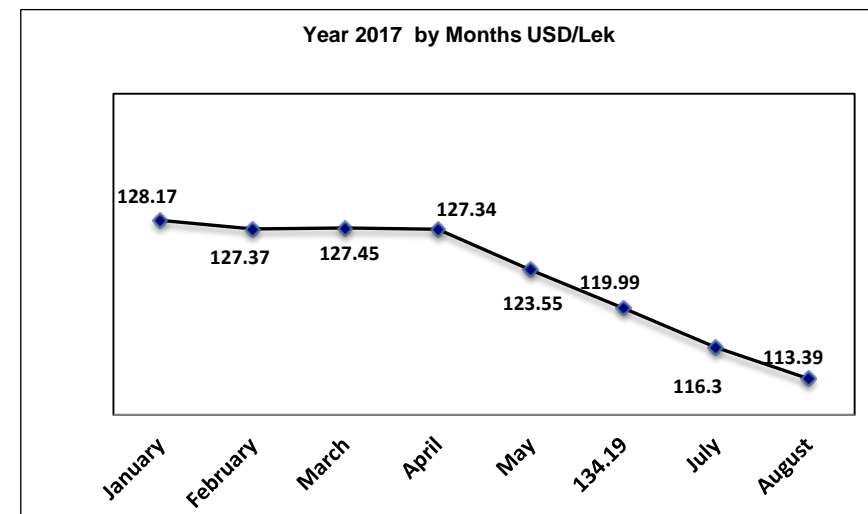
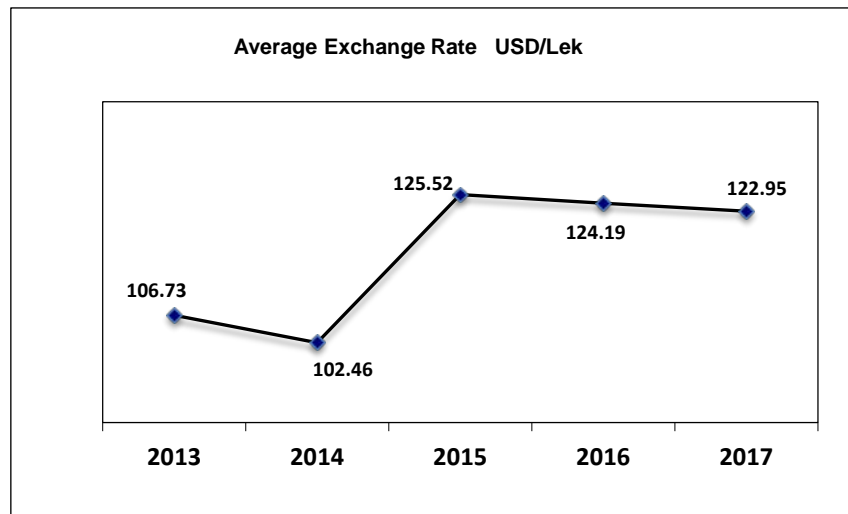
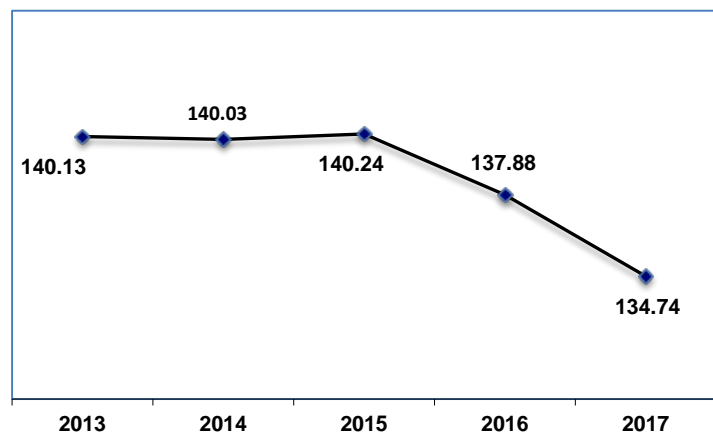


Tabela 14 Kursi i këmbimit të Euros kundrejt lekut

Table 14 Exchange rate Euro/Lek

| Muajt         | 2013   | 2014   | 2015   | 2016   | 2017   | Months       |
|---------------|--------|--------|--------|--------|--------|--------------|
| Janar         | 139.59 | 140.20 | 140.14 | 137.28 | 135.23 | January      |
| Shkurt        | 139.58 | 140.44 | 139.72 | 138.68 | 136.39 | February     |
| Mars          | 139.66 | 140.14 | 140.36 | 138.24 | 135.08 | March        |
| Prill         | 139.91 | 140.27 | 140.34 | 138.77 | 136.13 | April        |
| Maj           | 140.72 | 140.08 | 140.53 | 138.29 | 135.33 | May          |
| Qershor       | 140.45 | 139.86 | 140.98 | 138.29 | 134.19 |              |
| Korrik        | 140.96 | 140.26 | 140.29 | 137.33 | 132.59 | July         |
| Gusht         | 140.20 | 139.02 | 139.59 | 136.18 | 132.98 | August       |
| Kursi mesatar | 140.13 | 140.03 | 140.24 | 137.88 | 134.74 | Average rate |

Average Exchange Rate Euro/Lek



Year 2016 by Months Euro/Lek

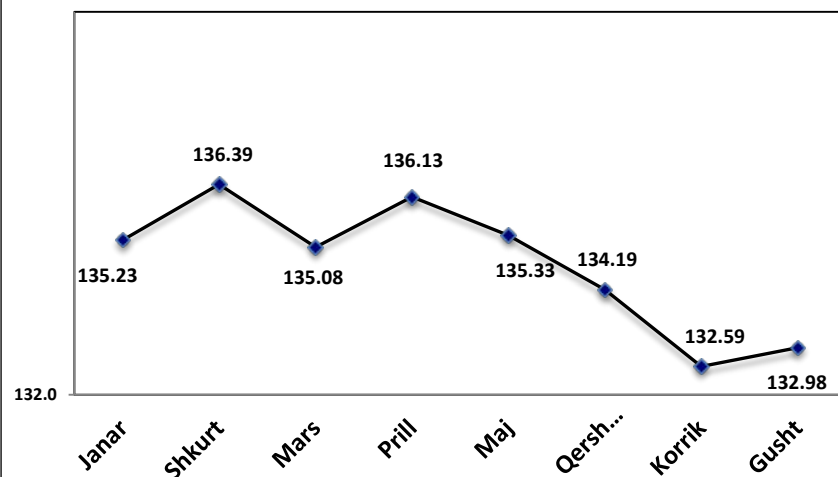




Tabela 15 Mallrat kryesore të Akcisës sipas muajve ( Cigare, Birrë, Karburante, Kafe )

Table 15 Main Excise Commodities by months( Cigarette, Beer,Fuel,Coffee)

|                   | Cigare<br>Cigarette | Birrë<br>Beer      | Karburante<br>Fuel | Kafe<br>Coffee |              |
|-------------------|---------------------|--------------------|--------------------|----------------|--------------|
| Muajt             | Sasia ne Ton        | Sasia ne 000/litra | Sasia ne ton       | Sasia ne Ton   | Months       |
| Janar             | 205                 | 1,334              | 21,899             | 658            | January      |
| Shkurt            | 184                 | 1,857              | 23,922             | 592            | February     |
| Mars              | 213                 | 2,465              | 30,719             | 748            | March        |
| Prill             | 250                 | 2,334              | 29,894             | 491            | April        |
| Maj               | 286                 | 3,534              | 28,661             | 621            | May          |
| Qershor           | 269                 | 4,331              | 35,235             | 846            | June         |
| Korrik            | 331                 | 5,056              | 45,123             | 700            | July         |
| Gusht             | 290                 | 6,362              | 48,932             | 726            | August       |
| <b>Progresivi</b> | <b>2,030</b>        | <b>27,272</b>      | <b>264,384</b>     | <b>5,381</b>   | <b>Total</b> |

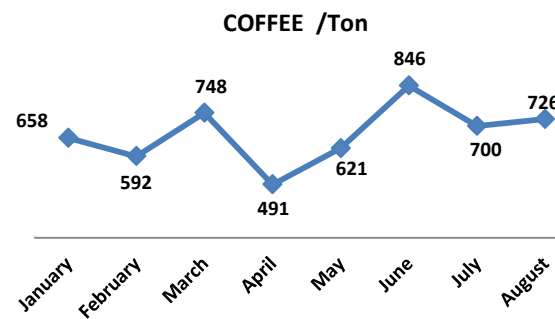
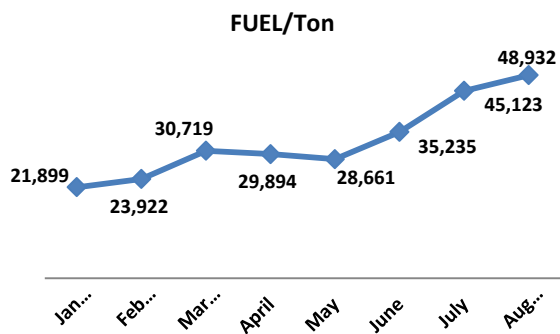
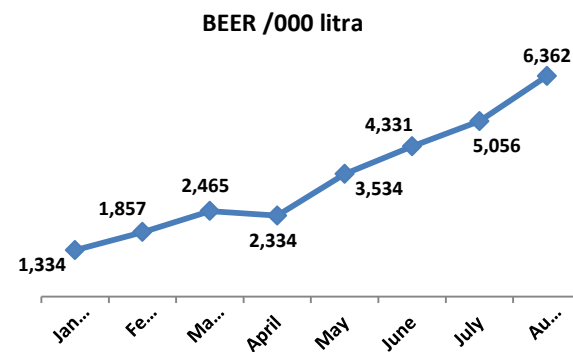
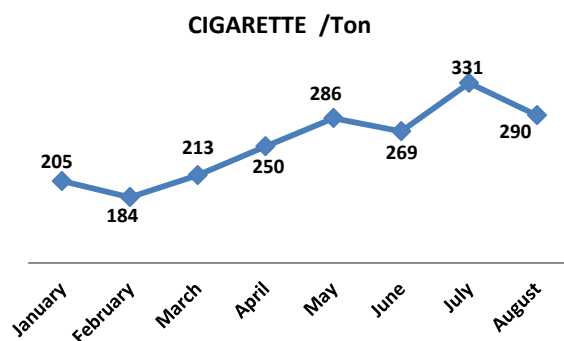


Tabela 16 Mallrat kryesore të Akcisës sipas viteve ( Kafe, Birrë, Cigare, Karburante )

Table 16 Main Excise Commodities by years ( Coffee, Beer, Cigarette, Fuel )

| Vitet | Kafe      | Birrë            | Cigare    | Karburante | Vitet |
|-------|-----------|------------------|-----------|------------|-------|
|       | Coffee    | Beer             | Cigarette | Fuel       |       |
|       | Sasia/Ton | Sasia/ 000/Litra | Sasia/Ton | Sasia/ Ton |       |
| 2013  | 4,742     | 20,751           | 2,056     | 277,660    | 2013  |
| 2014  | 4,660     | 18,820           | 1,778     | 295,814    | 2014  |
| 2015  | 5,550     | 22,172           | 1,622     | 294,127    | 2015  |
| 2016  | 5,543     | 22,524           | 1,933     | 340,320    | 2016  |
| 2017  | 5,381     | 27,272           | 2,030     | 264,384    | 2017  |

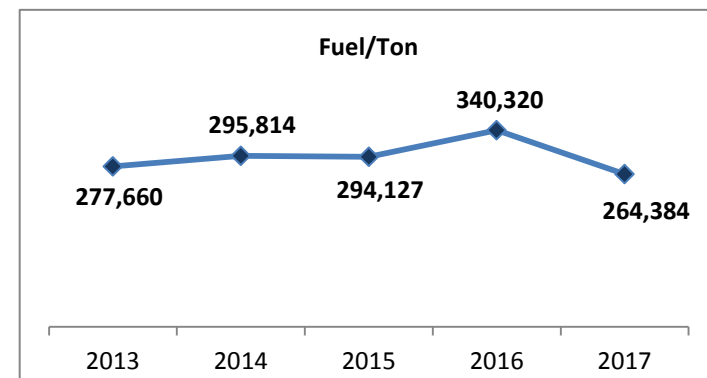
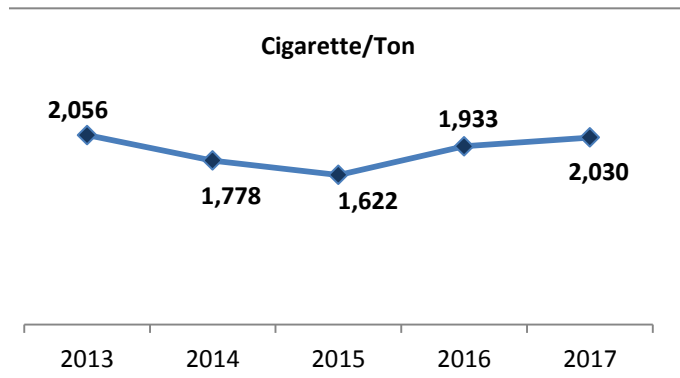
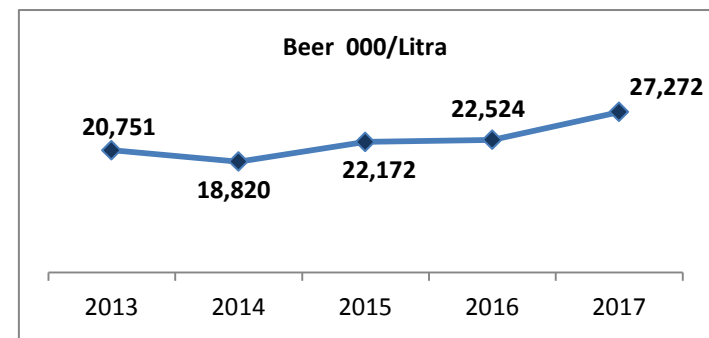
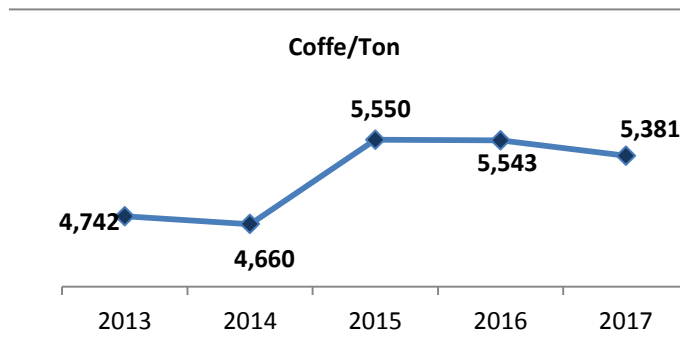


Tabela 17 Të ardhurat sipas mallrave kryesore Janar-Gusht 2017

|    | Pershkrimi                          | Të Ardhurat në<br>Milion Lekë | Kontributi në %<br>ndaj të ardhurave<br>gjithësej |
|----|-------------------------------------|-------------------------------|---|
| 1  | Karburante Total                    | 23,781                        | 23.02   |
| 2  | Cigare Duhan Total                  | 14,612                        | 14.14   |
| 3  | Metalet baze dhe artikujt prej tyre | 6,798                         | 6.58  |
| 4  | Automjeteve te perdorura            | 3,499                         | 3.39  |
| 5  | Plastika dhe artikujt               | 2,907                         | 2.81  |
| 6  | Ushqime te pergatitura              | 2,575                         | 2.49  |
| 7  | Veshje, Tekstile                    | 2,405                         | 2.33  |
| 8  | Materiale te ndertimit              | 2,123                         | 2.06  |
| 9  | Detergjentet; parfumeri             | 1,980                         | 1.92  |
| 10 | Birre                               | 1,856                         | 1.80  |
| 11 | Energji Elektrike                   | 1,832                         | 1.77  |
| 12 | Kimikatet inorganik kimik           | 1,714                         | 1.66  |
| 13 | Gaz i Lëngët                        | 1,563                         | 1.51  |
| 14 | Elektro shtepiake                   | 1,490                         | 1.44  |
| 15 | Fruta Perime                        | 1,346                         | 1.30  |
| 16 | Veshjet e Kembes dhe Kokes          | 1,195                         | 1.16  |
| 17 | Mishi                               | 1,150                         | 1.11  |
| 18 | Mobilieve Ndricules ndertesa        | 1,105                         | 1.07  |
| 19 | Druri kashta dhe artikuj prej tyre  | 1,035                         | 1.00  |
| 20 | Automjeteve te reja                 | 1,032                         | 1.00  |
|    | <b>Total</b>                        | <b>75,998</b>                 | <b>73.57</b>                                      |

Table 17 Main Imports Revenues Collected January-August 2017

|    | Description   | Revenues In Million<br>Leke | Contribution in<br>%<br>to Customs<br>Revenues total |
|----|---|-----------------------------|--|
| 1  | Fuels Import and Production   | 23,781                      | 23.02  |
| 2  | Cigars  | 14,612                      | 14.14  |
| 3  | Base metals and articles thereof  | 6,798                       | 6.58   |
| 4  | Used vehicles for the transport   | 3,499                       | 3.39   |
| 5  | Plastics and articles thereof   | 2,907                       | 2.81   |
| 6  | Prepared food   | 2,575                       | 2.49   |
| 7  | Clothing, Textiles  | 2,405                       | 2.33   |
| 8  | Construction Materials  | 2,123                       | 2.06   |
| 9  | Organic surface-active agents, Perfumes   | 1,980                       | 1.92   |
| 10 | Beer  | 1,856                       | 1.80   |
| 11 | Electrical energy   | 1,832                       | 1.77   |
| 12 | Chemicals   | 1,714                       | 1.66   |
| 13 | Petroleum gases and other gaseous hydrocarbons                                    | 1,563                       | 1.51   |
| 14 | Electro domestic, electric stoves pianura; boiler, washing machine frigorifere TV | 1,490                       | 1.44   |
| 15 | Fruits Vegetables   | 1,346                       | 1.30   |
| 16 | Footwear and Hats and other headgear  | 1,195                       | 1.16   |
| 17 | Meat  | 1,150                       | 1.11   |
| 18 | Furniture and lighting fittings   | 1,105                       | 1.07   |
| 19 | Wood and articles of straw  | 1,035                       | 1.00   |
| 20 | New Vehicles for the transport  | 1,032                       | 1.00   |
|    | <b>Total</b>  | <b>75,998</b>               | <b>73.57</b>   |