



**General Directorate of Customs
Fiscal Analyses Unit**

**BULETINI FISKAL DHJETOR 2023
FISCAL BULLETIN
DECEMBER 2023**

Tel ++ 355 4 2 264 913

**Përmbajtja
Content**

Të Ardhurat Doganore në Total dhe sipas zërave

Customs Revenues

1. Realizimi i të Ardhurave Doganore (Taksë doganore, Akcisë, Tvsh, Rentë minerare, etj.)
Customs Revenues (Customs Duty, Excise, VAT, Mineral Royalty, etc.)
2. Realizimi i të Ardhurave Doganore në vite
Customs Revenues in years
3. Taksa Doganore në vite
Customs Duty in years
4. Akcisa në vite
Excise in years
5. Tvsh në vite
VAT in years
6. Renta minerare në vite
Mineral Royalty in years
7. Niveli mesatar i Taksës Doganore në vite
Average Tariff Rate in years

Volumi i Importeve në Vlerë

Value of Imports

8. Vlera e importeve sipas muajve
Value of imports by months
9. Vlera e importeve në vite
Value of imports in years
10. Importi i Taksuar në vite
Taxable imports in years
11. Importi i Pataksuar në vite
Untaxable Imports in years
12. Importi me Regjim Perpunimi Aktiv në vite
Import under inèard processing in years
13. Kursi i këmbimit të dollarit amerikan kundrejt lekut
Exchange rate USD/Lek
14. Kursi i këmbimit të Euros kundrejt lekut
Exchange rate Euro/Lek

***Mallrat Kryesore të Akcisës dhe Mallrat që zënë peshën kryesore në Totalin e të Ardhurave
Main Excise Commodities and Main Imports Revenues Collected***

15. Mallrat Kryesore të Akcizës (Cigare, Birrë, Kafe, Karburant)
Main Excise Commodities by months(Cigarette, Beer, Fuel, Coffee)
16. Importi i Kafes, Birrës, Cigareve, Karburantit në Vite
Main Excise Commodities by years (Coffee, Beer, Cigarette, Fuel)
17. Mallrat që zënë peshën kryesore në Totalin e Të Ardhurave
Main Imports Revenues Collected

Tabela 1 Realizimi i të Ardhurave Doganore (TD, Akcisë,Tvsh, Rentë minerare)

Table 1 Customs Revenues (Customs Duty,Excise,VAT,Mineral Royalty)

Në milion lekë

Muajt	Plani	Fakti	Dif (Vlerë absolute)	Realizimi ne %	Months
Janar	14,799	14,832	33	100	January
Shkurt	15,770	15,782	12	100	February
Mars	17,249	17,286	37	100	March
Prill	16,651	16,659	8	100	April
Maj	19,649	19,659	10	100	May
Qershor	18,750	18,769	19	100	June
Korrik	18,829	18,842	13	100	July
Gusht	19,692	19,701	9	100	August
Shtator	18,427	18,461	34	100	September
Tetor	19,519	19,182	-337	98	October
Nëntor	20,670	18,524	-2,146	90	November
Dhjetor	23,672	19,340	-4,332	82	December
Progresivi	223,677	217,038	(6,639)	97	Total

Nuk janë të zbritura Rimbursimet e Akcizës

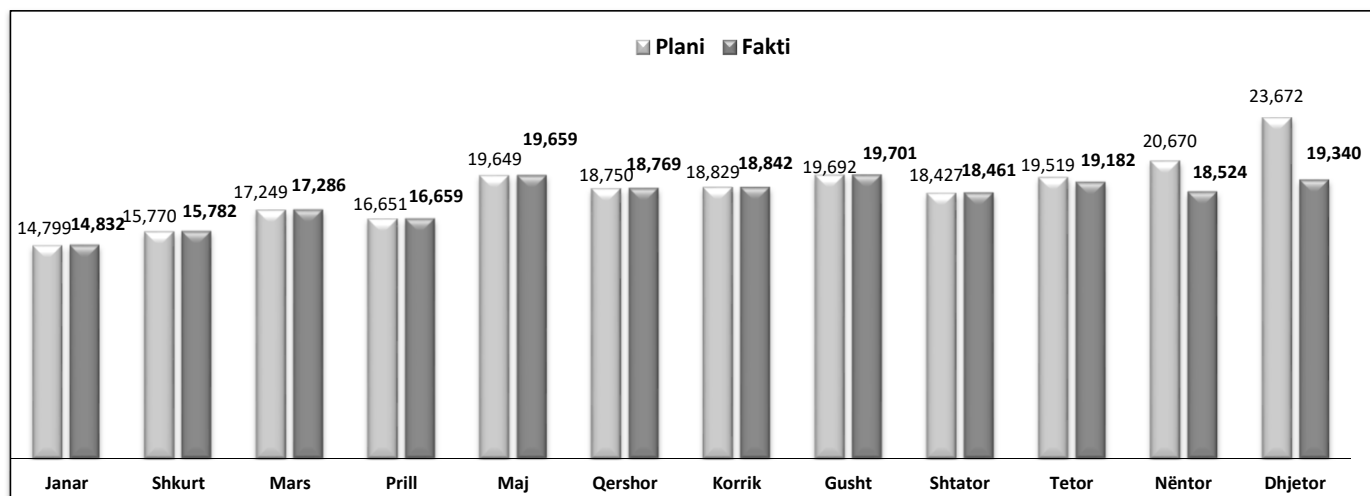


Tabela 2 Realizimi i të Ardhurave Doganore në vite

Table 2 Customs Revenues in years

Në milion lekë

Muajt	2019	2020	2021	2022	2023	Months
Janar	10,604	11,267	11,575	13,397	14,832	January
Shkurt	11,704	12,381	12,223	16,232	15,782	February
Mars	13,271	10,945	14,478	18,710	17,286	March
Prill	13,783	8,966	14,580	17,254	16,659	April
Maj	14,246	11,156	15,055	18,304	19,659	May
Qershor	13,904	13,253	16,875	19,188	18,769	June
Korrik	15,865	14,316	17,160	19,616	18,842	July
Gusht	15,825	13,640	17,335	21,270	19,701	August
Shtator	13,009	13,496	16,859	20,657	18,461	September
Tetor	14,625	14,338	17,951	18,733	19,182	October
Nëntor	13,221	14,031	18,509	17,983	18,524	November
Dhjetor	15,449	14,904	15,839	21,981	19,340	December
Progresivi	165,505	152,693	188,438	223,323	217,038	Total

Nuk janë të zbritura Rimbursimet e Akcizës

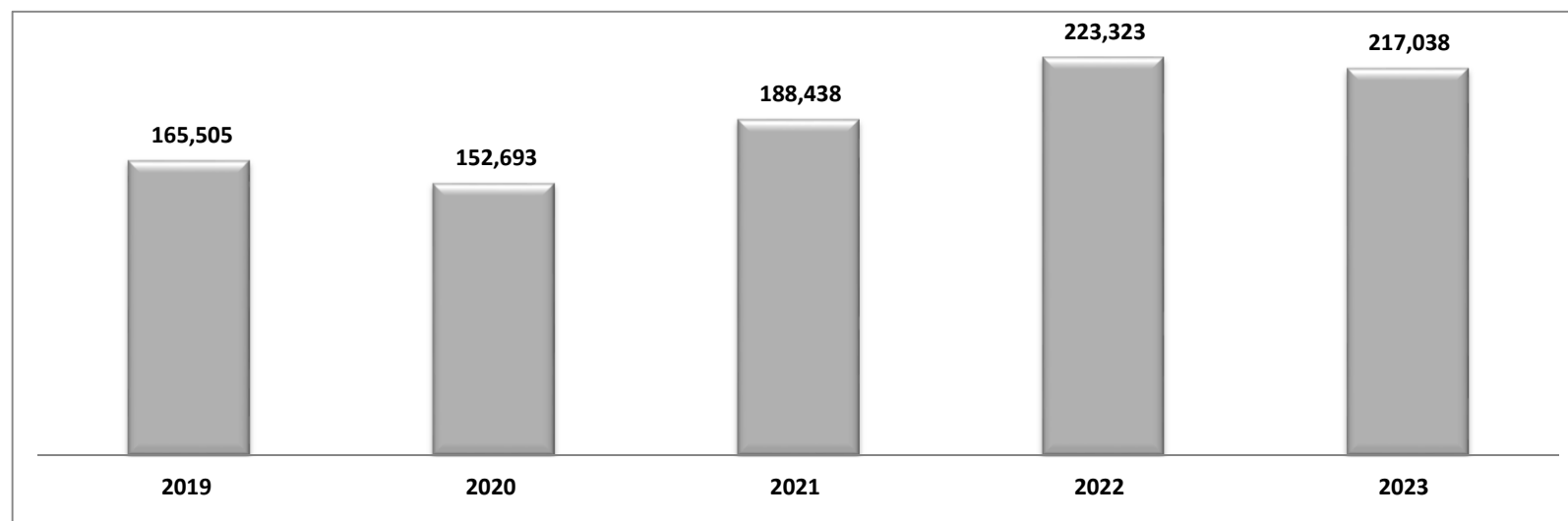


Tabela 3 Taksa Doganore në vite

Table 3 Customs Duty in years

Në milion Lekë

Muajt	2019	2020	2021	2022	2023	Months
Janar	410	451	458	464	584	January
Shkurt	430	503	479	564	672	February
Mars	571	405	569	699	721	March
Prill	555	373	564	644	684	April
Maj	592	514	604	757	826	May
Qershor	559	562	647	777	755	June
Korrik	630	587	716	815	834	July
Gusht	579	550	676	768	813	August
Shtator	478	513	653	787	812	September
Tetor	550	559	678	674	824	October
Nëntor	533	586	655	698	789	November
Dhjetor	581	594	636	800	820	December
Progresivi	6,469	6,200	7,337	8,447	9,133	Total

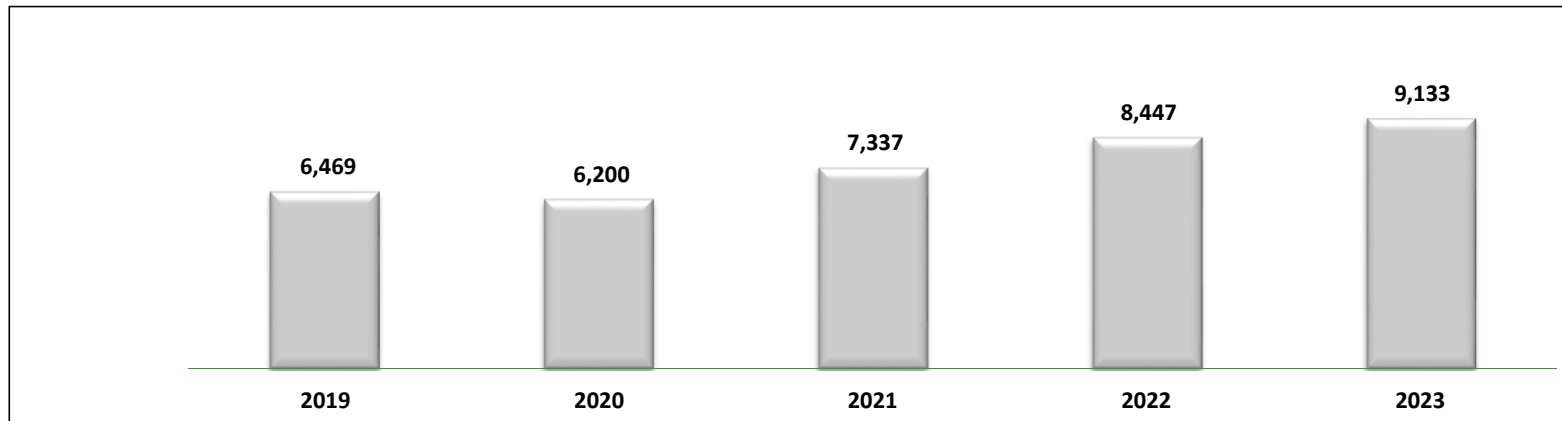
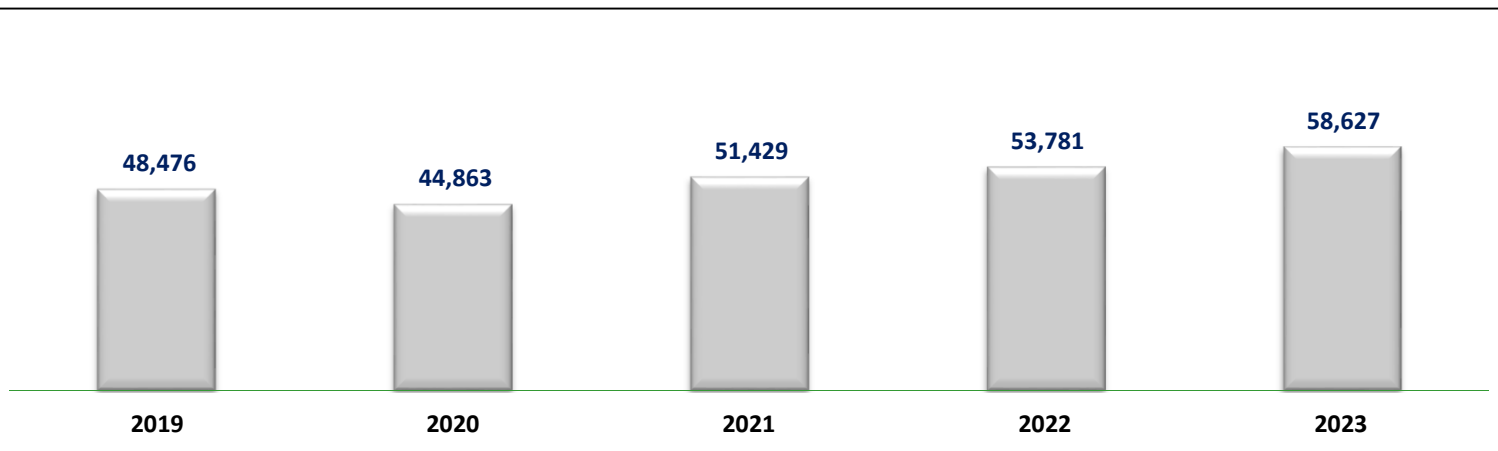


Tabela 4 Akciza në vite
Table 4 Excise in years

Në milion Lekë

Muajt	2019	2020	2021	2022	2023	Months
Janar	3,101	3,446	3,186	3,495	4,135	January
Shkurt	3,269	3,329	3,422	4,025	4,136	February
Mars	3,840	3,512	3,764	3,915	3,867	March
Prill	3,689	2,421	3,703	3,758	3,995	April
Maj	3,891	3,201	4,318	4,391	5,101	May
Qershor	4,327	3,992	4,901	4,741	5,270	June
Korrik	4,861	4,220	4,853	4,923	5,511	July
Gusht	5,309	4,415	5,477	5,647	6,293	August
Shtator	3,960	3,949	4,507	4,683	4,984	September
Tetor	4,124	4,042	4,501	4,512	4,993	October
Nëntor	3,641	4,040	4,247	4,806	4,949	November
Dhjetor	4,465	4,296	4,550	4,887	5,394	December
Progresivi	48,476	44,863	51,429	53,781	58,627	Total



Shënim :

Tabela 5 Tvsh në vite
Table 5 VAT in years

Në milion lekë

Muajt	2019	2020	2021	2022	2023	Months
Janar	6,893	7,124	7,683	9,160	9,878	January
Shkurt	7,849	8,330	8,130	11,317	10,754	February
Mars	8,684	6,833	9,958	13,593	12,326	March
Prill	9,340	6,122	10,137	12,509	11,752	April
Maj	9,477	7,360	9,879	12,720	13,471	May
Qershor	8,856	8,569	11,140	13,243	12,534	June
Korrik	10,195	9,344	11,394	13,565	12,203	July
Gusht	9,788	8,552	11,055	14,426	12,388	August
Shtator	8,323	8,867	11,500	14,931	12,419	September
Tetor	9,656	9,609	12,566	13,392	13,125	October
Nëntor	8,805	9,239	13,369	12,035	12,621	November
Dhjetor	10,267	9,670	10,527	16,006	12,915	December
Progresivi	108,133	99,617	127,338	156,898	146,386	Total

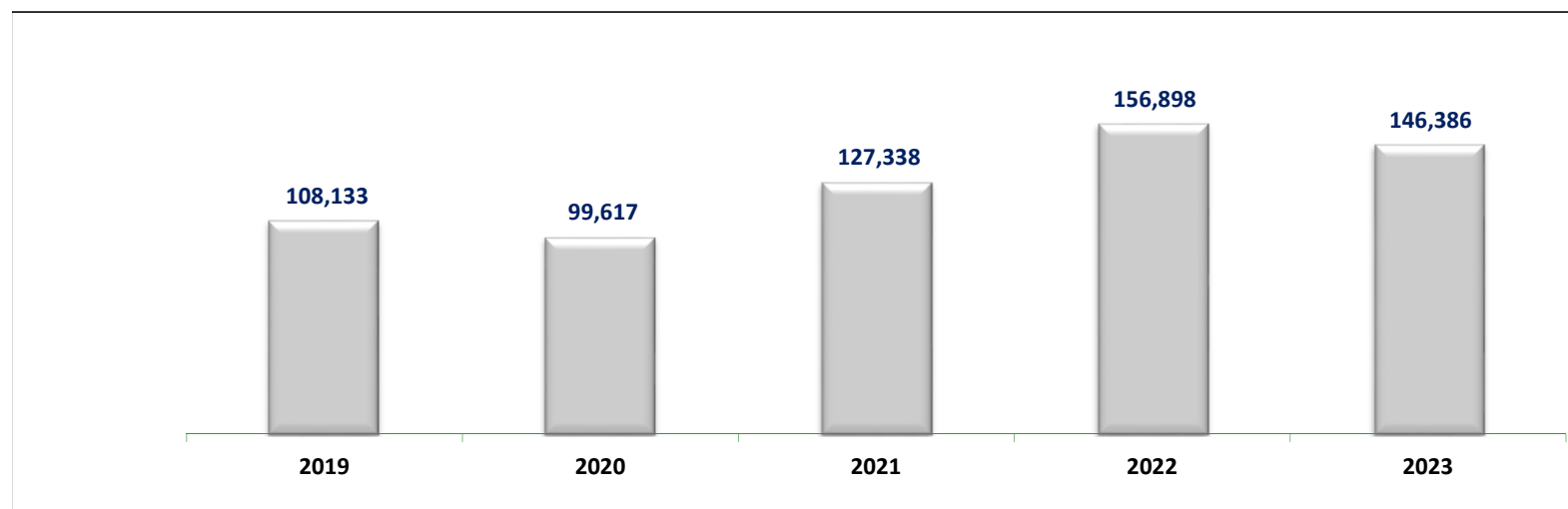


Tabela 6 Renta Minerare në vite
Table 6 Mineral Royalty in years

Në milion Lekë

Muajt	2019	2020	2021	2022	2023	Months
Janar	201	246	247	277	235	January
Shkurt	155	219	191	326	220	February
Mars	176	196	187	502	372	March
Prill	199	49	175	344	228	April
Maj	286	81	255	437	261	May
Qershor	162	130	187	427	211	June
Korrik	178	164	197	312	294	July
Gusht	148	123	127	429	208	August
Shtator	247	167	199	256	246	September
Tetor	295	128	206	154	240	October
Nëntor	242	166	238	445	165	November
Dhjetor	136	343	127	289	211	December
Progresivi	2,427	2,012	2,335	4,198	2,891	Total

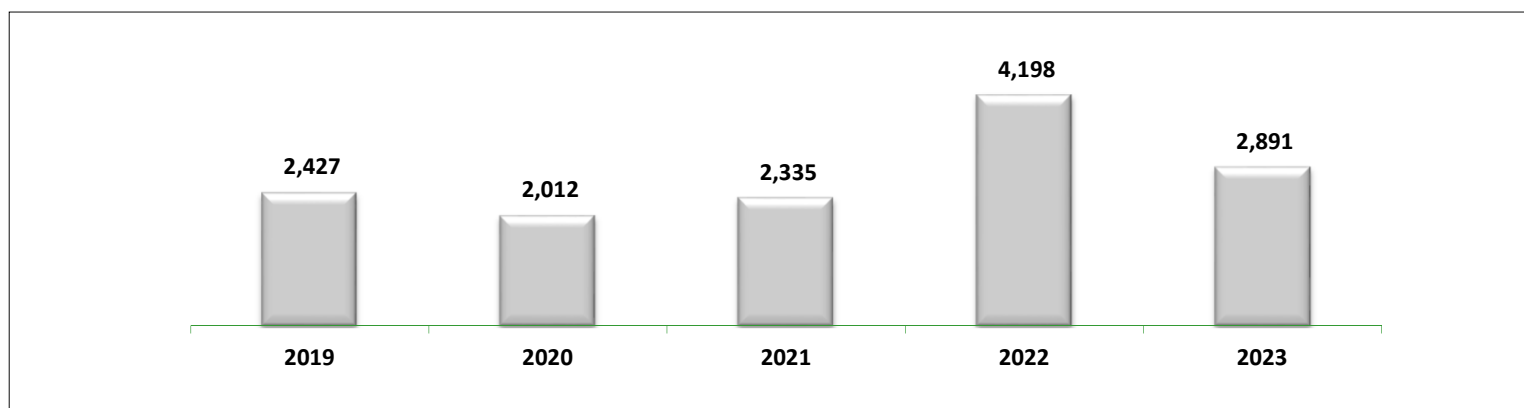


Tabela 7 Niveli mesatar i taksës doganore në vite

Table 7 Average Tariff Rate in years

Muajt	2019	2020	2021	2022	2023	Months
Janar	1.16	1.39	1.28	1.11	1.28	January
Shkurt	1.29	1.28	1.17	1.04	1.24	February
Mars	1.36	1.22	1.12	1.05	1.17	March
Prill	1.43	1.15	1.12	1.06	1.17	April
Maj	1.40	1.48	1.29	1.25	1.28	May
Qershor	1.40	1.40	1.22	1.22	1.26	June
Korrik	1.42	1.34	1.32	1.27	1.48	July
Gusht	1.44	1.39	1.30	1.13	1.40	August
Shtator	1.21	1.24	1.19	1.11	1.37	September
Tetor	1.23	1.18	1.12	1.04	1.32	October
Nëntor	1.21	1.34	1.01	1.21	1.32	November
Dhjetor	1.17	1.22	1.25	1.01	1.33	December
Niveli mesatar	1.31	1.30	1.19	1.12	1.30	Average tariff rate

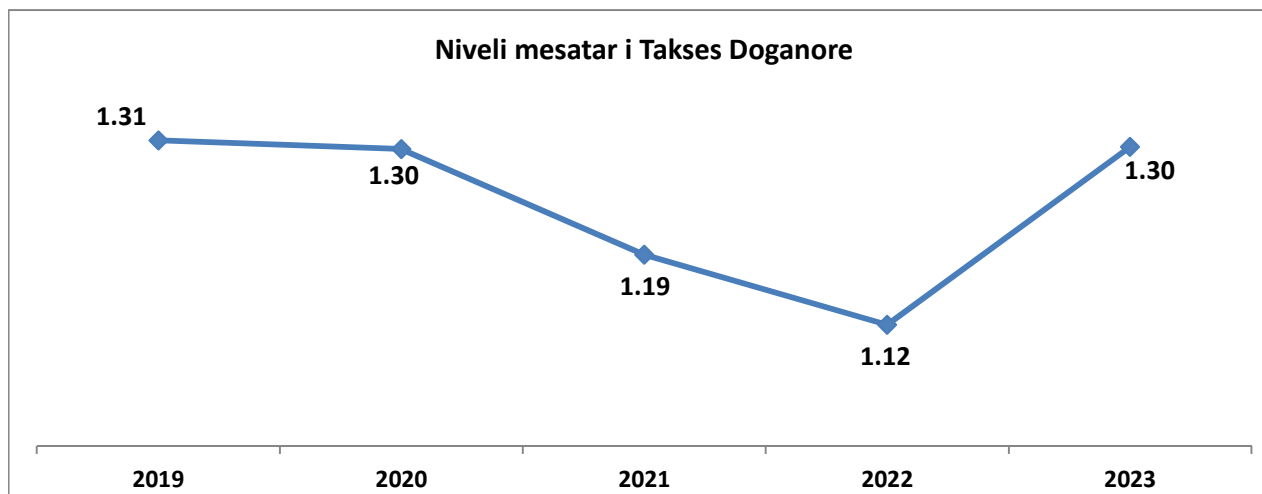


Tabela 8 Vlera e Importeve sipas muajve

Table 8 Value of imports by months

Në milion lekë

Muajt	Import		Import i Taksuar		Import i Pataksuar		Përpunim Aktiv		Të Tjera		Months
	Vlera		Vlera	%	Vlera	%	Vlera	%	Vlera	%	
Janar	60,519		45,632	75.4	808	1.3	12,067	19.9	2,012	3.3	January
Shkurt	71,053		54,220	76.3	960	1.4	14,133	19.9	1,740	2.4	February
Mars	82,699		61,542	74.4	1,369	1.7	17,566	21.2	2,222	2.7	March
Prill	77,815		58,527	75.2	1,352	1.7	14,997	19.3	2,939	3.8	April
Maj	83,786		64,561	77.1	1,083	1.3	14,706	17.6	3,436	4.1	May
Qershor	78,000		60,085	77.0	1,329	1.7	13,366	17.1	3,219	4.1	June
Korrik	73,476		56,277	76.6	803	1.1	13,126	17.9	3,270	4.5	July
Gusht	69,862		57,984	83.0	1,016	1.5	8,349	12.0	2,512	3.6	August
Shtator	74,673		59,235	79.3	1,363	1.8	12,178	16.3	1,897	2.5	September
Tetor	80,349		62,442	77.7	688	0.9	14,499	18.0	2,720	3.4	October
Nëntor	74,661		59,591	79.8	612	0.8	10,969	14.7	3,488	4.7	November
Dhjetor	74,333		61,555	82.8	714	1.0	10,086	13.6	1,978	2.7	December
Progresivi	901,226		701,651	77.9	12,098	1.3	156,043	17.3	31,434	3.5	0

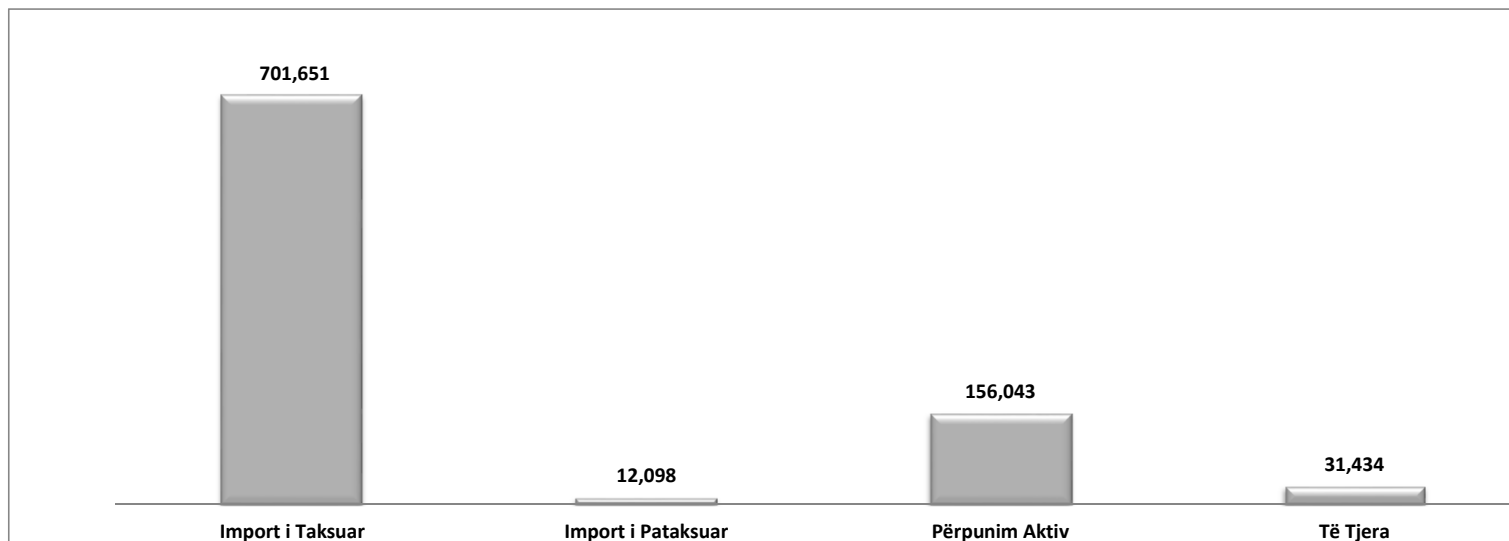


Tabela 9 Vlera e Importeve në vite

Table 9 Value of Imports in years

Në milion lekë

Vitet	2019	2020	2021	2022	2023	Years
Importi I Taksuar	494,475	477,138	614,976	752,703	701,651	Taxable imports
Importi I Pataksuar	16,225	7,025	13,157	12,713	12,098	Untaxable imports
Importi me RPA	133,480	121,677	150,297	181,581	156,043	Import under inward processing
Të tjera Importe	25,989	25,333	30,713	33,642	21,183	Other imports
Totali I Importeve	670,170	631,173	809,142	980,638	890,975	Total of imports

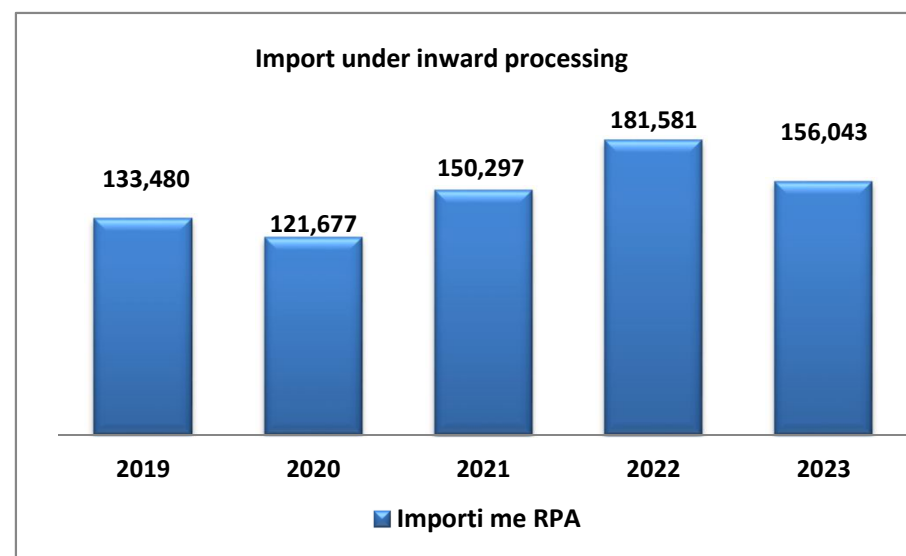
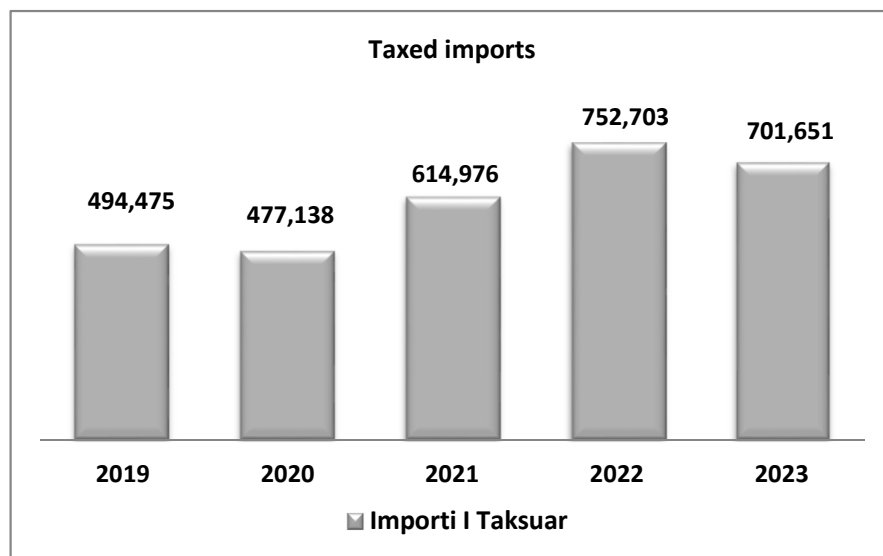


Tabela 10 Importi i Taksuar në vite
Table 10 Taxable imports in years

Në milion lekë

Muajt	2019	2020	2021	2022	2023	Months
Janar	35,206	32,536	35,924	41,971	45,632	January
Shkurt	33,346	39,408	40,925	54,137	54,220	February
Mars	42,104	33,062	50,666	66,826	61,542	March
Prill	38,858	32,600	50,522	60,559	58,527	April
Maj	42,279	34,790	46,920	60,717	64,561	May
Qershor	40,015	40,220	53,043	63,707	60,085	June
Korrik	44,532	43,777	54,027	64,235	56,277	July
Gusht	40,302	39,663	51,866	67,890	57,984	August
Shtator	39,384	41,387	54,779	70,750	59,235	September
Tetor	44,772	47,298	60,431	64,955	62,442	October
Nëntor	43,978	43,719	65,108	57,698	59,591	November
Dhjetor	49,699	48,679	50,763	79,257	61,555	December
Progresivi	494,475	477,138	614,976	752,703	701,651	Total

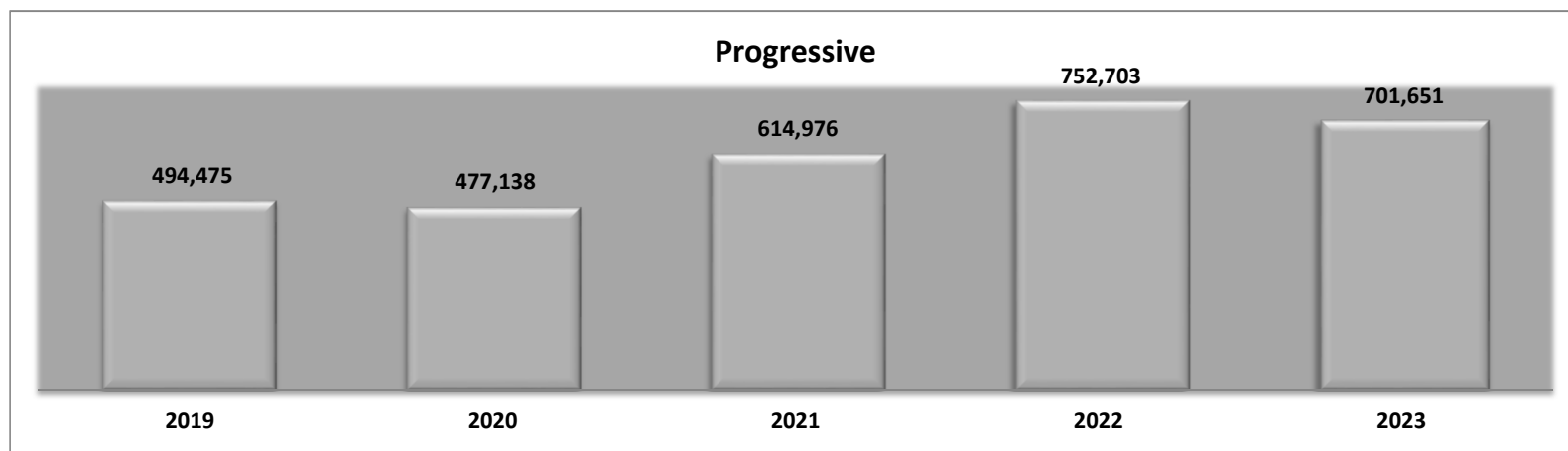


Tabela 11 Importi i Pataksuar në Vite
Table 11 Not Taxable Imports in years

Në milion lekë

Muajt	2019	2020	2021	2022	2023	Months
Janar	717	580	391	675	808	January
Shkurt	1,911	552	1,515	367	960	February
Mars	1,852	270	1,288	827	1,369	March
Prill	1,894	499	853	762	1,352	April
Maj	1,932	865	837	1,236	1,083	May
Qershor	2,105	356	1,013	1,267	1,329	June
Korrik	1,360	405	3,710	1,002	803	July
Gusht	1,040	709	695	1,174	1,016	August
Shtator	1,152	742	812	1,222	1,363	September
Tetor	1,289	452	924	1,081	688	October
Nëntor	424	440	697	1,937	612	November
Dhjetor	551	1,154	423	1,163	714	
Progresivi	16,225	7,025	13,157	12,713	12,098	Total

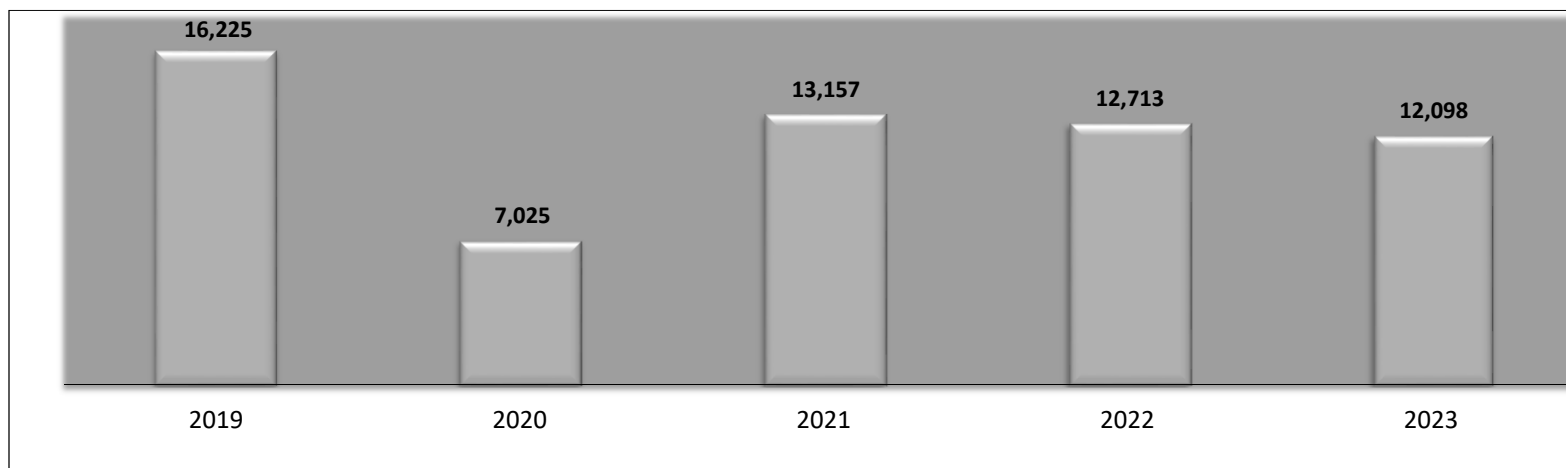


Table 12 Import I Përpnimit Aktiv në Vite

Table 12 Import Under Inward processing in years

Në milion lekë

Muajt	2019	2020	2021	2022	2023	Months
Janar	9,075	8,923	9,114	12,067	12,067	January
Shkurt	10,954	11,821	10,713	13,716	14,133	February
Mars	11,700	8,763	12,834	15,992	17,566	March
Prill	11,906	5,783	12,015	16,505	14,997	April
Maj	12,812	9,283	14,536	17,501	14,706	May
Qershor	12,085	11,575	13,719	16,173	13,366	June
Korrik	12,011	12,486	13,903	16,188	13,126	July
Gusht	7,383	8,124	8,771	9,869	8,349	August
Shtator	10,644	10,404	13,485	15,470	12,178	September
Tetor	12,444	12,087	15,493	17,276	14,499	October
Nëntor	11,757	11,711	15,255	17,335	10,969	November
Dhjetor	10,709	10,718	10,459	13,489	10,086	
Progresivi	133,480	121,677	150,297	181,581	156,043	Total

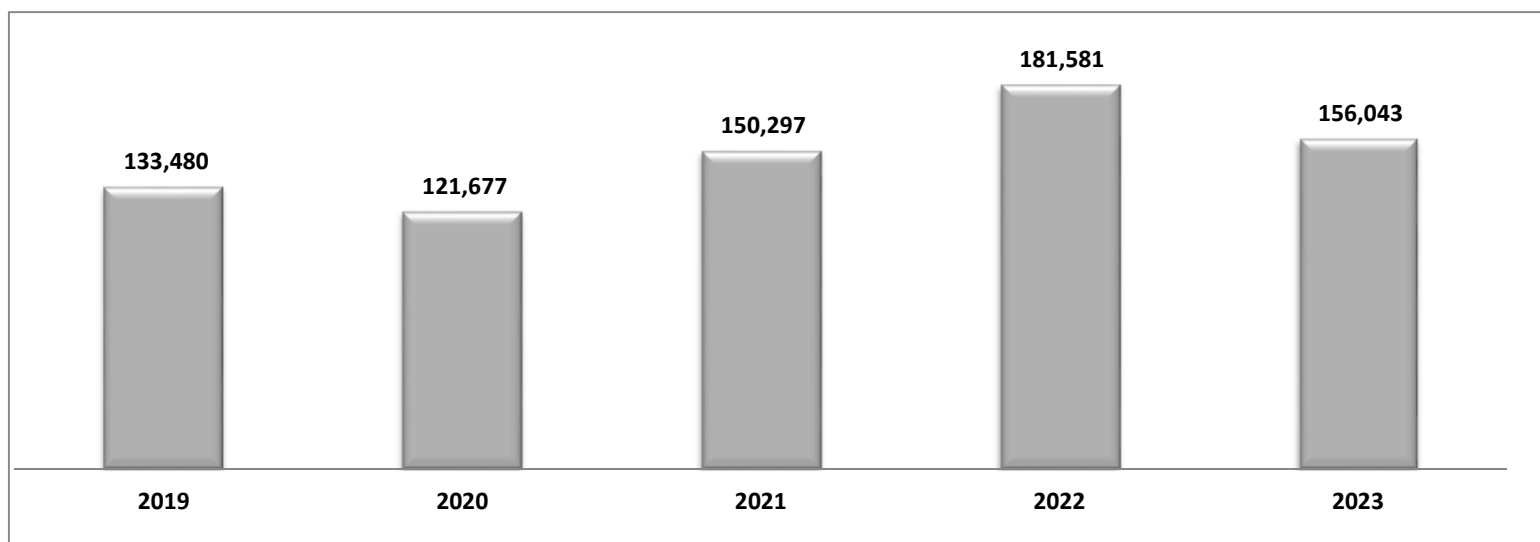


Tabela 13 Kursi i këmbimit të dollarit amerikan kundrejt lekut

Table 13 Exchange rate USD/Lek

Muajt	2019	2020	2021	2022	2023	Months
Janar	107.82	108.64	100.84	106.54	107.05	January
Shkurt	108.58	110.71	101.97	108.18	107.72	February
Mars	110.51	111.38	101.99	111	108.43	March
Prill	111.67	118.75	104.91	112.23	103.96	April
Maj	110.09	113.55	101.89	114.56	101.12	May
Qershor	109.97	111.76	100.96	112.51	101.23	June
Korrik	107.69	110.95	103.1	114.22	94.85	July
Gusht	109.07	105.61	102.32	114.46	94.84	August
Shtator	110.59	104.33	103.14	117.26	99.55	September
Tetor	111.70	105.99	104.79	116.6	100.48	October
Nëntor	110.44	106.16	105.47	115.48	97.68	November
Dhjetor	109.85	111.34	103.85	112.72	93.32	December
Kursi mesatar	109.83	109.93	102.94	112.98	100.85	Average rate

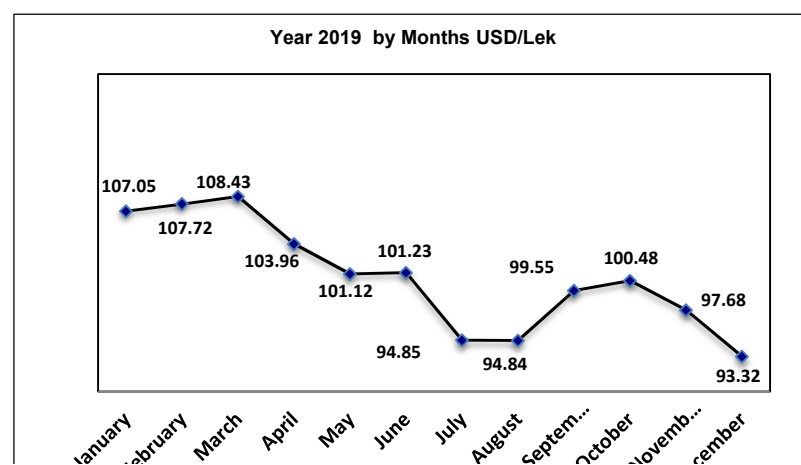
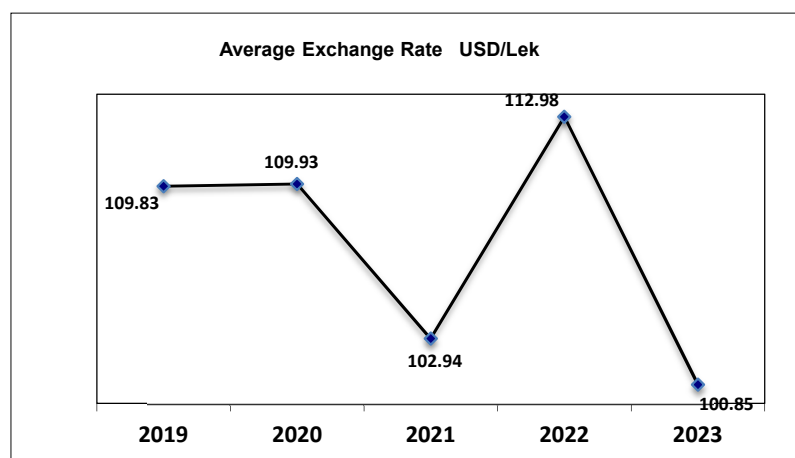


Tabela 14 Kursi i këmbimit të Euros kundrejt lekut

Table 14 Exchange rate Euro/Lek

Muajt	2019	2020	2021	2022	2023	Months
Janar	123.42	121.77	123.7	120.76	114.23	January
Shkurt	124.64	122.13	123.61	120.90	116.5	February
Mars	125.92	122.74	123.67	121.32	115.04	March
Prill	125.34	130.66	123.16	121.62	113.2	April
Maj	123.38	123.49	123.19	121.1	111.12	May
Qershor	122.63	124.33	123.05	120.75	109.69	June
Korrik	122.65	124.34	122.67	119.13	104.58	July
Gusht	121.64	123.95	121.80	116.78	104.47	August
Shtator	122.12	124.09	121.95	117.19	108.21	September
Tetor	122.11	124.05	121.54	118.85	106.63	October
Nentor	123.25	123.93	122.84	118.07	105.55	November
Dhjetor	133.64	124.30	122.52	116.86	101.92	December
Kursi mesatar	124.23	124.15	122.81	119.44	109.26	Average rate

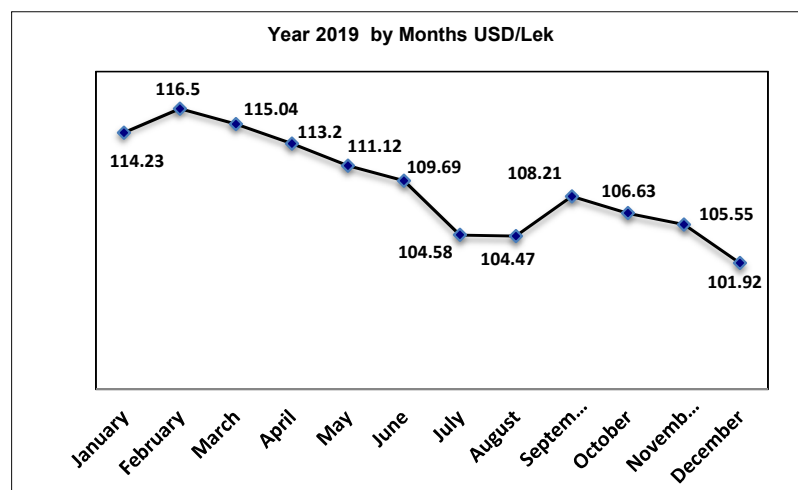
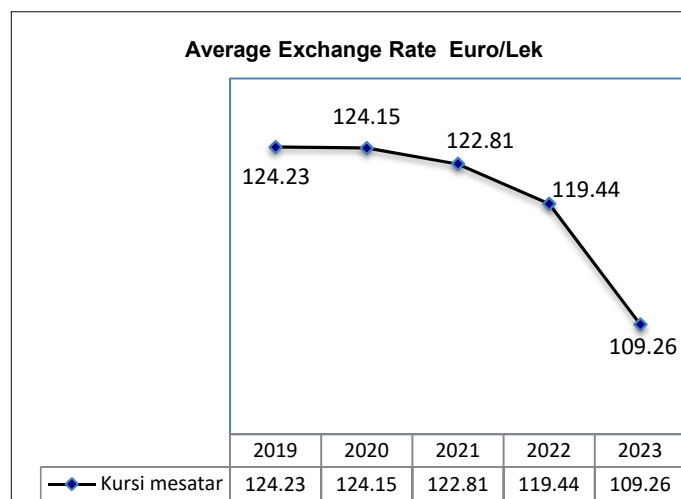


Tabela 15 Mallrat kryesore të Akcisës sipas muajve (Cigare, Birrë, Karburante, Kafe)

Table 15 Main Excise Commodities by months(Cigarette, Beer,Fuel,Coffee)

Muajt	Cigare Cigarette	Birrë Beer	Karburante Fuel	Kafe Coffee	Months
Janar	293	2,949	40,734	534	January
Shkurt	251	2,175	41,504	492	February
Mars	126	2,981	46,081	809	March
Prill	195	4,183	45,669	956	April
Maj	236	5,081	54,902	597	May
Qershor	248	5,467	54,994	671	June
Korrik	327	7,520	59,363	706	July
Gusht	237	8,874	65,569	1,051	August
Shtator	435	3,817	52,435	860	September
Tetor	316	3,839	51,100	712	October
Nëntor	259	4,022	48,370	621	November
Dhjetor	262	4,650	53,816	603	December
Progresivi	3,186	55,558	614,537	8,612	Total

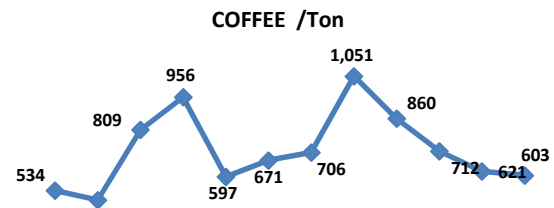
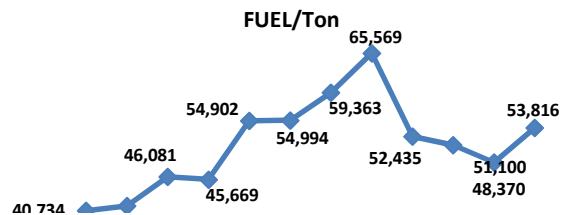
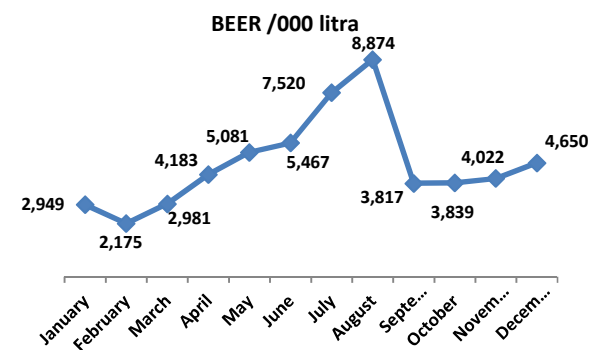
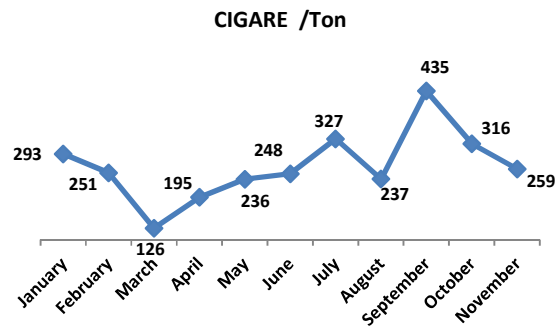


Tabela 16 Mallrat kryesore të Akcisës sipas viteve (Kafe, Birrë, Cigare, Karburante)

Table 16 Main Excise Commodities by years (Coffee, Beer, Cigarette, Fuel)

Vitet	Kafe	Birrë	Cigare	Karburante	Vitet
	Coffee	Beer	Cigarette	Fuel	
	Sasia/Ton	Sasia/ 000/Litra	Sasia/Ton	Sasia/ Ton	
2019	8,616	43,399	2,978	520,200	2019
2020	8,162	44,811	2,713	532,994	2020
2021	8,941	41,988	2,934	611,195	2021
2022	7,649	49,892	3,147	556,653	2022
2023	8,612	55,558	3,186	614,537	2023

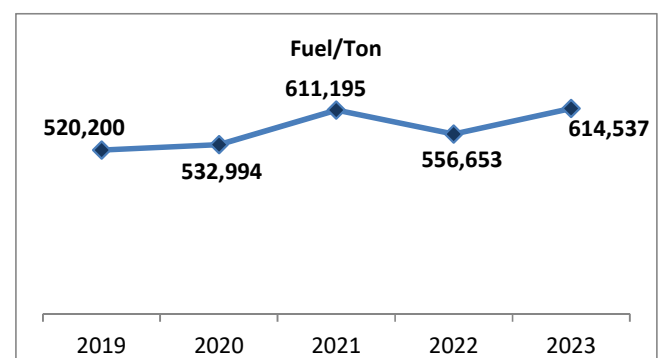
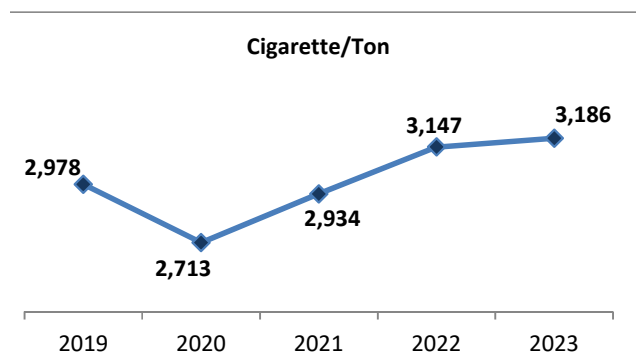
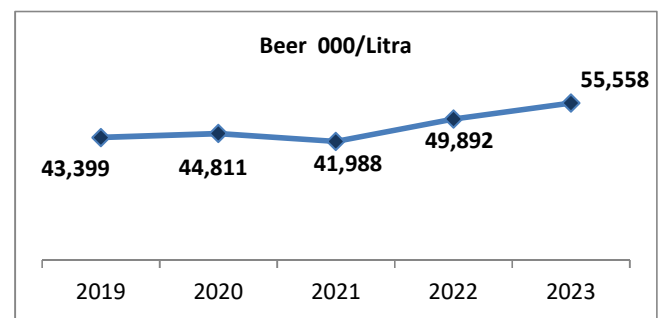
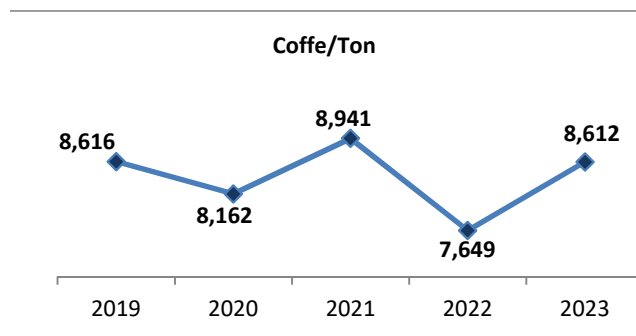


Tabela 17 Të ardhurat sipas mallrave kryesore Dhjetor 2023

	Pershkrimi	Të Ardhurat në Milion Lekë	Kontributi në % ndaj të ardhurave gjithësej
1	Karburante Import	48,067	22.1
2	Cigare	28,878	13.31
3	Metalet baze dhe artikujt prej tyre	13,932	6.42
4	Automjeteve te perdorura	9,963	4.59
5	ushqime te pergatitura	5,949	2.74
6	Veshje, Tekstile	5,501	2.53
7	Plastika dhe artikujt	5,328	2.45
8	Materiale te ndertimit	4,958	2.28
9	Detergjentet; parfumeri	4,618	2.13
10	Gaz i Lëngët	4,592	2.12
11	Energji Elektrike	3,890	1.79
12	Elektro shtepiake	3,544	1.63
13	Kimikatet inorganik kimik	3,317	1.53
14	Birre Importi	3,276	1.51
15	Fruta Perime	2,563	1.18
16	Mishi	2,486	1.15
17	Mobilieve Ndricules ndertesa	2,281	1.05
18	Druri kashta dhe artikuj prej tyre	2,208	1.02
19	Rente Minerare Naftë Bruto	2,172	1.00
20	Veshjet e Kembes dhe Kokes	2,163	1.00
	Total	159,685	73.57

Table 17 Main Imports Revenues Collected December 2023

	Description	Revenues In Million Leke	Contribution in % to Customs Revenues
1	Fuels Import	48,067	22.15
2	Cigars	28,878	13.31
3	Base metals and articles thereof	13,932	6.42
4	Used vehicles for the transport	9,963	4.59
5	Prepared foods	5,949	2.74
6	Clothing, Textiles	5,501	2.53
7	Plastics and articles thereof	5,328	2.45
8	Construction Materials	4,958	2.28
9	Organic surface-active agents, Perfumes	4,618	2.13
10	Petroleum gases and other gaseous hydrocarbons	4,592	2.12
11	Electrical energy	3,890	1.79
12	Electro domestic, electric stoves pianura; boiler, washing machine frigorifer	3,544	1.63
13	Chemicals	3,317	1.53
14	Beer Import	3,276	1.51
15	Fruits Vegetables	2,563	1.18
16	Meaty	2,486	1.15
17	Spot Lights building furniture	2,281	1.05
18	Wood and articles of straw	2,208	1.02
19	Royalty for Crude Oil Export	2,172	1.00
20	Leg and head dresses	2,163	1.00
	Total	159,685	73.57