



**General Directorate of Customs  
Fiscal Analyses Unit**

**BULETINI I TREGTISË SË JASHTME  
Janar-Dhjetor 2023  
BULETIN OF FOREIGN TRADE  
January-December 2023**

Nr	Permbajtja
<b>Pjesa e I-re</b>	<b>Tabelat e Importit mujor dhe progresiv</b>
Tabela 1	Vlerat e Importit Janar-Dhjetor 2019-2023 / Ne mln leke
Tabela 2-2/1	Vlerat e Importit Janar-Dhjetor 2019-2023 / Ne mln Euro/ne mln \$
Tabela 3	Volumi I Importit ne peshe neto Janar-Dhjetor 2019-2023 / Ne Ton
<b>Pjesa e II-te</b>	<b>Tabelat e Eksportit mujor dhe progresiv</b>
Tabela 4	Vlerat e Eksportit Janar-Dhjetor 2019-2023 / Ne mln leke
Tabela 5-5/1	Vlerat e Eksportit Janar-Dhjetor 2019-2023 / Ne mln Euro; Ne mln \$
Tabela 6	Volumi I Eksportit ne peshe neto Janar-Dhjetor 2019-2023 / Ne Ton
<b>Pjesa III-te</b>	<b>Kurset e kembimit 2019-2023</b>
Tabela 7	Kursi I kembimit te Dollarit kundrejt Lekut Janar-Dhjetor 2019-2023
Tabela 8	Kursi I kembimit te Euros kundrejt Lekut Janar-Dhjetor 2019-2023
<b>Pjesa e IV-t</b>	<b>Diferencat Eksport-Import</b>
Tabela 9	Vlerat Eksport-Import-diference Janar-Dhjetor 2019-2023 / Ne mln Leke
Tabela 9/1-9/2	Vlerat Eksport-Import-diference Janar-Dhjetor 2019-2023 / Ne mln Euro; Ne mln \$
<b>Pjesa e V-te</b>	<b>Struktura e Import-Eksporteve sipas shteteve</b>
Tabela 10	Struktura e Importeve BE-Jo BE Janar-Dhjetor 2022-2023
Tabela 11	Struktura e Importeve BE Janar-Dhjetor 2022-2023 ( e detajuar)
Tabela 12	Struktura e Eksporteve BE-Jo BE Janar-Dhjetor 2022-2023
Tabela 13	Struktura e Eksporteve BE Janar-Dhjetor 2022-2023 ( e detajuar)
Tabela 14	Vlerat e Importeve sipas vendit te Origjines Janar-Dhjetor 2019-2023 / Ne mln leke
Tabela 15	Volumi I Importeve sipas vendit te Origjines Janar-Dhjetor 2019-2023 / Ne Ton
Tabela 16	Vlerat e Eksportit sipas vendit te Destinacionit Janar-Dhjetor 2019-2023 / Ne mln leke
Tabela 17	Volumi i Eksportit sipas vendit te Destinacionit Janar-Dhjetor 2019-2023 / Ne Ton
<b>Pjesa VI-te</b>	<b>Struktura e Import Eksporteve sipas Kapitujve HS</b>
Tabela 18	Importi sipas Kapitujve te HS Janar-Dhjetor 2019-2023 / Ne mln leke
Tabela 19	Importi sipas Kapitujve te HS Janar-Dhjetor 2019-2023 / Ne Ton
Tabela 20	Eksporti sipas Kapitujve te HS Janar-Dhjetor 2019-2023 / Ne mln leke
Tabela 21	Eksporti sipas Kapitujve te HS Janar-Dhjetor 2019-2023 / Ne Ton
Tabela 22	Pershkrimi I Seksioneve HS
<b>Pjesa VII-te</b>	<b>Struktura e Import Eksporteve sipas Tipeve dhe Procedurave</b>
Tabela 23	Importi sipas Procedurave Janar-Dhjetor 2022-2023 Volumi/Ton Vlerat/mln leke
Tabela 24	Eksporti sipas Procedurave Janar-Dhjetor 2022-2023 Volumi/Ton Vlerat/mln leke
<b>Pjesa VIII-te</b>	<b>Mareveshje dy ose shume paleshe</b>
Tabela 25	Marreveshja e Treg. se Lire (Imp)sipas shteteve Janar-Dhjetor 2022-2023 Vol/Ton VI/ mln leke
Tabela 26	Marreveshja e Treg. se Lire (Exp)sipas shteteve Janar-Dhjetor 2022-2023 Vol/Ton VI/ mln leke

No	Table of Contents
<b>First Part</b>	<b>Monthly and progressive Import tables</b>
Table 1	Monthly and progressive import Values January-December 2019-2023 / mln leks
Table 2-2/1	Import Values January-December 2019-2023 / mln USD and mln/Euro
Table 3	Import Volume January-December 2019-2023 / Ton
<b>Second Part</b>	<b>Monthly and progressive Export tables</b>
Table 4	Monthly and progressive Export Values January-December 2019-2023 / mln lek
Table 5-5/1	Export Values January-December 2019-2023 / mln USD and mln/Euro
Table 6	Exporty Net weight January-December 2019-2023 / Ton
<b>Third Part</b>	<b>Exchange Rate 2019-2023</b>
Table 7	Exchange rate USD/lek January-December 2019-2023
Table 8	Exchange rate Euro/leks January-December 2019-2023
<b>Fourth Part</b>	<b>Eksport-Import Differences</b>
Table 9	Import-Export Values (Differences ) January-December 2019-2023 / mln leks
Table 9/1-9/2	Import-Export Values (Differences ) January-December 2019-2023 / mln USD, mln Euro
<b>Fifth Part</b>	<b>Import-Export Structure by Countries</b>
Table 10	Import Structure EU non EU January-December 2022-2023
Table 11	Import Structure EU January-December 2022-2023 ( detailed)
Table 12	Export Structure EU non EU January-December 2022-2023
Table 13	Export Structure EU January-December 2022-2023 ( detailed)
Table 14	Import Value January-December 2019-2023 / mln leks ( by Country of Origin )
Table 15	Import Volume January-December 2019-2023 / Ton ( by Country of Origin )
Table 16	Export Value January-December 2019-2023 / mln lek ( by Country of Destination )
Table 17	Export Volume January-December 2019-2023 / Ton ( by Country of Destination )
<b>Sixth Part</b>	<b>Import-Export Structure by HS Chapter</b>
Table 18	Import by Chapter January-December 2019-2023 / mln leks
Table 19	Import by Chapter January-December 2019-2023 /Ton
Table 20	Export by Chapter January-December 2019-2023 / mln lek
Table 21	Export by Chapter January-December 2019-2023 /Ton
Table 22	HS Sections Description
<b>Seventh Part</b>	<b>Import-Export Structure by Type of Procedure</b>
Table 23	Import by Total Procedure January-December 2022-2023 Volume/Ton Value/mln lek
Table 24	Export by Total Procedure January-December 2022-2023 Volume/Ton Value/mln lek
<b>Eighth Part</b>	<b>Bilateral and Multilateral Agreements</b>
Table 25	Free Trade Agreement (Imp)by countries January-December 2022-2023 Vol/Ton VI/ mln lek
Table 26	Free Trade Agreement (Exp)by countries January-December 2022-2023 Vol/Ton VI/ mln lek

Tabela 1 Vlerat e Importeve në mln lekë

Table 1 Value of Imports in mln lek

Në milion lekë

Muajt	2019	2020	2021	2022	2023	Months
Janar	42,050	41,852	45,466	55,024	58,277	January
Shkurt	49,704	51,702	53,262	68,825	69,717	February
Mars	56,156	41,956	64,487	83,975	80,550	March
Prill	57,143	38,915	63,329	78,009	75,351	April
Maj	59,206	44,922	61,918	79,711	80,696	May
Qershor	53,589	52,233	67,362	81,352	75,006	June
Korrik	59,672	56,726	71,685	81,942	70,624	July
Gusht	51,594	48,422	61,001	79,810	67,960	August
Shtator	52,196	52,579	69,197	88,039	73,362	September
Tetor	59,467	59,680	76,570	83,410	78,160	October
Nentor	53,093	55,965	80,618	77,511	71,622	November
Dhjetor	55,743	61,806	87,988	94,744	72,909	December
<b>Totali</b>	<b>649,613</b>	<b>606,759</b>	<b>802,884</b>	<b>952,353</b>	<b>874,233</b>	<b>Total</b>

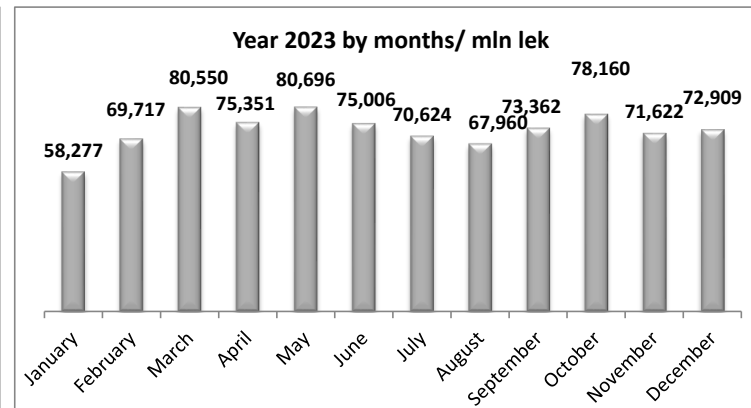
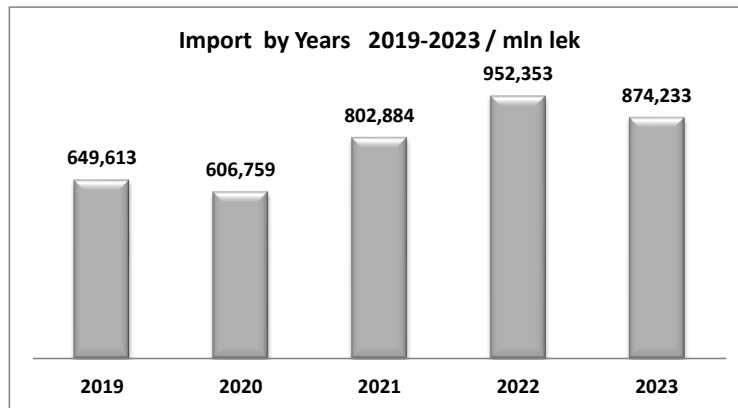


Tabela 2 Vlerat e Importeve në mln Euro

Table 2 Values of Imports in mln Euro

Në milion Euro

Muajt	2019	2020	2021	2022	2023	Months
Janar	340.7	343.7	367.6	455.7	510.2	January
Shkurt	398.8	423.3	430.9	569.3	598.2	February
Mars	446.0	341.8	521.4	692.2	700.2	March
Prill	455.9	297.8	514.2	641.4	665.6	April
Maj	479.9	363.8	502.6	658.2	726.2	May
Qershor	437.0	420.1	547.4	673.7	683.8	June
Korrik	486.5	456.2	584.4	687.8	675.3	July
Gusht	424.2	390.7	500.8	683.4	650.5	August
Shtator	427.4	423.7	567.4	750.8	678.0	September
Tetor	487.0	481.1	630.0	715.4	733.0	October
Nentor	430.8	451.6	656.3	656.5	678.6	November
Dhjetor	455.0	499.3	726.0	810.7	715.4	December
<b>Totali</b>	<b>5,269</b>	<b>4,893</b>	<b>6,549</b>	<b>7,995</b>	<b>8,015</b>	<b>Total</b>

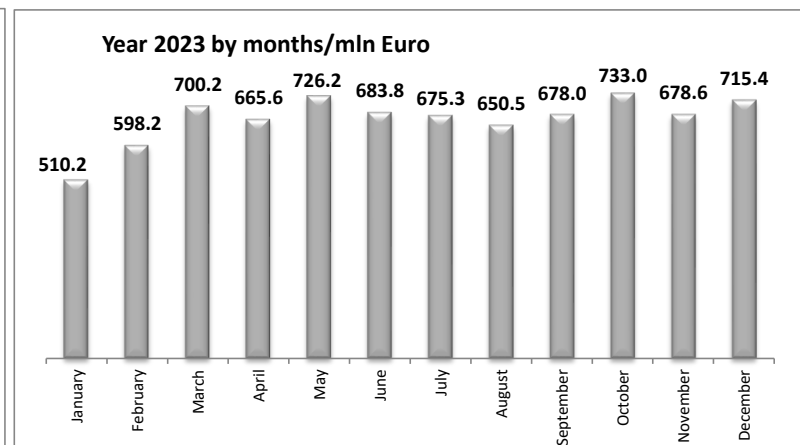
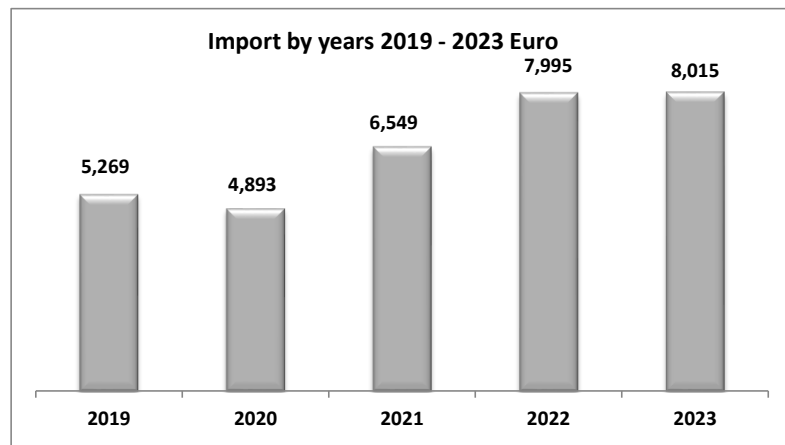


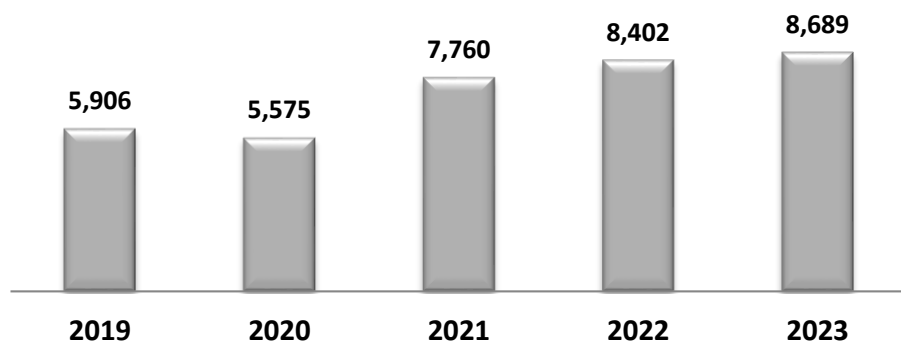
Tabela 2/1 Vlerat e Importeve në mln USD

Table 2/1 Values of Imports in mln USD

Në milion USD

Muajt	2019	2020	2021	2022	2023	Months
Janar	390	385	451	516	544	January
Shkurt	458	467	522	636	647	February
Mars	508	377	632	757	743	March
Prill	512	328	604	695	725	April
Maj	538	396	608	696	798	May
Qershor	487	467	667	723	741	June
Korrik	554	511	695	717	745	July
Gusht	473	459	596	697	717	August
Shtator	472	504	671	751	737	September
Tetor	532	563	731	702	778	October
Nentor	481	523	764	671	733	November
Dhjetor	501	595	819	841	781	December
<b>Totali</b>	<b>5,906</b>	<b>5,575</b>	<b>7,760</b>	<b>8,402</b>	<b>8,689</b>	<b>Total</b>

Import by Years 2019-2023/mln USD



Year 2023 by months /mln USD

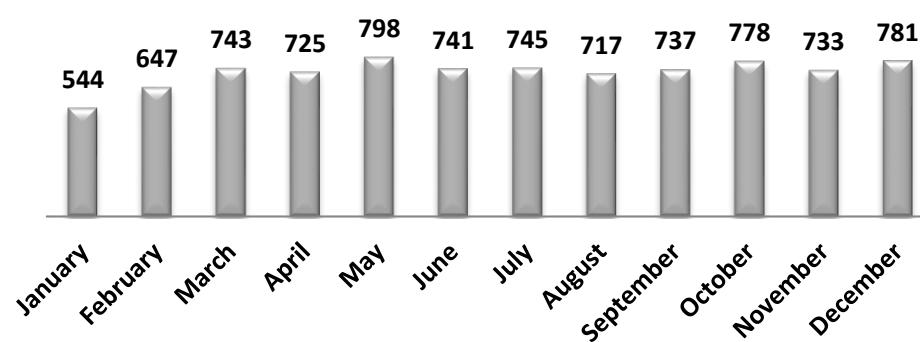


Tabela 3 Volumi i Importeve në Peshë Neto

Table 3 Volume of Import in Net Mass

Ton

Muajt	2019	2020	2021	2022	2023	Months
Janar	316,928	339,841	368,872	371,224	385,340	January
Shkurt	308,729	388,643	392,544	418,915	449,505	February
Mars	408,646	311,387	527,229	480,558	509,908	March
Prill	416,269	416,751	497,423	455,859	497,205	April
Maj	427,467	378,659	516,526	450,179	551,756	May
Qershor	411,367	483,143	526,875	428,998	520,077	June
Korrik	451,506	481,600	532,547	421,944	532,251	July
Gusht	465,167	441,048	543,222	510,401	521,376	August
Shtator	391,076	462,931	517,136	542,670	491,515	September
Tetor	426,736	473,749	518,736	488,908	554,430	October
Nentor	346,378	464,087	506,743	436,335	518,353	November
Dhjetor	366,716	489,567	516,096	472,513	553,633	December
<b>Totali</b>	<b>4,736,986</b>	<b>5,131,408</b>	<b>5,963,950</b>	<b>5,478,504</b>	<b>6,085,350</b>	<b>Total</b>

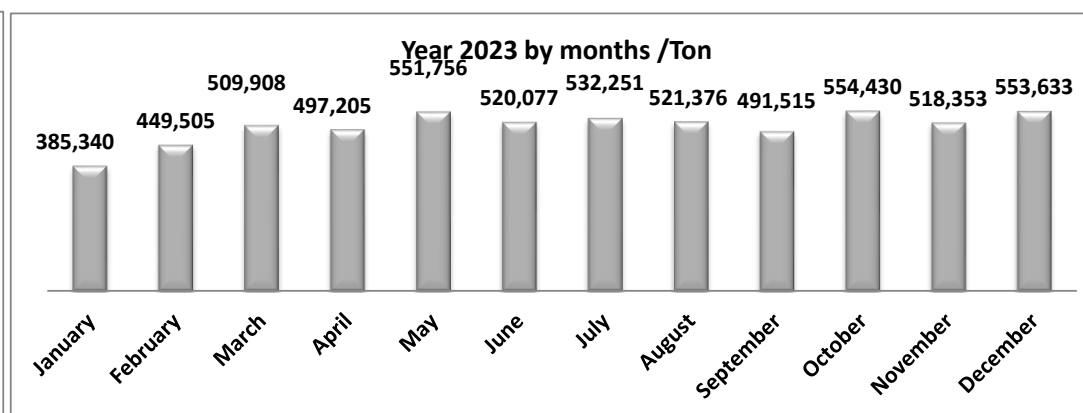
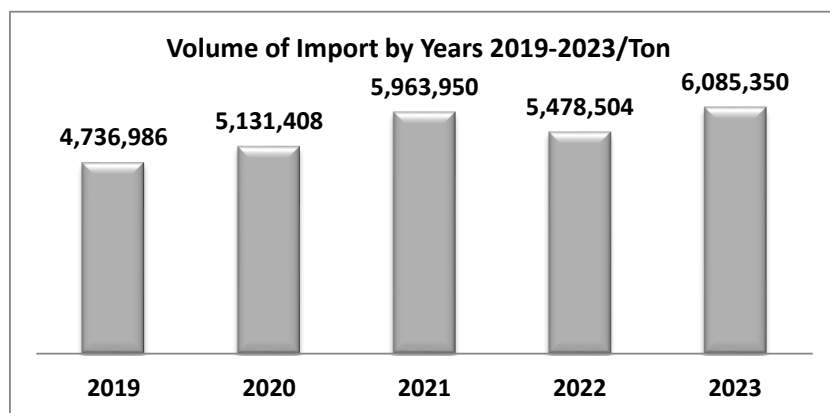


Tabela 4 Vlerat e Eksporteve në mln Lek

Table 4 Value of Exports in mln Lek

Në milion lekë

Muajt	2019	2020	2021	2022	2023	Months
Janar	21,926	22,852	23,798	34,957	42,049	Jan
Shkurt	22,570	24,359	25,307	37,180	38,306	Feb
Mars	27,813	18,072	31,704	47,656	42,033	Mar
Prill	26,710	14,903	28,733	42,113	33,872	Apr
Maj	27,719	21,499	32,520	44,981	39,639	May
Qershor	25,546	23,170	34,881	43,990	38,095	June
Korrik	27,787	24,544	32,050	39,444	37,841	July
Gusht	20,122	19,407	23,739	35,121	27,491	Aug
Shtator	24,816	25,195	33,136	38,627	33,549	Sep
Tetor	27,213	26,694	34,003	38,159	36,547	Oct
Nentor	24,582	27,515	37,293	42,094	32,854	Nov
Dhjetor	21,962	23,093	31,936	40,238	37,583	Dec
<b>Totali</b>	<b>298,765</b>	<b>271,302</b>	<b>369,099</b>	<b>484,559</b>	<b>439,859</b>	<b>Total</b>

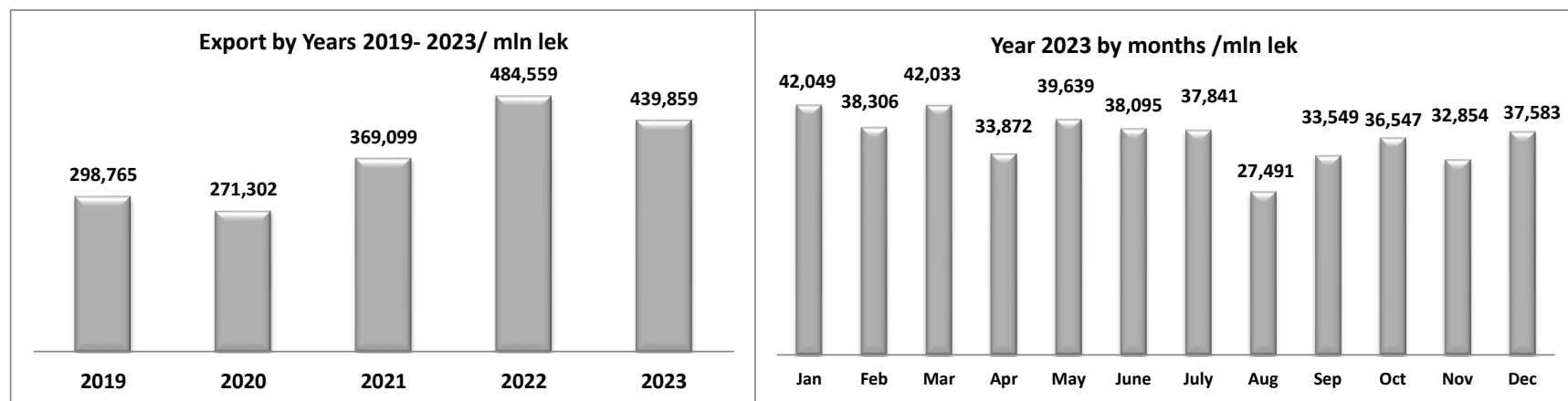




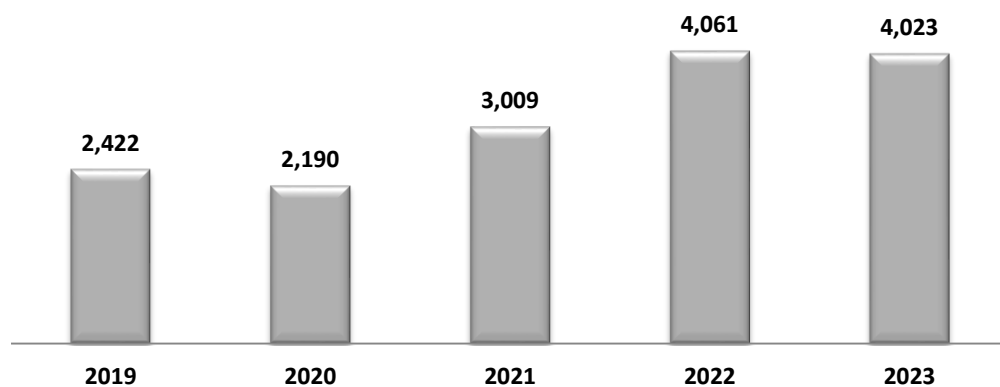
Tabela 5/1 Vlerat e Eksporteve në mln Euro

Table 5/1 Value of Exports in mln Euro

Në milion Euro

Muajt	2019	2020	2021	2022	2023	Months
Janar	177.7	187.7	192.4	289.5	368.1	January
Shkurt	181.1	199.5	204.7	307.5	328.7	February
Mars	220.9	147.2	256.4	392.8	365.4	March
Prill	213.1	114.1	233.3	346.3	299.2	April
Maj	224.7	174.1	264.0	371.4	356.7	May
Qershor	208.3	186.4	283.5	364.3	347.3	June
Korrik	226.6	197.4	261.3	331.1	361.8	July
Gusht	165.4	156.6	194.9	300.7	263.1	August
Shtator	203.2	203.0	271.7	329.4	310.0	September
Tetor	222.9	215.2	279.8	327.3	342.8	October
Nentor	199.4	222.0	303.6	356.5	311.3	November
Dhjetor	179.3	186.6	263.5	344.3	368.8	December
<b>Totali</b>	<b>2,422.4</b>	<b>2,189.6</b>	<b>3,009.0</b>	<b>4,061.2</b>	<b>4,023.1</b>	<b>Total</b>

Export by Years 2019-2023/mln Euro



Year 2023 by months/mln Euro

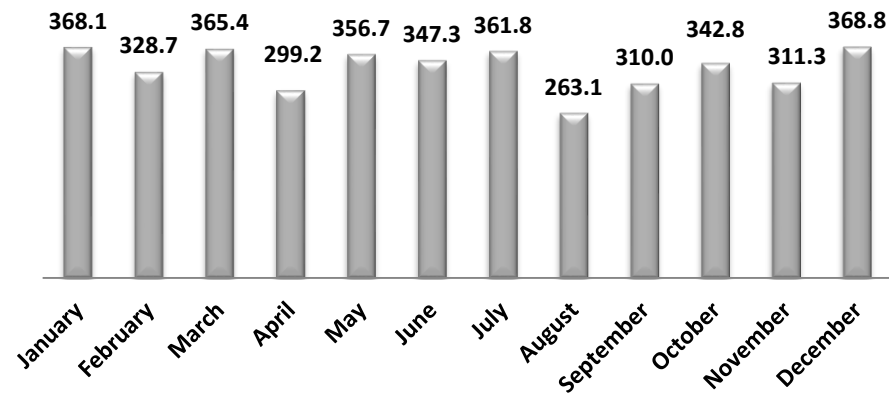


Tabela Nr 5/2 Vlerat e Eksportit ne mln USD  
Table No 5/2 Volume of Exports in mln USD

Në milion USD

Muajt	2019	2020	2021	2022	2023	Months
Janar	203.4	210.3	236.0	328.1	392.8	January
Shkurt	207.9	220.0	248.2	343.7	355.6	February
Mars	251.7	162.3	310.9	429.3	387.7	March
Prill	239.2	125.5	273.9	375.2	325.8	April
Maj	251.8	189.3	319.2	392.6	392.0	May
Qershor	232.3	207.3	345.5	391.0	376.3	June
Korrik	258.0	221.2	310.9	345.3	399.0	July
Gusht	184.5	183.8	232.0	306.8	289.9	August
Shtator	224.4	241.5	321.3	329.4	337.0	September
Tetor	243.6	251.9	324.5	321.1	363.7	October
Nentor	222.6	257.3	353.6	364.5	336.3	November
Dhjetor	197.3	222.4	297.1	357.0	402.7	December
<b>Totali</b>	<b>2,716.5</b>	<b>2,492.8</b>	<b>3,572.9</b>	<b>4,284.1</b>	<b>4,358.8</b>	<b>Total</b>

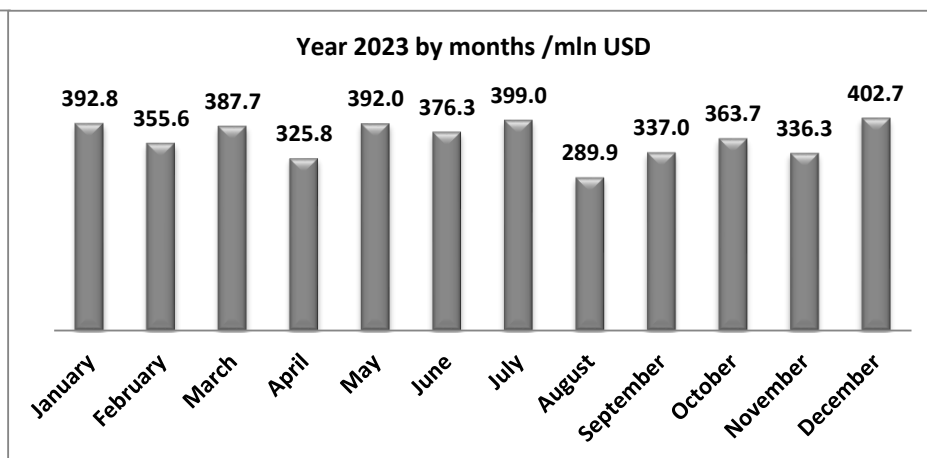
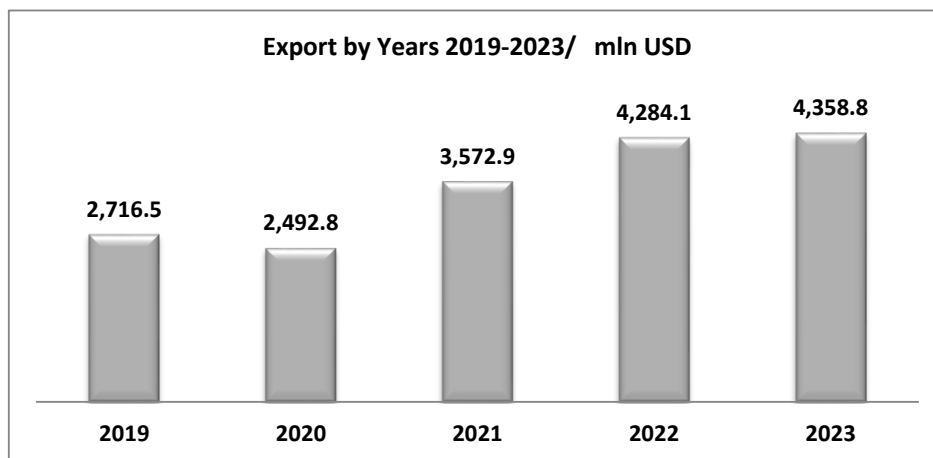


Tabela 6 Vlerat e Eksportit ne Peshe Neto

Table 6 Value of Exports in Net Mass

Në ton

Muajt	2019	2020	2021	2022	2023	Months
Janar	223,343	284,367	256,040	265,673	264,421	January
Shkurt	253,454	303,943	277,426	313,910	301,200	February
Mars	363,863	304,102	374,393	389,700	413,734	March
Prill	382,357	224,337	380,909	324,196	306,114	April
Maj	432,868	303,058	403,725	391,306	392,239	May
Qershor	351,578	369,758	424,907	373,407	366,568	June
Korrik	377,484	369,034	364,933	294,002	406,969	July
Gusht	308,090	304,660	351,209	299,918	356,878	August
Shtator	362,446	398,457	399,527	289,021	327,468	September
Tetor	450,513	435,118	388,583	292,145	375,564	October
Nentor	378,024	449,769	387,515	371,201	353,407	November
Dhjetor	355,442	350,480	334,106	306,245	379,574	December
<b>Totali</b>	<b>4,239,462</b>	<b>4,097,082</b>	<b>4,343,273</b>	<b>3,910,724</b>	<b>4,244,138</b>	<b>Total</b>

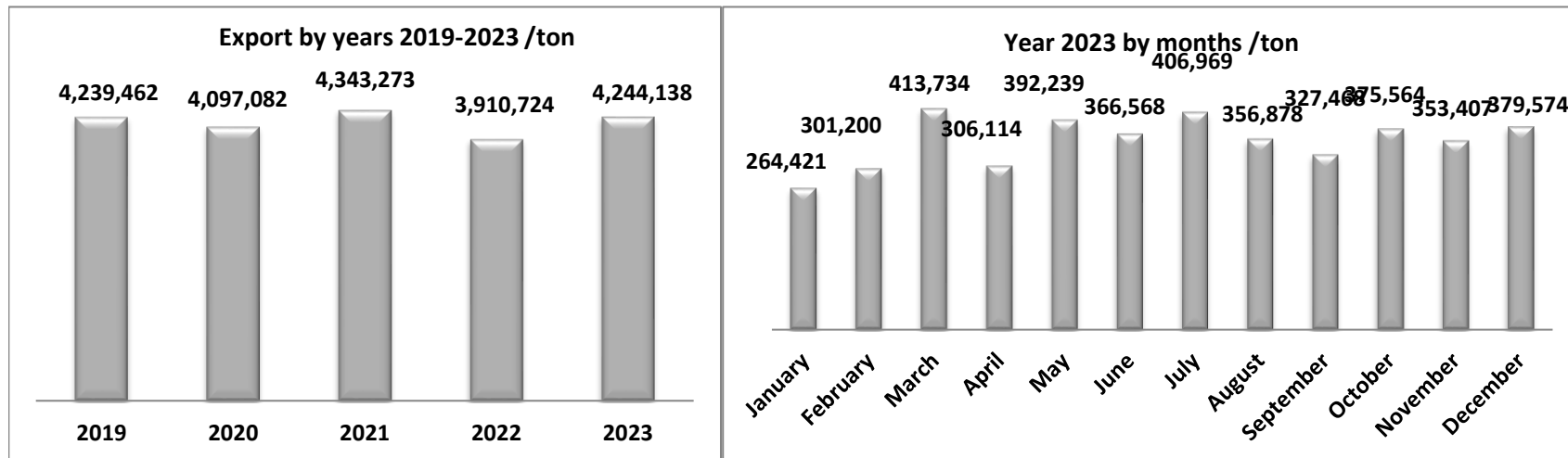
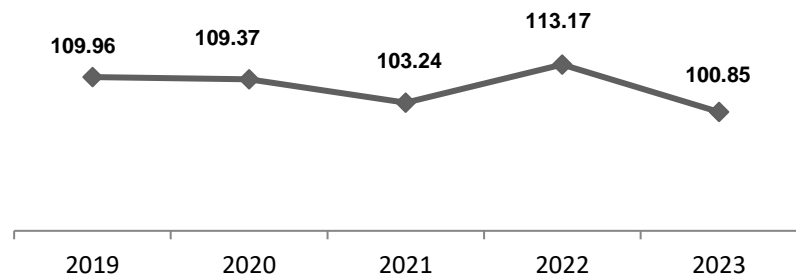


Tabela 7 Kursi i kembimit USD/Lek

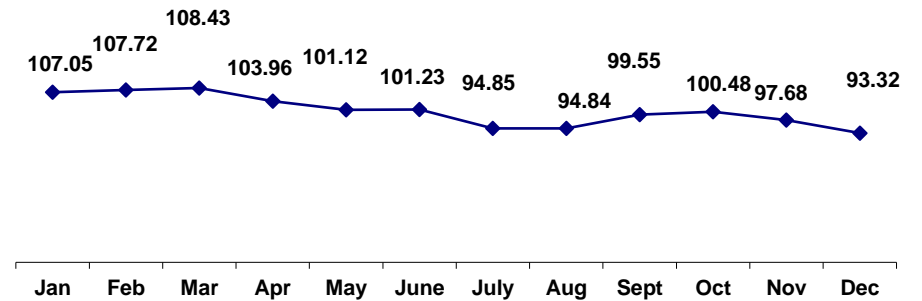
Table 7 Exchange rate USD/Lek

Muajt	2019	2020	2021	2022	2023	Months
Janar	107.82	108.64	100.84	106.54	107.05	Jan
Shkurt	108.58	110.71	101.97	108.18	107.72	Feb
Mars	110.51	111.38	101.99	111.00	108.43	Mar
Prill	111.67	118.75	104.91	112.23	103.96	Apr
Maj	110.09	113.55	101.89	114.56	101.12	May
Qershor	109.97	111.76	100.96	112.51	101.23	June
Korrik	107.69	110.95	103.10	114.22	94.85	July
Gusht	109.07	105.61	102.32	114.46	94.84	Aug
Shtator	110.59	104.33	103.14	117.26	99.55	Sept
Tetor	111.70	105.99	104.79	118.85	100.48	Oct
Nentor	110.44	106.93	105.47	115.48	97.68	Nov
Dhjetor	111.34	103.85	107.49	112.72	93.32	Dec
Kursi mes	109.96	109.37	103.24	113.17	100.85	Average rate

Average Exchange Rate 2019-2023 USD/Lek



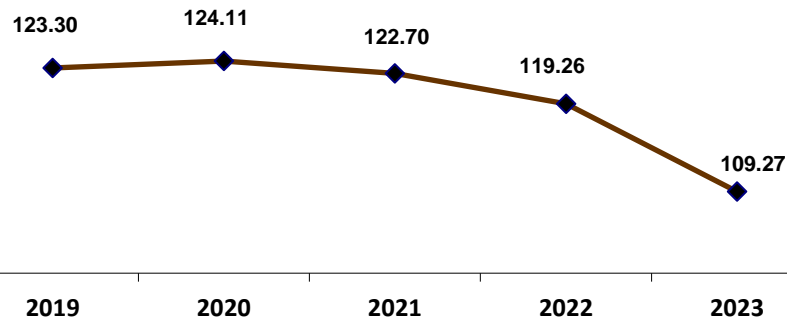
Exchange Rate by months Year 2023 USD/Lek



**Tabela 8 Kursi i kembimit te Euro/Lek**  
**Table 8 Exchange rate Euro/Lek**

Muajt	2019	2020	2021	2022	2023	Months
Janar	123.42	121.77	123.7	120.76	114.23	Jan
Shkurt	124.64	122.13	123.61	120.9	116.55	Feb
Mars	125.92	122.74	123.67	121.32	115.04	Mar
Prill	125.34	130.66	123.16	121.62	113.21	Apr
Maj	123.38	123.49	123.19	121.1	111.12	May
Qershor	122.63	124.33	123.05	120.75	109.69	June
Korrik	122.65	124.34	122.67	119.13	104.58	July
Gusht	121.64	123.95	121.8	116.78	104.47	Aug
Shtator	122.12	124.09	121.95	117.26	108.21	Sep
Tetor	122.11	124.05	121.54	116.6	106.63	Oct
Nentor	123.25	123.93	122.84	118.07	105.55	Nov
Dhjetor	122.52	123.78	121.19	116.86	101.92	Dec
Kursi mes	<b>123.30</b>	<b>124.11</b>	<b>122.70</b>	<b>119.26</b>	<b>109.27</b>	Avarage rate

**Average Exchange 2019-2023 rate Euro/Lek**



**Exchange rate by months year 2023 Euro/Lek**

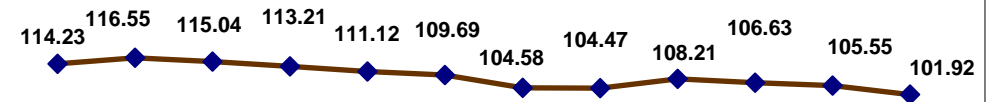


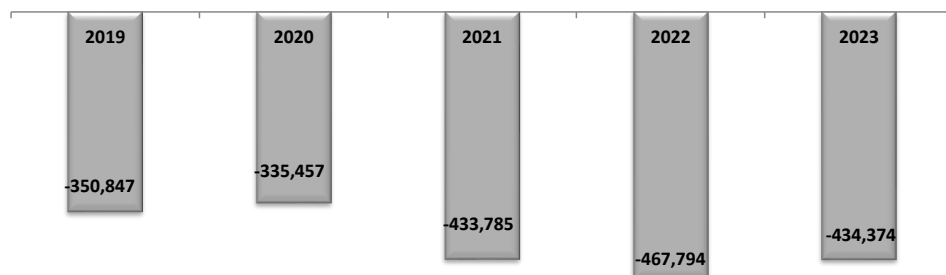
Tabela 9 Vlerat e Import-Eksportit sipas viteve ne mln Leke

Table 9 Values of Import Export by years in mln Lek

Në milion lekë

Muaji	2019			2020			2021			2022			2023			Months
	Export	Import	Difference	Export	Import	Difference	Export	Import	Difference	Export	Import	Difference	Export	Import	Difference	
Janar	21,926	42,050	- 20,124	22,852	41,852	- 19,000	23,798	45,466	- 21,669	34,957	55,024	- 20,068	42,049	58,277	- 16,228	January
Shkurt	22,570	49,704	- 27,133	24,359	51,702	- 27,343	25,307	53,262	- 27,955	37,180	68,825	- 31,644	38,306	69,717	- 31,411	February
Mars	27,813	56,156	- 28,343	18,072	41,956	- 23,884	31,704	64,487	- 32,783	47,656	83,975	- 36,319	42,033	80,550	- 38,516	March
Prill	26,710	57,143	- 30,433	14,903	38,915	- 24,012	28,733	63,329	- 34,596	42,113	78,009	- 35,896	33,872	75,351	- 41,479	April
Maj	27,719	59,206	- 31,487	21,499	44,922	- 23,424	32,520	61,918	- 29,398	44,981	79,711	- 34,730	39,639	80,696	- 41,057	May
Qershor	25,546	53,589	- 28,043	23,170	52,233	- 29,063	34,881	67,362	- 32,481	43,990	81,352	- 37,362	38,095	75,006	- 36,911	June
Korrik	27,787	59,672	- 31,884	24,544	56,726	- 32,182	32,050	71,685	- 39,635	39,444	81,942	- 42,499	37,841	70,624	- 32,783	July
Gusht	20,122	51,594	- 31,472	19,407	48,422	- 29,016	23,739	61,001	- 37,263	35,121	79,810	- 44,690	27,491	67,960	- 40,469	August
Shtator	24,816	52,196	- 27,380	25,195	52,579	- 27,385	33,136	69,197	- 36,060	38,627	88,039	- 49,412	33,549	73,362	- 39,813	September
Tetor	27,213	59,467	- 32,254	26,694	59,680	- 32,986	34,003	76,570	- 42,567	38,159	83,410	- 45,251	36,547	78,160	- 41,613	October
Nentor	24,582	53,093	- 28,511	27,515	55,965	- 28,450	37,293	80,618	- 43,325	42,094	77,511	- 35,417	32,854	71,622	- 38,767	November
Dhjetor	21,962	55,743	- 33,781	23,093	61,806	- 38,713	31,936	87,988	- 56,052	40,238	94,744	- 54,506	37,583	72,909	- 35,326	December
<b>Totali</b>	<b>298,765</b>	<b>649,613</b>	<b>-350,847</b>	<b>271,302</b>	<b>606,759</b>	<b>-335,457</b>	<b>369,099</b>	<b>802,884</b>	<b>-433,785</b>	<b>484,559</b>	<b>952,353</b>	<b>-467,794</b>	<b>439,859</b>	<b>874,233</b>	<b>-434,374</b>	<b>Total</b>
Exp/Im (%)	46			45			46			51			50			Exp/Im (%)

Export - Import Difference by Years 2019 - 2023 / mln lek



Export/Import difference Year 2023

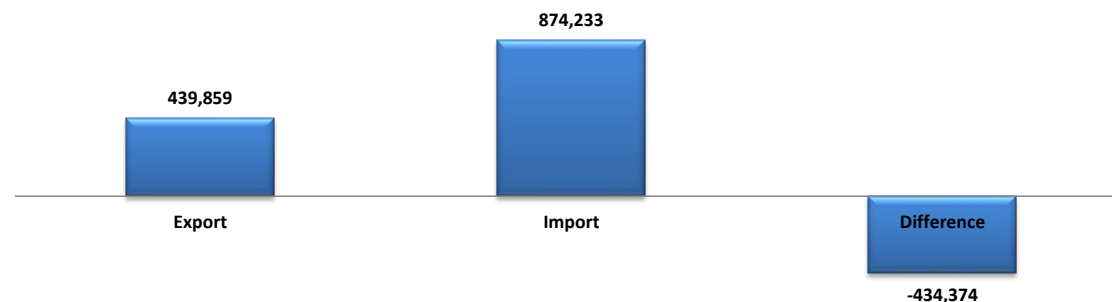
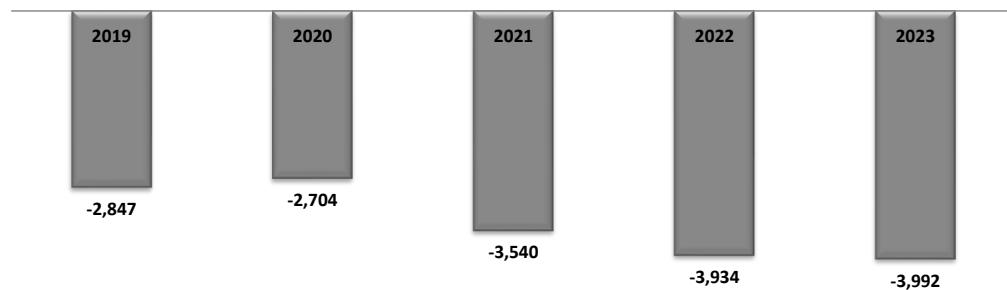


Tabela Nr 9-1 Vlerat e Import-Eksportit sipas viteve në mln Euro

Table No 9-1 Values of Import-Export like years in mln Euro

Muaji	2019			2020			2021			2022			2023			Months
	Export	Import	Difference	Export	Import	Difference	Export	Import	Difference	Export	Import	Difference	Export	Import	Difference	
Janar	177.7	340.7	- 163.1	187.7	343.7	- 156.0	192.4	367.6	- 175.2	289.5	455.7	- 166.2	368.1	510.2	- 142.1	January
Shkurt	181.1	398.8	- 217.7	199.5	423.3	- 223.9	204.7	430.9	- 226.2	307.5	569.3	- 261.7	328.7	598.2	- 269.5	February
Mars	220.9	446.0	- 225.1	147.2	341.8	- 194.6	256.4	521.4	- 265.1	392.8	692.2	- 299.4	365.4	700.2	- 334.8	March
Prill	213.1	455.9	- 242.8	114.1	297.8	- 183.8	233.3	514.2	- 280.9	346.3	641.4	- 295.1	299.2	665.6	- 366.4	April
Maj	224.7	479.9	- 255.2	174.1	363.8	- 189.7	264.0	502.6	- 238.6	371.4	658.2	- 286.8	356.7	726.2	- 369.5	May
Qershor	208.3	437.0	- 228.7	186.4	420.1	- 233.8	283.5	547.4	- 264.0	364.3	673.7	- 309.4	347.3	683.8	- 336.5	June
Korrik	226.6	486.5	- 260.0	197.4	456.2	- 258.8	261.3	584.4	- 323.1	331.1	687.8	- 356.7	361.8	675.3	- 313.5	July
Gusht	165.4	424.2	- 258.7	156.6	390.7	- 234.1	194.9	500.8	- 305.9	300.7	683.4	- 382.7	263.1	650.5	- 387.4	August
Shtator	203.2	427.4	- 224.2	203.0	423.7	- 220.7	271.7	567.4	- 295.7	329.4	750.8	- 421.4	310.0	678.0	- 367.9	September
Tetor	222.9	487.0	- 264.1	215.2	481.1	- 265.9	279.8	630.0	- 350.2	327.3	715.4	- 388.1	342.8	733.0	- 390.3	October
Nentor	199.4	430.8	- 231.3	222.0	451.6	- 229.6	303.6	656.3	- 352.7	356.5	656.5	- 300.0	311.3	678.6	- 367.3	November
Dhjetor	179.3	455.0	- 275.7	186.6	499.3	- 312.8	263.5	726.0	- 462.5	344.3	810.7	- 466.4	368.8	715.4	- 346.6	December
<b>Totali</b>	<b>2,422</b>	<b>5,269</b>	<b>-2,847</b>	<b>2,190</b>	<b>4,893</b>	<b>-2,704</b>	<b>3,009</b>	<b>6,549</b>	<b>-3,540</b>	<b>4,061</b>	<b>7,995</b>	<b>-3,934</b>	<b>4,023</b>	<b>8,015</b>	<b>-3,992</b>	<b>Total</b>
Exp/Im (%)	46			45			46			51			50			Exp/Im (%)

Export-Import Difference by Years 2019-2023 / mln Euro



Export-Import Difference Year 2023 / mln Euro

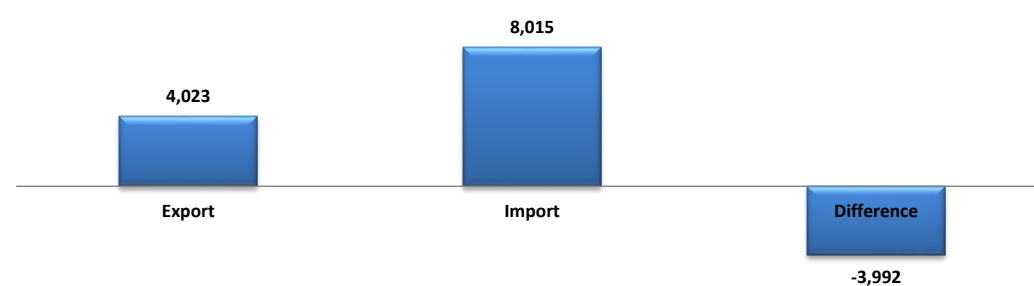
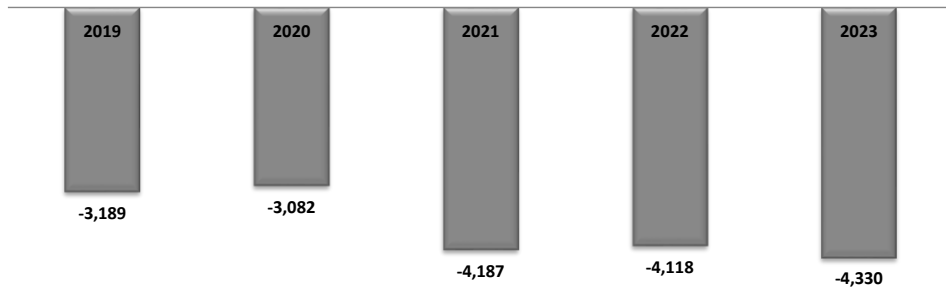


Tabela 9-2 Vlerat e Import-Eksportit sipas viteve në mln USD

Table 9-2 Values of Import-Export like years in mln USD

Muaji	2019			2020			2021			2022			2023			Months
	Export	Import	Difference	Export	Import	Difference	Export	Import	Difference	Export	Import	Difference	Export	Import	Difference	
Janar	203.4	390.0	- 186.6	210.3	385.2	- 174.9	236.0	450.9	- 214.9	328.1	516.5	- 188.4	392.8	544.4	- 151.6	January
Shkurt	207.9	457.8	- 249.9	220.0	467.0	- 247.0	248.2	522.3	- 274.2	343.7	636.2	- 292.5	355.6	647.2	- 291.6	February
Mars	251.7	508.2	- 256.5	162.3	376.7	- 214.4	310.9	632.3	- 321.4	429.3	756.5	- 327.2	387.7	742.9	- 355.2	March
Prill	239.2	511.7	- 272.5	125.5	327.7	- 202.2	273.9	603.7	- 329.8	375.2	695.1	- 319.8	325.8	724.8	- 399.0	April
Maj	251.8	537.8	- 286.0	189.3	395.6	- 206.3	319.2	607.7	- 288.5	392.6	695.8	- 303.2	392.0	798.0	- 406.0	May
Qershor	232.3	487.3	- 255.0	207.3	467.4	- 260.0	345.5	667.2	- 321.7	391.0	723.1	- 332.1	376.3	740.9	- 364.6	June
Korrik	258.0	554.1	- 296.1	221.2	511.3	- 290.1	310.9	695.3	- 384.4	345.3	717.4	- 372.1	399.0	744.6	- 345.6	July
Gusht	184.5	473.0	- 288.5	183.8	458.5	- 274.7	232.0	596.2	- 364.2	306.8	697.3	- 390.4	289.9	716.6	- 426.7	August
Shtator	224.4	472.0	- 247.6	241.5	504.0	- 262.5	321.3	670.9	- 349.6	329.4	750.8	- 421.4	337.0	736.9	- 399.9	September
Tetor	243.6	532.4	- 288.8	251.9	563.1	- 311.2	324.5	730.7	- 406.2	321.1	701.8	- 380.7	363.7	777.9	- 414.1	October
Nentor	222.6	480.7	- 258.2	257.3	523.4	- 266.1	353.6	764.4	- 410.8	364.5	671.2	- 306.7	336.3	733.2	- 396.9	November
Dhjetor	197.3	500.7	- 303.4	222.4	595.1	- 372.8	297.1	818.6	- 521.5	357.0	840.5	- 483.6	402.7	781.3	- 378.5	December
<b>Totali</b>	<b>2,717</b>	<b>5,906</b>	<b>-3,189</b>	<b>2,493</b>	<b>5,575</b>	<b>-3,082</b>	<b>3,573</b>	<b>7,760</b>	<b>-4,187</b>	<b>4,284</b>	<b>8,402</b>	<b>-4,118</b>	<b>4,359</b>	<b>8,689</b>	<b>-4,330</b>	<b>Total</b>
Exp/Im (%)	46			45			46			51			50			Exp/Im (%)

Export-Import Difference by Years 2019-2023 / mln Euro



Export/Import Difference Year 2023

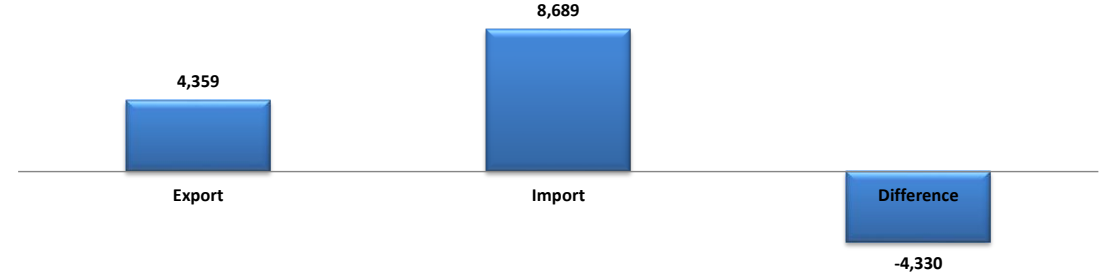





Tabela 10 Struktura e Importeve sipas vendeve BE/ Jo BE  
Table 10 Structure of Imports by EU / Non EU Countries

Shtetet	2022				2023				Countries
	Volume Ton	Spc Weight %	Value mln/ leks	P Spec %	Volume Ton	Spc Weight %	Value mln/ leks	Spc Weight %	
Vendet e BE	1,842,743	33.6	491,453	51.6	1,736,174	28.5	444,977	50.9	EU countries
Vendet Jo BE	3,635,761	66.4	460,900	48.4	4,349,176	71.5	429,256	49.1	Non EU countries
<b>Totali</b>	<b>5,478,504</b>	<b>100.0</b>	<b>952,353</b>	<b>100.0</b>	<b>6,085,350</b>	<b>100.0</b>	<b>874,233</b>	<b>100.0</b>	<b>Total</b>

Import Value EU non EU Year 2022



Import Value EU non EU Year 2023




Tabela 11 Struktura e Importeve sipas vendeve BE

Table 11 Structure of Imports by EU Countries


Shtetet BE	2022				2023				EU Countries
	Volume Ton	Spc Weight %	Value mln/ lek	Spc Weight %	Volume Ton	Spc Weight %	Value mln/ lek	Spc Weight %	
Austria	25,016	1.4	6,899	1.4	26,615	1.5	7,954	1.8	Austria
Belgjike	16,748	0.9	6,984	1.4	17,625	1.0	6,386	1.4	Belgium
Bullgaria	53,811	2.9	11,171	2.3	47,748	2.8	9,464	2.1	Bulgaria
Qipro	765	0.0	527	0.1	764	0.0	445	0.1	Cyprus
Republika Ceke	18,742	1.0	9,503	1.9	19,896	1.1	11,644	2.6	Czech Republic
Gjermania	125,508	6.8	58,828	12.0	125,921	7.3	61,841	13.9	Germany
Danimarke	2,190	0.1	3,692	0.8	3,048	0.2	2,028	0.5	Denmark
Estonia	5,466	0.3	839	0.2	1,377	0.1	155	0.0	Estonia
Spanja	141,181	7.7	16,363	3.3	99,770	5.7	13,218	3.0	Spain
Finlanda	7,273	0.4	1,290	0.3	6,770	0.4	1,074	0.2	Finland
France	54,831	3.0	14,139	2.9	26,247	1.5	13,089	2.9	France
Greqi	473,807	25.7	74,543	15.2	485,773	28.0	57,105	12.8	Greece
Kroacia	72,759	3.9	10,589	2.2	79,652	4.6	9,152	2.1	Croatia
Hungari	25,357	1.4	5,975	1.2	26,208	1.5	5,707	1.3	Hungary
Irlande	1,041	0.1	2,538	0.5	1,361	0.1	3,180	0.7	Ireland
Itali	628,036	34.1	206,265	42.0	616,392	35.5	193,657	43.5	Italy
Lituania	5,629	0.3	1,705	0.3	4,057	0.2	904	0.2	Lithuania
Luksemburg	903	0.0	255	0.1	525	0.0	217	0.0	Luxembourg
Letonia	2,089	0.1	540	0.1	1,396	0.1	297	0.1	Latvia
Malta	8,529	0.5	629	0.1	807	0.0	415	0.1	Malta
Hollande	32,533	1.8	8,781	1.8	39,288	1.5	9,932	2.2	Netherlands
Polonia	37,932	2.1	16,611	3.4	26,678	0.2	15,752	3.5	Poland
Portugali	3,918	0.2	3,273	0.7	3,095	0.7	1,588	0.4	Portugal
Rumania	71,744	3.9	12,198	2.5	50,261	0.4	9,010	2.0	Romania
Suedia	14,318	0.8	3,059	0.6	11,580	0.4	3,909	0.9	Sweden
Slovenia	8,303	0.5	12,066	2.5	7,813	0.4	4,543	1.0	Slovenia
Slovakia	4,315	0.2	2,191	0.4	5,508	0.3	2,310	0.5	Slovakia
<b>Totali BE</b>	<b>1,842,743</b>	<b>100.0</b>	<b>491,453</b>	<b>100.0</b>	<b>1,736,174</b>	<b>100.0</b>	<b>444,977</b>	<b>100.0</b>	<b>EU Total</b>

Tabela 12 Struktura e Eksporteve sipas vendeve BE/ Jo BE


Table 12 Structure of Exports by EU / Non EU Countries

Shtetet	2022				2023				Countries
	Volume Ton	Spc Weight %	Value mln/ leks	Spc Weight %	Volume Ton	Spc Weight %	Value mln/ leks	Spc Weight %	
Vendet e BE	1,619,257	41.4	355,076	73.3	1,489,206	35.1	315,803	71.8	EU countries
Vendet Jo BE	2,291,467	58.6	129,483	26.7	2,754,932	64.9	124,055	28.2	Non EU countries
<b>Totali</b>	<b>3,910,724</b>	<b>100.0</b>	<b>484,559</b>	<b>100.0</b>	<b>4,244,138</b>	<b>100.0</b>	<b>439,859</b>	<b>100.0</b>	<b>Total</b>

Export value Eu non EU Countries Year 2022



Export value Eu non EU Countries Year 2023



**Tabela 13 Struktura e Eksporteve sipas vendeve BE**  
**Table 13 Structure of Exports by EU Countries**

Shtetet BE	2022				2023				EU Countries
	Volume Ton	Spc Weight %	Value mln/ lek	Spc Weight %	Volume Ton	Spc Weight %	Value mln/ lek	Spc Weight %	
Austria	17,772	1.1	5,521	1.6	16,024	1.1	4,102	1.3	Austria
Belgjike	4,189	0.3	1,679	0.5	3,718	0.2	902	0.3	Belgium
Bullgaria	37,658	2.3	5,871	1.7	25,297	1.7	4,133	1.3	Bulgaria
Qipro	1,189	0.1	429	0.1	2,073	0.1	201	0.1	Cyprus
Republika Ceke	15,244	0.9	6,085	1.7	13,224	0.9	6,145	1.9	Czech Republic
Gjermania	23,429	1.4	32,110	9.0	18,926	1.3	23,088	7.3	Germany
Danimarke	553	0.0	344	0.1	418	0.0	688	0.2	Denmark
Estonia	1,461	0.1	729	0.2	1,060	0.1	838	0.3	Estonia
Spanja	357,059	22.1	23,297	6.6	410,440	27.6	18,724	5.9	Spain
Finlanda	286	0.0	101	0.0	302	0.0	83	0.0	Finland
France	14,445	0.9	4,736	1.3	13,513	0.9	4,528	1.4	France
Greqi	170,118	10.5	23,197	6.5	189,209	12.7	28,685	9.1	Greece
Kroacia	69,777	4.3	7,596	2.1	58,016	3.9	5,034	1.6	Croatia
Hungari	6,233	0.4	3,084	0.9	6,401	0.4	2,220	0.7	Hungary
Irlande	191	0.0	50	0.0	702	0.0	387	0.1	Ireland
Itali	714,209	44.1	210,422	59.3	597,261	40.1	188,864	59.8	Italy
Lituanua	7,095	0.4	324	0.1	2,465	0.2	163	0.1	Lithuania
Luksemburg	305	0.0	64	0.0	285	0.0	52	0.0	Luxembourg
Letonia	1,648	0.1	148	0.0	2,640	0.2	288	0.1	Latvia
Malta	53,280	3.3	784	0.2	30,012	2.0	297	0.1	Malta
Hollande	16,486	1.0	4,505	1.3	7,510	0.5	2,447	0.8	Netherlands
Polonia	14,339	0.9	2,589	0.7	12,938	0.9	3,695	1.2	Poland
Portugali	453	0.0	779	0.2	283	0.0	213	0.1	Portugal
Romania	12,352	0.8	4,284	1.2	12,324	0.8	3,794	1.2	Romania
Suedia	71,554	4.4	6,680	1.9	49,829	3.3	5,773	1.8	Sweden
Slovenia	3,295	0.2	4,038	1.1	8,733	0.6	4,022	1.3	Slovenia
Slovakia	4,633	0.3	5,630	1.6	5,603	0.4	6,436	2.0	Slovakia
<b>Totali BE</b>	<b>1,619,257</b>	<b>100.0</b>	<b>355,076</b>	<b>100.0</b>	<b>1,489,206</b>	<b>100.0</b>	<b>315,803</b>	<b>100.0</b>	<b>EU Total</b>

Tabela 14 Vlerat e Importeve sipas vendit të origjinës  
Table 14 Value of Imports by country of origin

Në milion lek

Shtetet	Years										Countries
	2019		2020		2021		2022		2023		
	Value mln/Lek	Spc Weight %	Value mln/Lek	Spc Weight %	Value mln/Lek	Spc Weight %	Value mln/Lek	Spc Weight %	Value mln/Lek	Spc Weight %	
Italia	164,019	25.2	152,048	25.1	195,153	24.3	206,265	21.7	193,657	22.2	Italy
Kina	59,830	9.2	54,167	8.9	65,353	8.1	77,559	8.1	93,840	10.7	China
Turqia	61,443	9.5	58,048	9.6	86,302	10.7	114,882	12.1	84,682	9.7	Turkey
Gjermani	46,728	7.2	46,863	7.7	55,179	6.9	58,828	6.2	61,841	7.1	Germany
Greqia	54,391	8.4	54,588	9.0	64,251	8.0	74,543	7.8	57,105	6.5	Greece
India	4,545	0.7	4,678	0.8	6,568	0.8	8,401	0.9	34,403	3.9	India
Serbia	23,101	3.6	23,042	3.8	27,962	3.5	32,231	3.4	24,522	2.8	Serbia
USA	12,509	1.9	9,178	1.5	14,501	1.8	13,272	1.4	17,495	2.0	US
Poloni	10,568	1.6	10,319	1.7	12,409	1.5	16,611	1.7	15,752	1.8	Poland
Maqedonia e Veriut	8,600	1.3	9,103	1.5	13,707	1.7	15,512	1.6	14,189	1.6	North Macedonia
Zvicër	15,292	2.4	10,223	1.7	12,549	1.6	21,317	2.2	13,733	1.6	Switzerland
Korea e Jugut	2,673	0.4	3,639	0.6	6,110	0.8	7,555	0.8	13,678	1.6	South Korea
Te tjera	247,357	38.1	228,912	37.7	329,142	41.0	420,257	44.1	334,019	38.2	Others
<b>Totali</b>	<b>649,613</b>	<b>100.0</b>	<b>606,759</b>	<b>100</b>	<b>802,884</b>	<b>100</b>	<b>952,353</b>	<b>100.0</b>	<b>874,233</b>	<b>100.0</b>	<b>Total</b>

### Viti 2023 sipas shteteve kryesore te Origjines

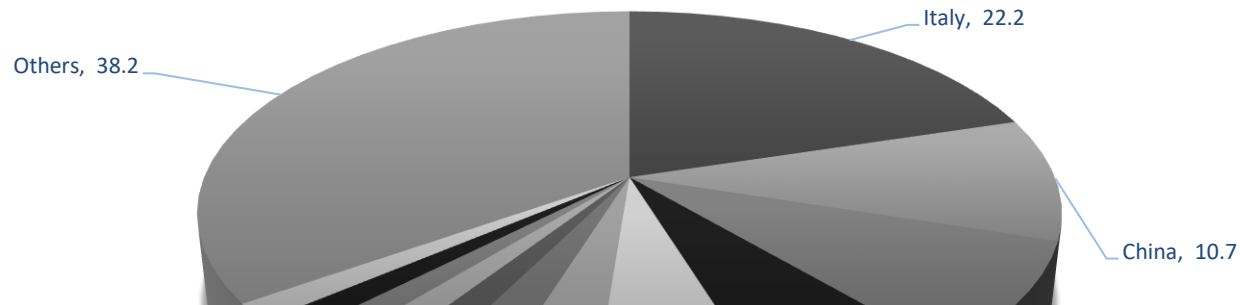


Tabela 15 Volumi i Importeve sipas vendit të origjinës  
Table 15 Volume of Imports by country of origin

Në Ton

Shtetet	Years										Countries
	2019		2020		2021		2022		2023		
	Volume Ton	Spc Weight %	Volume Ton	Spc Weight %	Volume Ton	Spc Weight %	Volume Ton	Spc Weight %	Volume Ton	Spc Weight %	
Turqia	443,771	9.4	496,238	9.7	771,229	12.9	1,105,762	20.2	<b>991,225</b>	16.3	Turkey
India	40,097	0.8	46,489	0.9	92,552	1.6	62,306	1.1	<b>808,188</b>	13.3	India
Italia	752,870	15.9	837,588	16.3	973,397	16.3	628,036	11.5	<b>616,392</b>	10.1	Italy
Greqia	638,161	13.5	763,034	14.9	677,374	11.4	473,807	8.6	<b>485,773</b>	8.0	Greece
Serbia	328,920	6.9	331,949	6.5	301,957	5.1	253,460	4.6	<b>318,988</b>	5.2	Serbia
Kina	154,495	3.3	128,214	2.5	109,649	1.8	132,696	2.4	<b>244,641</b>	4.0	China
Maqedonia e Veriut	241,440	5.1	254,159	5.0	264,105	4.4	225,708	4.1	<b>230,766</b>	3.8	North Macedonia
Oman	20,471	0.4	812	0.0	2,420	0.0	50,300	0.9	<b>199,984</b>	3.3	Oman
Kosova	171,765	3.6	170,330	3.3	205,328	3.4	172,916	3.2	<b>159,919</b>	2.6	Kosovo
USA	78,755	1.7	129,383	2.5	104,380	1.8	107,905	2.0	<b>135,027</b>	2.2	USA
Te tjera	1,866,239	39.4	1,973,211	38.5	2,461,560	41.3	2,265,608	41.4	1,894,447	31.1	Others
<b>Totali</b>	<b>4,736,986</b>	<b>100.0</b>	<b>5,131,408</b>	<b>100.0</b>	<b>5,963,950</b>	<b>100</b>	<b>5,478,504</b>	<b>100.0</b>	<b>6,085,350</b>	<b>100.0</b>	<b>Total</b>

Viti 2023 sipas shteteve kryesore te Origjines

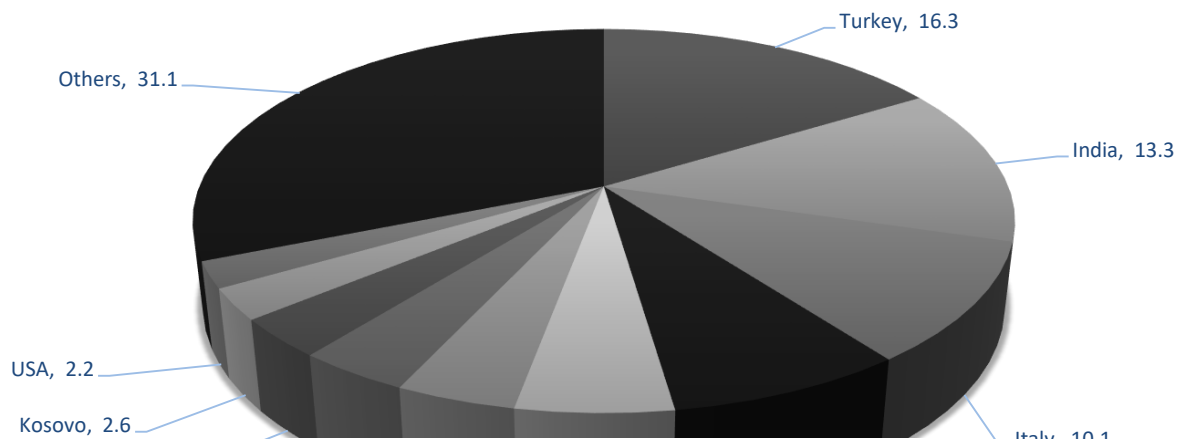


Tabela 16 Vlera e eksporteve sipas vendit të destinacionit

Table 16 Value of Exports by country of destination

Në milion lekë

Shtetet	Years										Countries
	2019		2020		2021		2022		2023		
	Value mln Lek	Spc Weight %	Value mln Lek	Spc Weight %	Value mln Lek	Spc Weight %	Value mln Lek	Spc Weight %	Value mln Lek	Spc Weight %	
Italia	143,160	47.9	123,502	45.5	155,941	42.2	210,422	43.4	188,864	42.9	Italy
Kosova	29,807	10.0	26,215	9.7	37,677	10.2	37,645	7.8	40,916	9.3	Kosovo
Greqi	12,787	4.3	13,194	4.9	21,419	5.8	23,197	4.8	28,685	6.5	Greece
Gjermania	14,221	4.8	15,897	5.9	20,246	5.5	32,110	6.6	23,088	5.2	Germany
Spanja	23,973	8.0	16,369	6.0	23,698	6.4	23,297	4.8	18,724	4.3	Spagina
Maqedonia e Veriut	8,565	2.9	8,762	3.2	12,540	3.4	19,304	4.0	15,931	3.6	North Macedonia
Kine	6,241	2.1	5,005	1.8	9,058	2.5	9,813	2.0	10,074	2.3	China
Serbia	5,404	1.8	6,273	2.3	9,981	2.7	13,487	2.8	9,923	2.3	Serbia
USA	3,674	1.2	3,252	1.2	4,924	1.3	13,470	2.8	9,774	2.2	USA
Mali I Zi	5,483	1.8	5,171	1.9	5,956	1.6	7,567	1.6	9,626	2.2	Monte Negro
Slovakia	314	0.1	1,288	0.5	4,394	1.2	5,630	1.2	6,436	1.5	Slovakia
Britania e Madhe	738	0.2	757	0.3	923	0.3	2,178	0.4	6,382	1.5	Great Britain
Cekia	4,189	1.4	4,433	1.6	6,103	1.7	6,085	1.3	6,145	1.4	Czechia
Te tjera	41,262	13.8	43,227	15.9	61,554	16.7	88,162	18.2	78,108	17.8	Others
<b>Totali</b>	<b>298,765</b>	<b>100.0</b>	<b>271,302</b>	<b>100</b>	<b>369,099</b>	<b>100</b>	<b>484,559</b>	<b>100.0</b>	<b>439,859</b>	<b>100.0</b>	<b>Total</b>

Viti 2023 sipas shteteve kryesore te destinacionit

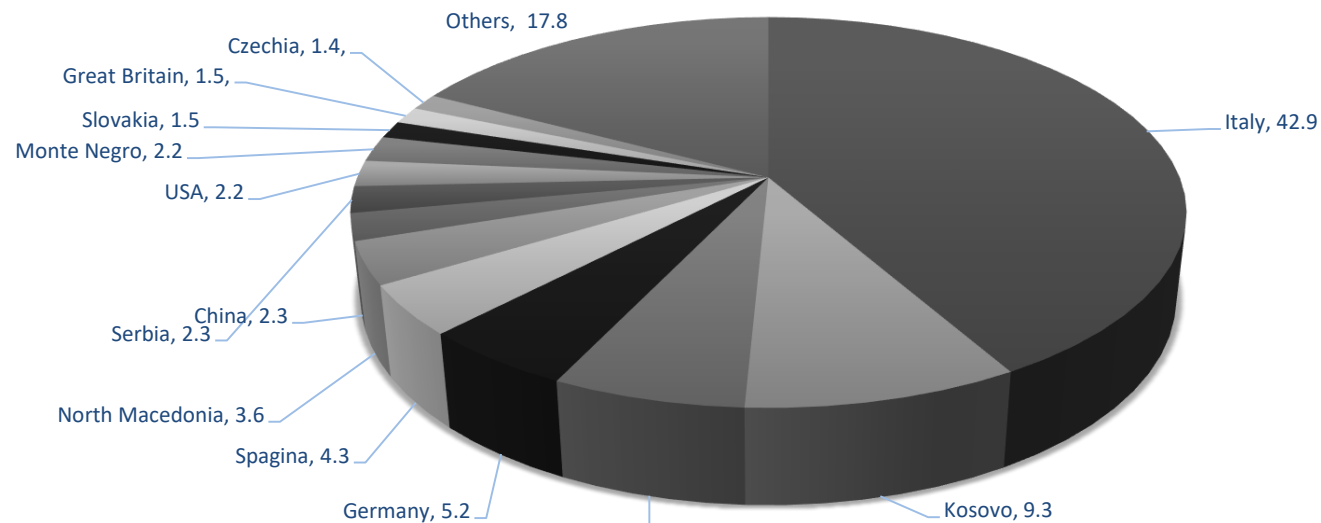


Tabela 17 Volumi i Eksporteve sipas vendit te destinacionit

Table 17 Volume of Export by country of destination

Në ton

Shtetet	Years										Countries
	2019		2020		2021		2022		2023		
	Volume Ton	Spc Weight %	Volume Ton	Spc Weight %	Volume Ton	Spc Weight %	Volume Ton	Spc Weight %	Volume Ton	Spc Weight %	
Kosova	1,190,498	28.1	1,085,858	26.5	1,139,467	26.2	706,968	18.1	829,550	19.5	Kosovo
Maqedonia e Veriut	527,849	12.5	641,464	15.7	584,576	13.5	565,906	14.5	615,141	14.5	North Macedonia
Italia	436,706	10.3	324,870	7.9	479,368	11.0	714,209	18.3	597,261	14.1	Italy
Mali i Zi	399,903	9.4	393,082	9.6	331,614	7.6	295,841	7.6	423,663	10.0	Monte Negro
Spanje	586,179	13.8	607,116	14.8	599,276	13.8	357,059	9.1	410,440	9.7	Spain
Kina	268,048	6.3	195,622	4.8	272,406	6.3	303,773	7.8	373,905	8.8	China
Greqi	120,426	2.8	121,763	3.0	139,361	3.2	170,118	4.4	189,209	4.5	Greece
Serbi	186,643	4.4	191,991	4.7	203,334	4.7	160,472	4.1	164,861	3.9	Serbia
Britani e Madhe	3,992	0.1	3,249	0.1	3,672	0.1	5,842	0.1	111,185	2.6	Great Britain
Kroacia	9,895	0.2	21,317	0.5	31,660	0.7	69,777	1.8	58,016	1.4	Croatia
Turqia	13,249	0.3	20,320	0.5	59,506	1.4	67,413	1.7	50,333	1.2	Turkey
Suedi	3,112	0.1	3,261	0.1	4,728	0.1	71,554	1.8	49,829	1.2	Sweden
Bosnja Hercegovina	33,487	0.8	35,050	0.9	40,448	0.9	38,954	1.0	44,435	1.0	Bosnia and Herzegovina
Te tjera	459,474	10.8	452,120	11.0	453,856	10.4	382,837	9.8	326,310	7.7	Others
<b>Totali</b>	<b>4,239,462</b>	<b>100</b>	<b>4,097,082</b>	<b>100</b>	<b>4,343,273</b>	<b>100.00</b>	<b>3,910,724</b>	<b>100.0</b>	<b>4,244,138</b>	<b>100.0</b>	<b>Total</b>

Viti 2023 sipas shteteve kryesore të destinacionit

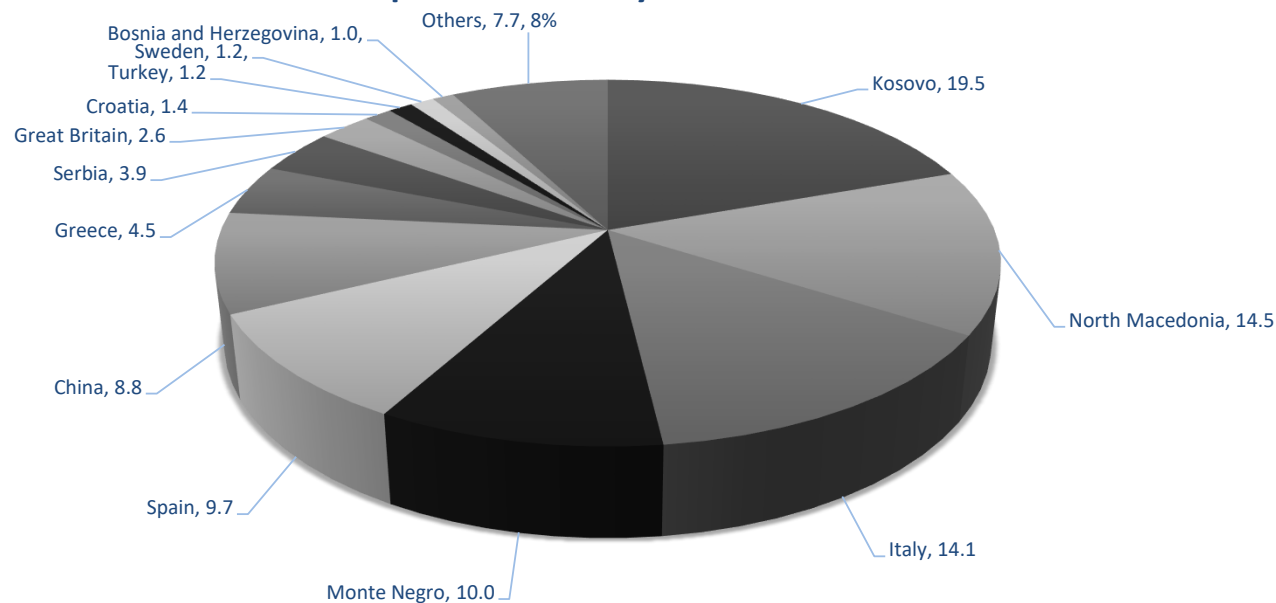












Tabela Nr 22 Përshkrimet e seksioneve të S H

Table No 22 Descriptions of H S Sections

Sections	Description	Chapters
I	Kafshet e gjalla produktet me origjine prej kafsheve	1-5.
II	Produktet vegjetale	6-14.
III	Vajra dhe dhjamra kafshore apo vegjetale etj	15
IV	Ushqime te pergatitura , pijet , uthullat,duhanet etj	16-24.
V	Produktet minerale	25-27.
VI	Produktet e industrise kimike dhe te industrise te lidhjeve	28-38.
VII	Plastikat dhe artikujt prej tyre gomat dhe artikujt prej saj	39-40.
VIII	Lekurat ,gezofet mallrat e udhetimit,cantat etj	41-43.
IX	Druri dhe artikujt prej tij qymyri, prodhimet e kashtes xunkth etj	44-46.
X	Brumi i drurit letra kartoni etj	47-49.
XI	Tekstilet dhe artikujt prej tyre	50-63.
XII	Veshjet e kembeve,kokes,cadrat,bastunet puplat,lulet artificialeetj	64-67.
XIII	Artikuj guri ,allcie.cimentoje,asbesti,qelqi,prodhimet e tij	68-70.
XIV	Perlat natyrale apo te kultivuara , guret e cmuar , gjysem te cmuar ,metalet e cmuar ,monedha etj	71
XV	Metalet baze dhe artikujt prej metaleve baze	72-83.
XVI	Makineri dhe pajisje mekanike,elektrike,regjistruesit dhe riprodhuesit e tingujve ,imazhit televiziv etj	84-85.
XVII	Mjetet e transportit,avionet,anijet, pajisjet e tyre	86-89.
XVIII	Instrumentat dhe aparatet optike,fotografike, kinematografike,mjekesore, instrumentat muzikore etj	90-92.
XIX	Armet dhe municionet ,pjeset dhe plotesuesit etj	93
XX	Artikujt e ndryshem te prodhuar	94-96.
XXI	Veprat e artit ,koleksionet ,antikant	97-98.

**Tabela 23 Importi Total sipas Procedurave**  
**Table 23 Total Import by Procedure**

Procedures	Description	2022		2023		Description
		Volume/Ton	Value/mln lek	Volume/Ton	Value/mln lek	
4000	Import per konsum direkt pa procedure te meparshme	3,668,031	640,883	3,802,133	581,106	definitive import without previous procedure
4042	Vendosje ne arkullim te lire pas perjashtimit nga detyrimet dogaoore	48	24	298	91	Placement in free circulation after exemption from customs duty
4051	Import per konsum pas RPA me pezullim	73,156	3,371	61,920	3,119	import after inward processing with suspension
4053	Import per konsum pas RLP me perjashtim te plote	9,099	2,965	9,862	3,322	import after temporary importation with total exemption
4055	Import per konsum pas RLP me perjashtim te pjesshem	132	175	392	124	import after temporary importation with partial exemption
4056	Import per konsum pas ekspozitive ose panairove	1	1	3	3	import after exhibitions or fairs
4071	Import per konsum pas magazinimit doganor	299,888	55,127	627,112	73,776	import after customs warehousing regime
4078	Import per konsum pas vendosjes ne zone ose magazine te lire	217,240	24,620	234,221	18,574	import after free warehousing or free zones
4091	Import per konsum pas perpunimit nen kontrollin doganor					import for consumption after processing under customs control
4200	Import per konsum i mallrave te perjashtuara pa procedure te meparshme	29,212	11,734	21,782	10,862	import of exempted goods without previous procedure
4253	Import per konsum me perjashtim nga taksat per RLP	77	43	108	86	import of exempted goods after temporary importation
4271	Import per konsum i mallrave te perjashtuara pas magazines doganore	1,294	905	2,533	1,138	import of exempted goods after customs warehousing
4278	Import per konsum i mallrave te perjashtuara pas magazines se lire	235	32	106	11	import of exempted goods after free warehouse
4291	Import pas perpunimit nen kontroll doganor					import after processing under customs control
4700	Qarkullim i lire me akcise te pezulluar	170,678	28,368	182,077	24,478	free circulation with Excise suspended
4751	Qarkullim i lire me akcise te pezulluar pas RPA me pezullim	178	13			free circulation with Excise suspended after inward processing suspension
4771	Qarkullim i lire me akcise te pezulluar pas magazinimit doganor	2	2	85	11	free circulation of Excise suspended after customs storage
4778	Qarkullim i lire me akcise te pezulluar pas magazines se lire					free flow with akcise suspended after free warehouse
4900	Import paraprak mallrave PP, Shkembim standart i garantuar	0	2	1	9	import of outward processing, standart exchange
5100	Import i perkohshem per RPA me pezullim	654,126	181,575	584,404	155,662	temporary importation for inward processing, suspension
5151	Transferim i mallrave apo produkteve kompesuese nga RPA tek nje tjetere	130,102	14,292	81,137	8,533	transferal of goods among two inward processing regims
5171	Import per RPA pas magazinimit doganor	17,255	2,903	13,537	2,427	temporary importation for inward processing, after customs warehousing
5178	Futja e mallrave me RPA me pezullim nga magazina e lire	21,637	1,791	27,302	1,594	Introducing of suspension RPA goods from free warehouse
5300	Import i perkohshem per RLP me perjashtim te plote	23,236	11,435	20,349	8,000	temporary importation with total exemption
5353	Transferim i RLP me perjashtim te plote nga nje mbajtes tek nje tjetere	952	220	908	130	transfer of temporary admission regime with total exemption from a carrier to another
5356	Import i perkohshem me perjashtim te plote pas ekspozitive ose panairove			0	28	temporary import with complete exemption after exhibitions or fairs
5371	Import i perkohshem perjashtim i plote pas magazinimit doganor	1,069	1,504	937	1,190	temporary importation with total exemption after customs warehousing
5500	Import i perkohshem per RLP me perjashtim te pjesshem	3,019	2,130	4,366	2,889	temporary importation with partial exemption
5553	RLP me perjashtim te pjesshem pas RLP me perjashtim te plote	3	0			RLP with partial exception after of RLP with full exception
5555	Transferim nga mbajtesi tek persona te tjere RLP perjashtim i plote	231	48	78	72	transfer from holder to other temporary admission persons, complete exemption
5571	Import per RLP me perjashtim te pjesshem pas magazines doganore	55	178	46	94	import for RLP partial suspension after customs warehouse
5600	Import i perkohshem per ekspozita pa procedure te meparshme	23	22	27	51	temporary importation for exhibitions or fairs without previous procedure
5671	Import i perkohshem per ekspozite pas magazinimit doganor	0	0			temporary import for exhibition after customs warehouse
6121	RI-Importim i mallrave ne RPP	454	45	480	85	re importation under outward processing
6221	Operacione perpunimi ne vend te huaj	266	122	1,277	225	processing operations in a foreign country
6323	RI-Importim i mallrave te rikthyera pa ndryshime	3,295	591	3,847	780	re importation of the returned goods without changes
6525	RI-Importim i mallrave te eksportuar per riparime	769	210	1,090	247	re importation of the repaired goods
6571	Riimportim nga eksporti per riparime pas magazinimit doganor	8	4	45	19	re-importation from export for repairs after customs warehousing
6910	Rikthim i mallrave te eksportuara definitivisht	2,187	485	1,831	396	re importation of exported goods (ex 1)
9300	Asgjesimi i mallrave nen kontroll doganor	66	15	22	2	destruction of goods under processing under customs control regime
9351	Shkaterim i mallrave qe kane qene ne RPA pezullim	34,801	107	40,816	46	destruction of goods after inward processing / suspension
9353	Shkaterim i mallrave pas RLP me perjashtim te plote	32	1	103	13	destruction of goods after temporary admission with complete exemption
9355	Shkaterimi i mallrave pas RLP me perjashtim te pjesshem	28	81	0	0	destruction of goods after RLP with partial exemption
9371	Shkaterimi i mallrave qe kane qene ne magazine doganore	0	0	407	84	destruction of the goods that were in the customs warehouse
9378	Shkaterimi i mallrave qe ane qene ne zone te lire			29	2	destruction of goods that were in the free zone
9451	Braktisje e mallit pas RPA					abandonment of goods after inward processing
9471	Braktisje e mallrave pas regjimit te magazines doganore	0	0			abandonment of goods after the customs warehouse regime
9600	Sistemim situatave ne zonen e lire per shkarkimin e tranzitit	386,891	684	576,954	491	arrangement of situation in the free zone for transit unloading
9678	Sistemim situatave pas hyrjes se mallrave ne magazine te lire	7,341	342	6,359	1	collation situation after entry of goods in free warehouse
9700	Diferenca ne matje	2,253	22	2,486	18	difference in measurement
9771	Diferenca ne matje	51	6	73	26	the difference in measurements
9778	Diferenca ne matje ne magazine te lire	487	27	755	31	the difference in measurements in a free warehouse
9900	Firo natyrore apo teknike	1,002	121	915	91	natural or technical firo
9951	Firo natyrore ose teknike e mallrave qe kane qene ne RPA pezullim	18,803	5	26,533	5	natural or technical losses of inward processing / suspension
9971	firo natyrore ose teknike e mallrave qe kane qene ne Magazine Doganore	11	2	16	2	natural or technical expected losses of the goods that were in the Customs Warehouse
9978	Firo natyrore ose teknike e mallrave qe kane qene ne Mag te Lire	58	5	74	6	natural or technical losses of goods in free warehousing
<b>Totali</b>		<b>5,779,783</b>	<b>987,237</b>	<b>6,339,836</b>	<b>899,949</b>	

Tabela Nr 24 Eksporti Total sipas Procedurës

Table No 24 Total Export by Procedure

Procedura	Përshkrimi	2022		2023		Description
		Volume/Ton	Value/mln lek	Volume/Ton	Value/mln lek	
1000	Eksport definitiv direkt	3,346,629	221,151	3,505,955	187,253	definitiv export
1021	Eksport defenitiv pas eksportimit te perkohshem per perpunim pasiv RPP			2	1	Definitive export after temporary export for passive processing
1023	Eksport definitiv pas eksportit te perkohshem per kthim pa ndryshime	16	6	17	6	definitive export after temporary exportation for return without changes
1025	Eksport definitiv pas eksportit te perkohshem per riparime	4	8	1	3	definitive export after temporary exportation for repair
1051	Eksport pas RPA me pezullim	21	9			export after active processing regime with suspension
1072	Eksport i mallrave shqiptare qe kane gene ne MagDog	28	94	43	128	definitive export of albanian goods after customs warehousing
2100	Eksport i perkohshem per RPP direkt pa procedure te meparshme	449	136	476	133	temporary exportation for outward processing, without previous procedure
2151	Perpunim pasiv i mallrave ne PA	277	132	1,298	242	passive processing of goods under active processing
2300	Eksport i perkohshem per kthim pa ndryshime pa procedure te meparshme	3,280	370	3,940	757	temporary exportation for return without changes without previous procedure
2500	Eksport i perkohshem i mallrave shqiptare per riparime	904	4,745	792	2,336	temporary exportation of albanian goods for repair
2553	Eksport i perkohshem per riparime i mallrave qe jane ne RLP	2	1	482	237	temporary exportation for repair of the goods under temporary importation
2555	Eksport i perkohshem per riparime i mallrave qe jane ne RLP perjashtim i pjeshsem	3	1			temporary exportation for repair of the goods under temporary importation partial exemption
2571	Eksport i perkohshem per riparim te mallrave te cilat jane ne magazine doganore			9	11	Temporary export for repair of goods which are in the customs warehouse
3100	Kthim ne origjine pa procedure te meparshme	51,007	6,209	153,693	9,942	return to origine country without previous procedure
3140	Riekportim pas Importimit per konsum te brendshem	9,596	1,727	7,624	1,598	reexport after definitive import
3147	Riekportim pas qarkullimit te lire te akcise te pezulluar			2	0	re-export after free circulation with suspended excise duty
3151	Ri-eksportim pas RPA me pezullim	502,698	255,088	575,031	240,554	re export after inward processing with suspension
3153	Ri-eksportim pas Importimit me RLP me perjashtim te plote	23,790	9,643	20,071	9,095	re export after temporary importation with total exemption
3155	Ri-eksportim pas RLP me perjashtim te pjesshem	2,836	1,714	3,946	2,211	re export after temporary importation with partial exemption
3156	Ri-eksportim pas ekspozitave ose panaireve	54	47	27	51	re export after exhibitions or fairs
3171	Ri-eksportim pas hyrjes ne MagDog i mallrave jo shqiptare	278,194	30,488	194,516	21,491	re exportation of non albanian goods under customs warehousing regime
3178	Ri-eksportim pas vendosjes ne magazina ose zona te lira	146,296	16,489	147,874	11,455	re exportation after customs warehousing or free zones
Total		<b>4,366,084</b>	<b>548,056</b>	<b>4,615,796</b>	<b>487,505</b>	

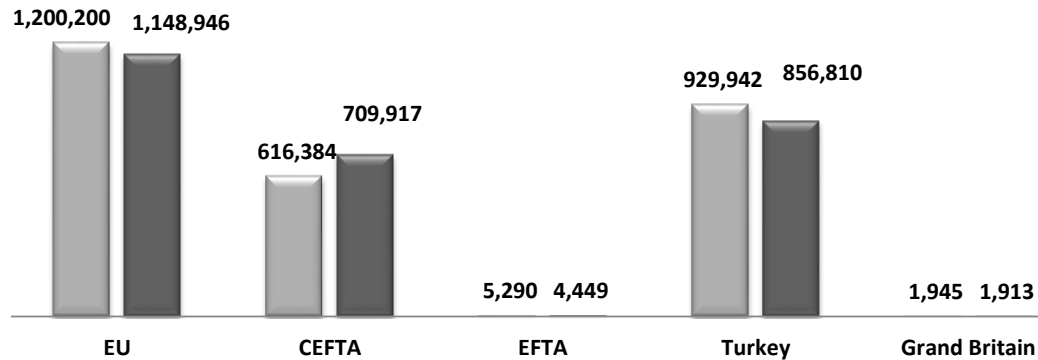
Tabela 25 Marrëveshjet e Tregtisë të Lirë Import

Table 25 Free Trade Agreements Import

Grupimet	2022				States	2023			
	MTL Volume/Ton	MTL Value/mln lek	Total Volume/Ton	Total Value/mln lek		FTA Volume/Ton	FTA Value/mln lek	Total Volume/Ton	Total Value/mln lek
BE	1,200,200	274,592	1,842,743	491,453	EU	1,148,946	264,412	1,736,174	444,977
CEFTA	616,384	38,607	745,128	72,556	CEFTA	709,917	39,366	811,988	55,626
EFTA	5,290	1,843	16,223	22,353	EFTA	4,449	1,520	18,659	14,883
Turqia	929,942	93,674	1,105,762	114,882	Turkey	856,810	67,055	991,225	84,682
Britania e Madhe	1,945	757	8,903	7,430	Grand Britain	1,913	750	11,718	8,922
<b>Totali</b>	<b>2,753,762</b>	<b>409,472</b>	<b>3,718,758</b>	<b>708,674</b>	<b>Totals</b>	<b>2,722,035</b>	<b>373,103</b>	<b>3,569,764</b>	<b>609,090</b>

FTA Goods Import / Volume Ton 2022-2023

■ FTA Volume 2022 ■ FTA Volume 2023



FTA Goods Import / Value mln Lek 2022-2023

■ FTA Value 2022 ■ FTA Value 2023

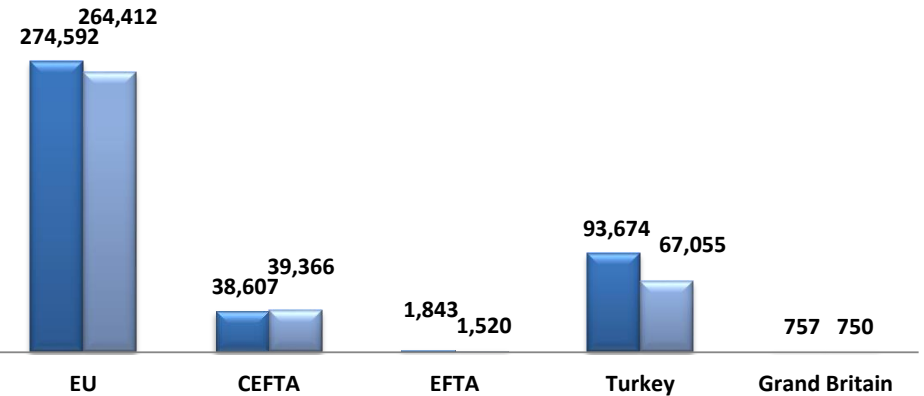




Tabela 26 Marrëveshjet e Tregtisë së Lirë Eksport

Table 26 Free Trade Agreements Export

Grupimet	2022				States	2023			
	MTL Volume/Ton	MTL Value/mln lek	Total Volume/Ton	Total Value/mln lek		FTA Volume/Ton	FTA Value/mln lek	Total Volume/Ton	Total Value/mln lek
BE	642,975	198,319	1,619,257	355,076	EU	580,712	180,388	1,489,206	315,803
CEFTA	1,169,269	43,963	1,769,647	81,463	CEFTA	1,678,453	50,137	2,080,063	79,621
EFTA	691	226	33,549	3,595	EFTA	798	460	15,657	5,154
Turqia	31,036	3,651	67,413	6,447	Turkey	24,512	2,839	50,333	5,148
Britania e Madhe	2,850	674	5,842	2,178	Grand Britain	1,335	348	111,185	6,382
<b>Totali</b>	<b>1,843,971</b>	<b>246,158</b>	<b>3,489,866</b>	<b>446,581</b>	<b>Totals</b>	<b>2,285,810</b>	<b>233,824</b>	<b>3,635,260</b>	<b>405,726</b>

