



**General Directorate of Customs  
Fiscal Analyses Unit**

**BULETINI FISKAL JANAR-DHJETOR 2022**

**FISCAL BULETIN  
JANUARY-DECEMBER 2022**

**Tel ++ 355 4 2 264 913**

**Përmbajtja  
Content**

***Të Ardhurat Doganore në Total dhe sipas zërave***

***Customs Revenues***

1. Realizimi i të Ardhurave Doganore (Taksë doganore, Akcisë, Tvsh, Rentë minerare, etj.)  
Customs Revenues ( Customs Duty, Excise, VAT, Mineral Royalty, etc.)
2. Realizimi i të Ardhurave Doganore në vite  
Customs Revenues in years
3. Taksë Doganore në vite  
Customs Duty in years
4. Akcisa në vite  
Excise in years
5. Tvsh në vite  
VAT in years
6. Renta minerare në vite  
Mineral Royalty in years
7. Niveli mesatar i Taksës Doganore në vite  
Average Tariff Rate in years

***Volumi i Importeve në Vlerë***

***Value of Imports***

8. Vlera e importeve sipas muajve  
Value of imports by months
9. Vlera e importeve në vite  
Value of imports in years
10. Importi i Taksuar në vite  
Taxable imports in years
11. Importi i Pataksuar në vite  
Untaxable Imports in years
12. Importi me Regjim Perpunimi Aktiv në vite  
Import under inéard processing in years
13. Kursi i këmbimit të dollarit amerikan kundrejt lekut  
Exchange rate USD/Lek
14. Kursi i këmbimit të Euros kundrejt lekut  
Exchange rate Euro/Lek

***Mallrat Kryesore të Akcisës dhe Mallrat që zënë peshën kryesore në Totalin e të Ardhurave  
Main Excise Commodities and Main Imports Revenues Collected***

15. Mallrat Kryesore të Akcizës ( Cigare, Birrë, Kafë, Karburant )  
Main Excise Commodities by months( Cigarette, Beer, Fuel, Coffee)
16. Importi i Kafës, Birrës, Cigareve, Karburantit në Vite  
Main Excise Commodities by years ( Coffee, Beer, Cigarette, Fuel )
17. Mallrat që zënë peshën kryesore në Totalin e Të Ardhurave  
Main Imports Revenues Collected

**Tabela 1 Realizimi i të Ardhurave Doganore ( TD, Akcisë,Tvsh, Rentë minerare)**  
**Table 1 Customs Revenues ( Customs Duty,Excise,VAT,Mineral Royalty)**

Në milion lekë

Muajt	Plani	Fakti	Dif (Vlerë absolute)	Realizimi ne %	Months
Janar	13,396	13,397	1	100	January
Shkurt	16,173	16,232	59	100	February
Mars	18,700	18,710	10	100	March
Prill	17,217	17,254	37	100	April
Maj	18,303	18,304	1	100	May
Qershor	19,155	19,188	33	100	June
Korrik	19,615	19,616	1	100	July
Gusht	20,784	21,270	486	102	August
Shtator	19,241	20,657	1,416	107	September
Tetor	18,520	18,733	213	101	October
Nëntor	18,836	17,983	-853	95	November
Dhjetor	21,060	21,981	921	104	December
<b>Progresivi</b>	<b>221,000</b>	<b>223,323</b>	<b>2,323</b>	<b>101</b>	<b>Total</b>

Nuk janë të zbritura Rimbursimet e Akcizës

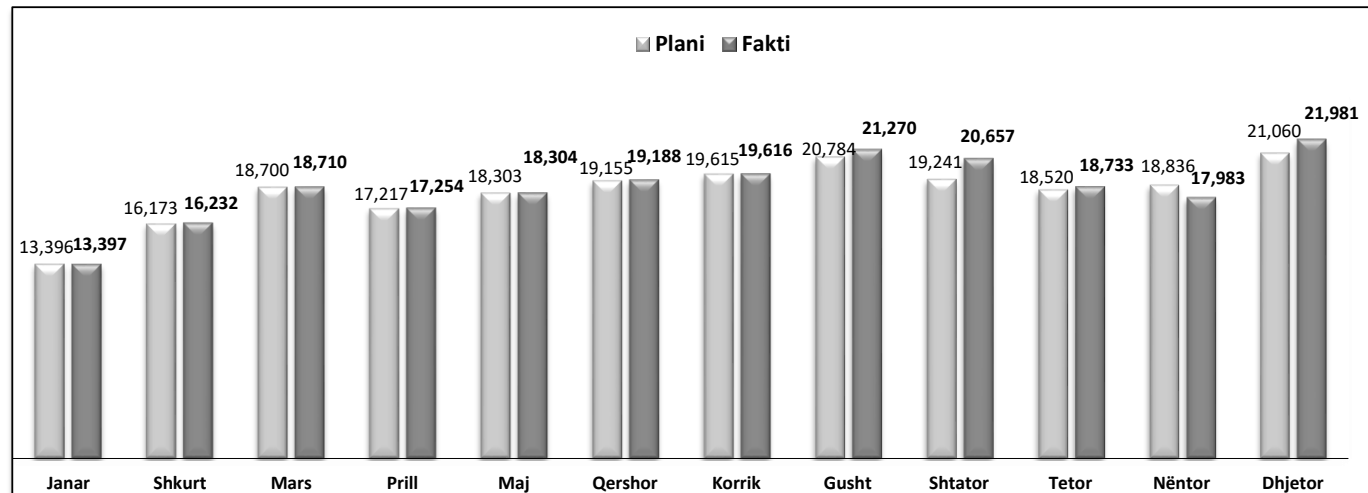


Tabela 2 Realizimi i të Ardhurave Doganore në vite

Table 2 Customs Revenues in years

*Në milion lekë*

Muajt	2018	2019	2020	2021	2022	Months
Janar	11,361	10,604	11,267	11,575	13,397	January
Shkurt	11,440	11,704	12,381	12,223	16,232	February
Mars	13,408	13,271	10,945	14,478	18,710	March
Prill	12,703	13,783	8,966	14,580	17,254	April
Maj	13,792	14,246	11,156	15,055	18,304	May
Qershor	13,818	13,904	13,253	16,875	19,188	June
Korrik	14,727	15,865	14,316	17,160	19,616	July
Gusht	14,753	15,825	13,640	17,335	21,270	August
Shtator	12,907	13,009	13,496	16,859	20,657	September
Tetor	14,302	14,625	14,338	17,951	18,733	October
Nëntor	13,961	13,221	14,031	18,509	17,983	November
Dhjetor	14,973	15,449	14,904	15,839	21,981	December
<b>Progresivi</b>	<b>162,145</b>	<b>165,505</b>	<b>152,693</b>	<b>188,438</b>	<b>223,323</b>	<b>Total</b>

*Nuk janë të zbritura Rimbursimet e Akcizës*

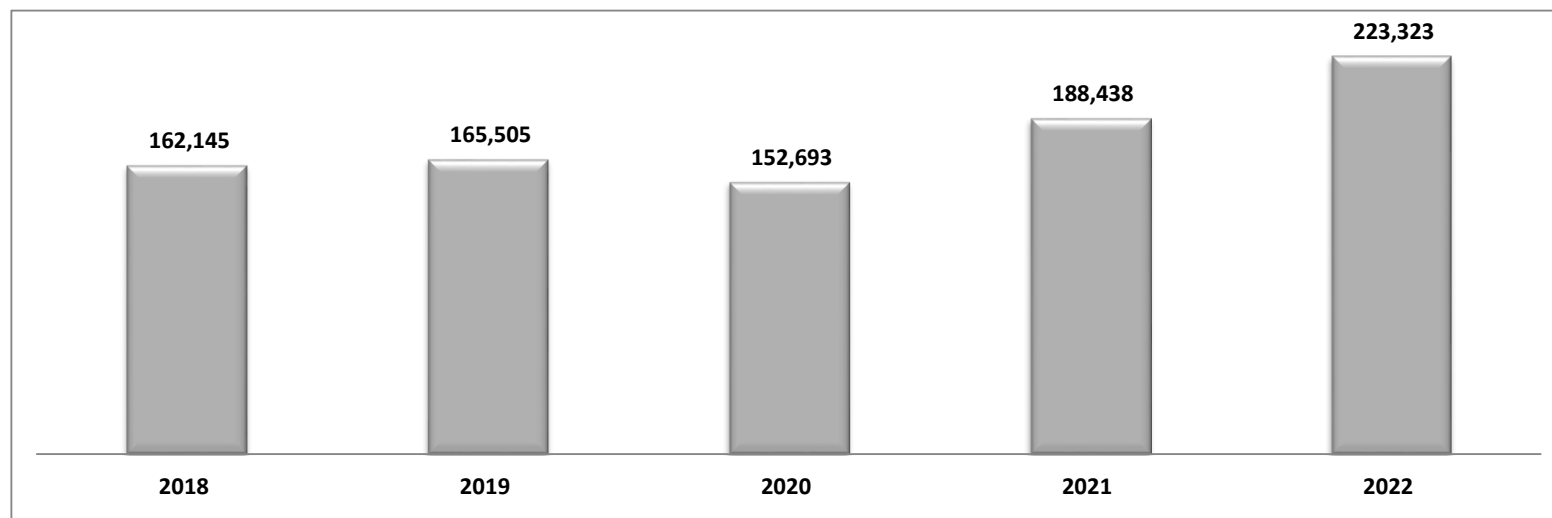
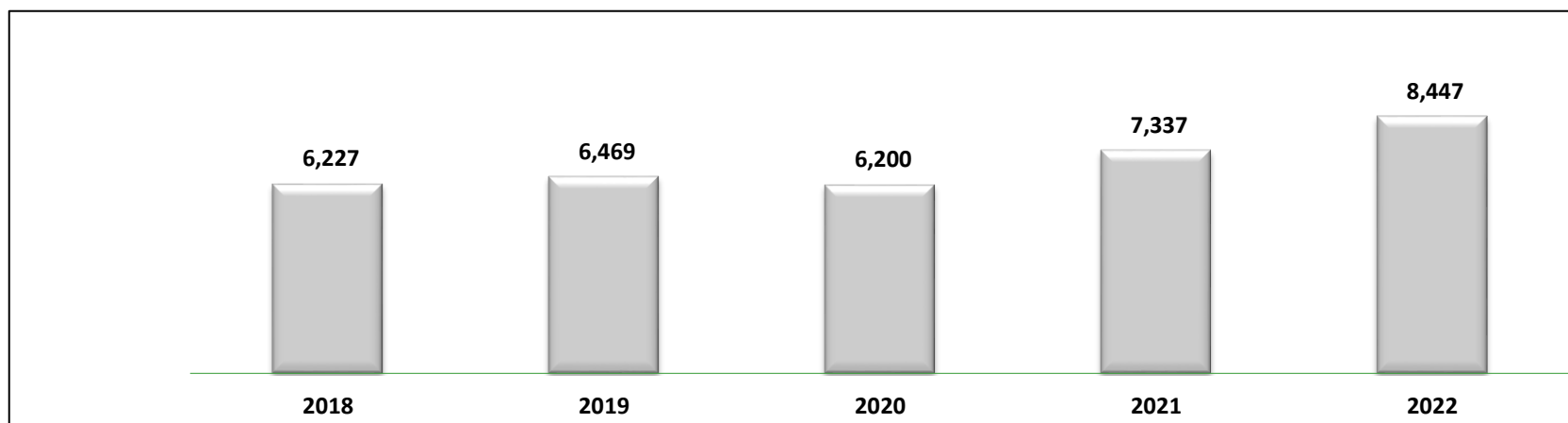


Tabela 3 Taksa Doganore në vite

Table 3 Customs Duty in years

*Në milion Lekë*

Muajt	2018	2019	2020	2021	2022	Months
Janar	418	410	451	458	464	January
Shkurt	459	430	503	479	564	February
Mars	523	571	405	569	699	March
Prill	467	555	373	564	644	April
Maj	564	592	514	604	757	May
Qershor	529	559	562	647	777	June
Korrik	590	630	587	716	815	July
Gusht	541	579	550	676	768	August
Shtator	467	478	513	653	787	September
Tetor	533	550	559	678	674	October
Nëntor	544	533	586	655	698	November
Dhjetor	592	581	594	636	800	December
<b>Progresivi</b>	<b>6,227</b>	<b>6,469</b>	<b>6,200</b>	<b>7,337</b>	<b>8,447</b>	<b>Total</b>

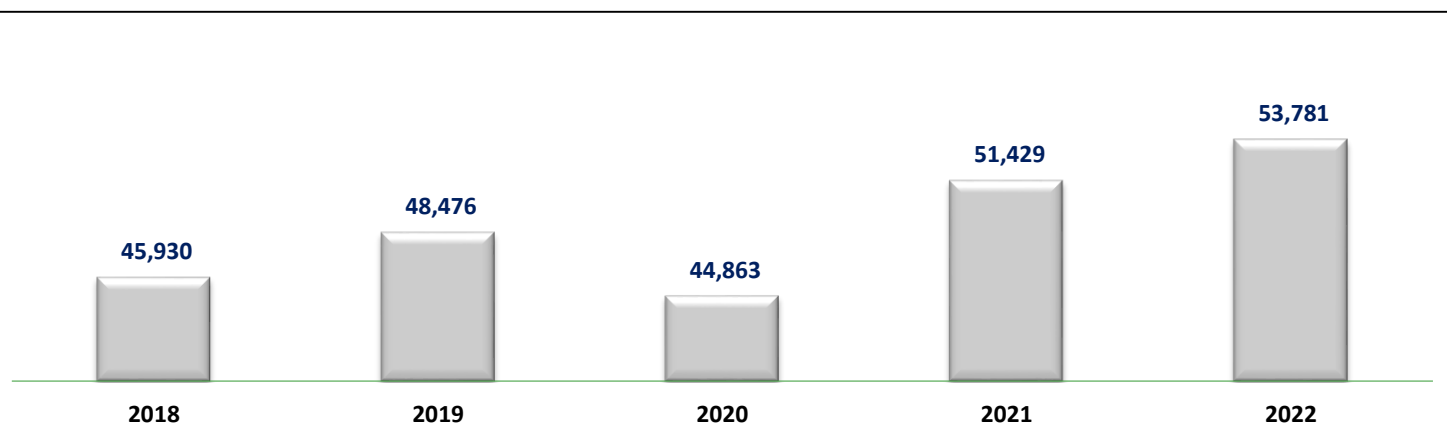




**Tabela 4 Akciza në vite**  
**Table 4 Excise in years**

Në milion Lekë

Muajt	2018	2019	2020	2021	2022	Months
Janar	3,044	3,101	3,446	3,186	3,495	January
Shkurt	3,207	3,269	3,329	3,422	4,025	February
Mars	3,434	3,840	3,512	3,764	3,915	March
Prill	3,467	3,689	2,421	3,703	3,758	April
Maj	3,707	3,891	3,201	4,318	4,391	May
Qershor	4,236	4,327	3,992	4,901	4,741	June
Korrik	4,384	4,861	4,220	4,853	4,923	July
Gusht	5,060	5,309	4,415	5,477	5,647	August
Shtator	3,790	3,960	3,949	4,507	4,683	September
Tetor	3,944	4,124	4,042	4,501	4,512	October
Nëntor	3,891	3,641	4,040	4,247	4,806	November
Dhjetor	3,765	4,465	4,296	4,550	4,887	December
<b>Progresivi</b>	<b>45,930</b>	<b>48,476</b>	<b>44,863</b>	<b>51,429</b>	<b>53,781</b>	<b>Total</b>

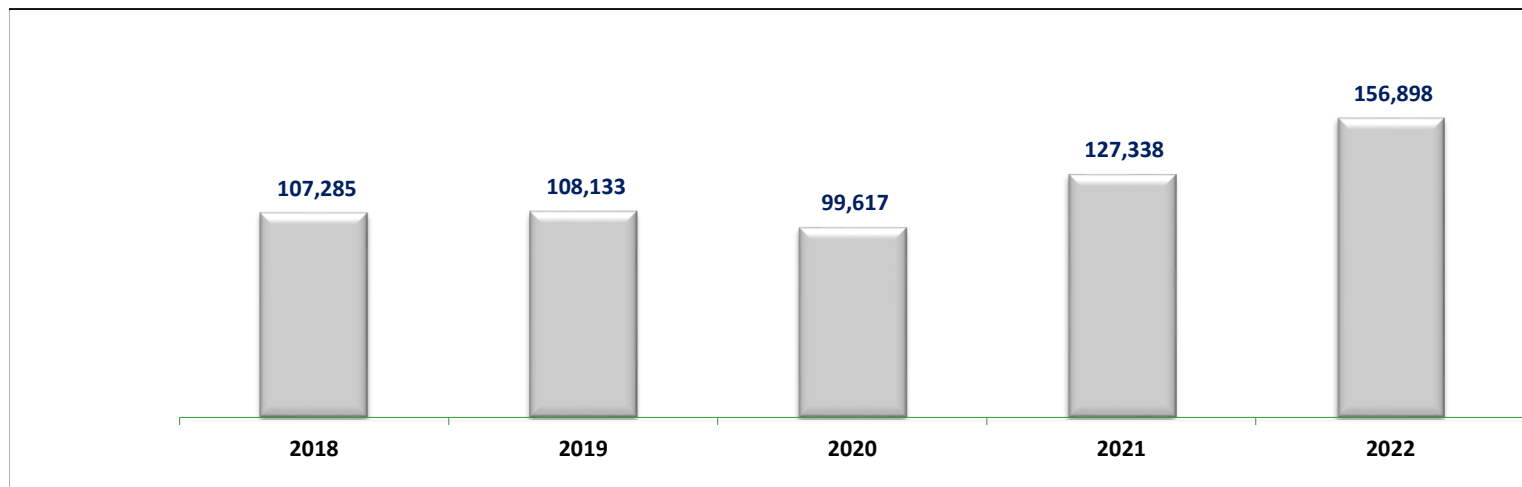


Shënim :

Tabela 5 Tvsh në vite  
Table 5 VAT in years

Në milion lekë

Muajt	2018	2019	2020	2021	2022	Months
Janar	7,665	6,893	7,124	7,683	9,160	January
Shkurt	7,505	7,849	8,330	8,130	11,317	February
Mars	9,197	8,684	6,833	9,958	13,593	March
Prill	8,514	9,340	6,122	10,137	12,509	April
Maj	9,260	9,477	7,360	9,879	12,720	May
Qershor	8,855	8,856	8,569	11,140	13,243	June
Korrik	9,580	10,195	9,344	11,394	13,565	July
Gusht	8,987	9,788	8,552	11,055	14,426	August
Shtator	8,453	8,323	8,867	11,500	14,931	September
Tetor	9,532	9,656	9,609	12,566	13,392	October
Nëntor	9,344	8,805	9,239	13,369	12,035	November
Dhjetor	10,395	10,267	9,670	10,527	16,006	December
<b>Progresivi</b>	<b>107,285</b>	<b>108,133</b>	<b>99,617</b>	<b>127,338</b>	<b>156,898</b>	<b>Total</b>





**Tabela 6 Renta Minerare në vite**  
**Table 6 Mineral Royalty in years**

Në milion Lekë

Muajt	2018	2019	2020	2021	2022	Months
Janar	234	201	246	247	277	January
Shkurt	269	155	219	191	326	February
Mars	255	176	196	187	502	March
Prill	255	199	49	175	344	April
Maj	261	286	81	255	437	May
Qershor	198	162	130	187	427	June
Korrik	173	178	164	197	312	July
Gusht	165	148	123	127	429	August
Shtator	198	247	167	199	256	September
Tetor	293	295	128	206	154	October
Nëntor	181	242	166	238	445	November
Dhjetor	221	136	343	127	289	December
<b>Progresivi</b>	<b>2,704</b>	<b>2,427</b>	<b>2,012</b>	<b>2,335</b>	<b>4,198</b>	<b>Total</b>

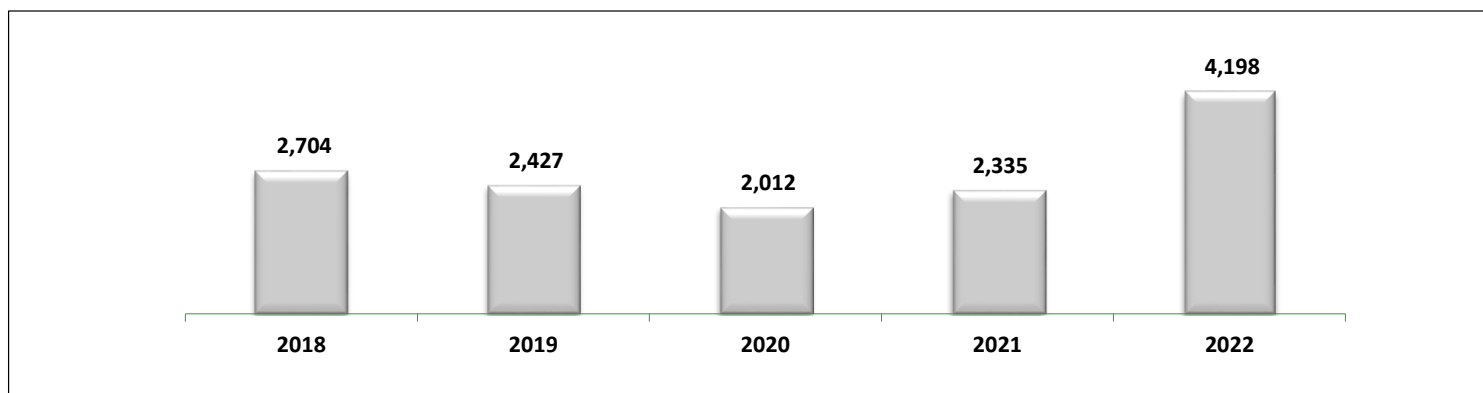


Tabela 7 Niveli mesatar i taksës doganore në vite

Table 7 Average Tariff Rate in years

Muajt	2018	2019	2020	2021	2022	Months
Janar	1.52	1.16	1.39	1.28	1.11	January
Shkurt	1.31	1.29	1.28	1.17	1.04	February
Mars	1.19	1.36	1.22	1.12	1.05	March
Prill	1.20	1.43	1.15	1.12	1.06	April
Maj	1.35	1.40	1.48	1.29	1.25	May
Qershor	1.20	1.40	1.40	1.22	1.22	June
Korrik	1.38	1.42	1.34	1.32	1.27	July
Gusht	1.27	1.44	1.39	1.30	1.13	August
Shtator	1.11	1.21	1.24	1.19	1.11	September
Tetor	1.17	1.23	1.18	1.12	1.04	October
Nëntor	1.28	1.21	1.34	1.01	1.21	November
Dhjetor	1.31	1.17	1.22	1.25	1.01	December
<b>Niveli mesatar</b>	<b>1.26</b>	<b>1.31</b>	<b>1.30</b>	<b>1.19</b>	<b>1.12</b>	<b>Average tariff rate</b>

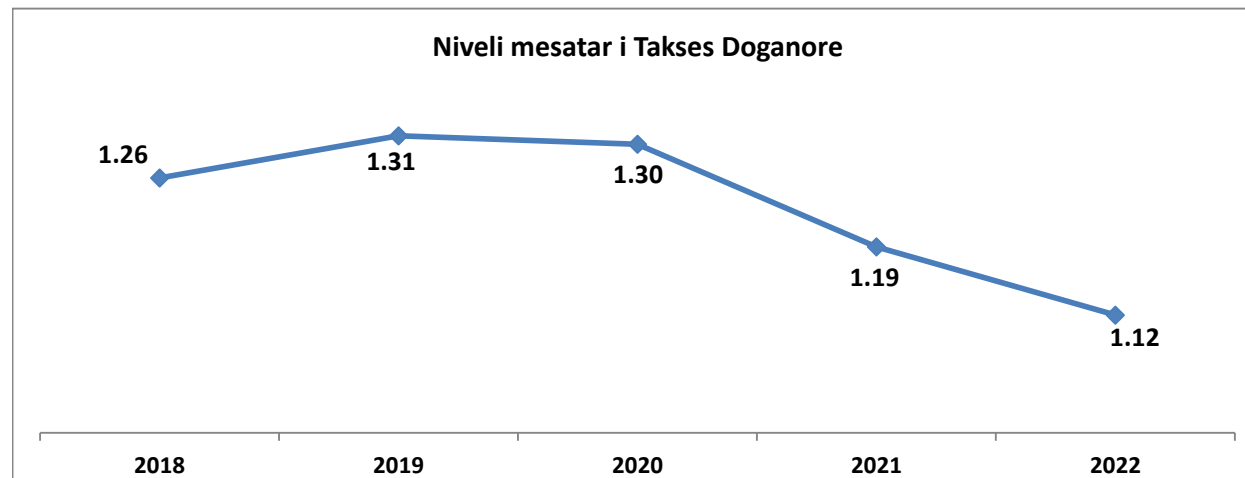
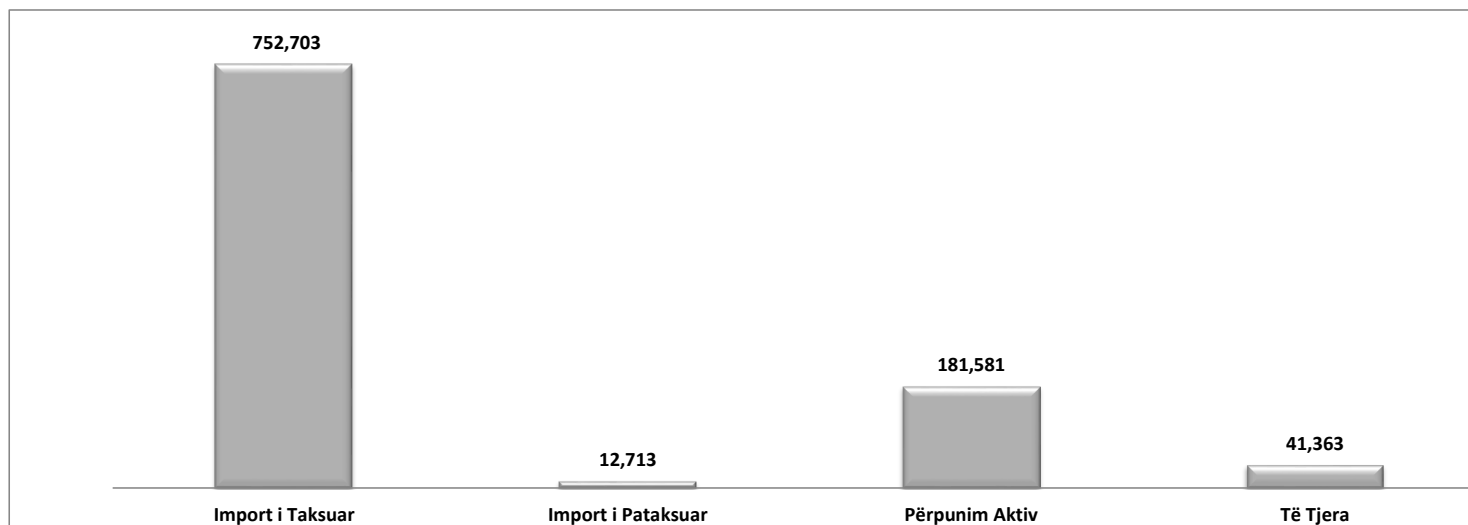


Tabela 8 Vlera e Importeve sipas muajve  
Table 8 Value of imports by months

Në milion lekë

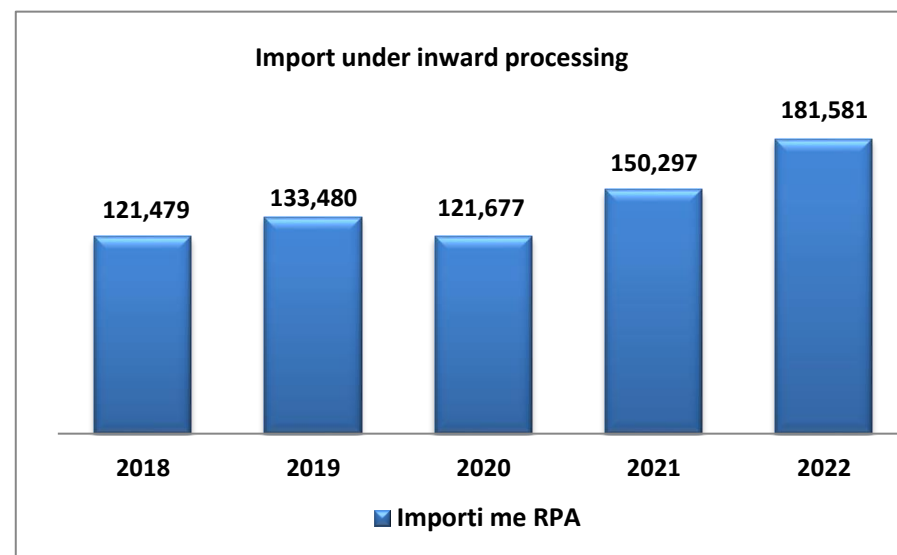
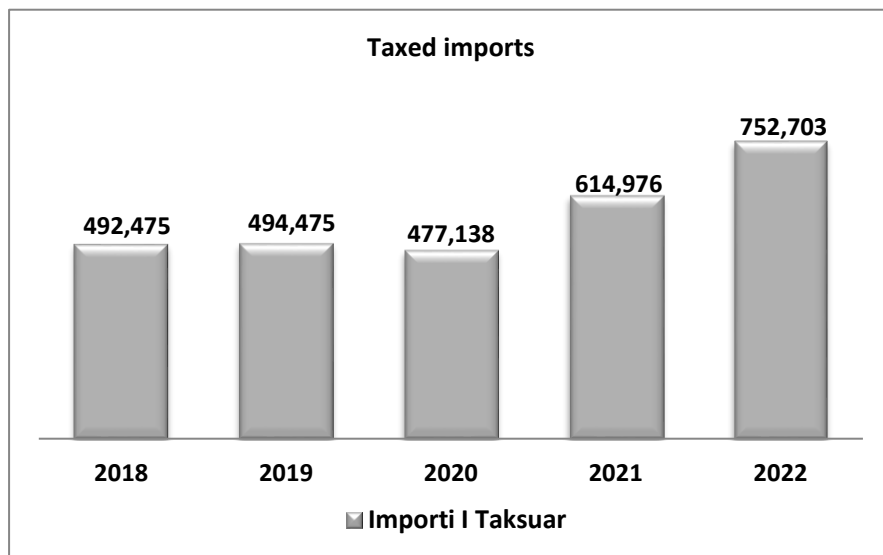
Muajt	Import		Import i Taksuar		Import i Pataksuar		Përpunim Aktiv		Të Tjera		Months
	Vlera	Vlera	%	Vlera	%	Vlera	%	Vlera	%		
Janar	56,238	41,971	74.6	675	1.2	12,067	21.5	1,525	2.7	January	
Shkurt	69,978	54,137	77.4	367	0.5	13,716	19.6	1,758	2.5	February	
Mars	89,317	66,826	74.8	827	0.9	15,992	17.9	5,672	6.4	March	
Prill	80,018	60,559	75.7	762	1.0	16,505	20.6	2,192	2.7	April	
Maj	82,418	60,717	73.7	1,236	1.5	17,501	21.2	2,965	3.6	May	
Qershor	83,655	63,707	76.2	1,267	1.5	16,173	19.3	2,508	3.0	June	
Korrik	86,730	64,235	74.1	1,002	1.2	16,188	18.7	5,305	6.1	July	
Gusht	86,636	67,890	78.4	1,174	1.4	9,869	11.4	7,703	8.9	August	
Shtator	89,685	70,750	78.9	1,222	1.4	15,470	17.2	2,242	2.5	September	
Tetor	85,707	64,955	75.8	1,081	1.3	17,276	20.2	2,395	2.8	October	
Nëntor	80,165	57,698	72.0	1,937	2.4	17,335	21.6	3,194	4.0	November	
Dhjetor	97,813	79,257	81.0	1,163	1.2	13,489	13.8	3,904	4.0	December	
<b>Progresivi</b>	<b>988,359</b>	<b>752,703</b>	<b>76.2</b>	<b>12,713</b>	<b>1.3</b>	<b>181,581</b>	<b>18.4</b>	<b>41,363</b>	<b>4.2</b>	<b>0</b>	



**Tabela 9** Vlera e Importeve në vite  
**Table 9** Value of Imports in years

Në milion lekë

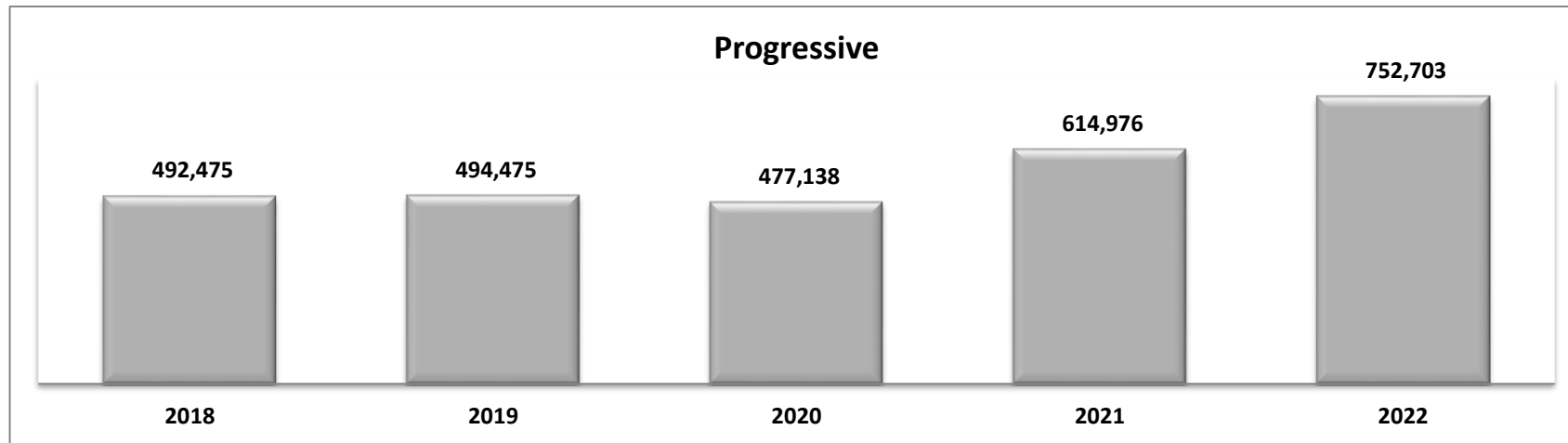
Vitet	2018	2019	2020	2021	2022	Years
Importi I Taksuar	492,475	494,475	477,138	614,976	752,703	Taxable imports
Importi I Pataksuar	7,681	16,225	7,025	13,157	12,713	Untaxable imports
Importi me RPA	121,479	133,480	121,677	150,297	181,581	Import under inward processing
Të tjera Importe	25,989	25,333	30,713	33,642	21,183	Other imports
<b>Totali I Importeve</b>	<b>647,625</b>	<b>669,513</b>	<b>636,553</b>	<b>812,071</b>	<b>968,179</b>	<b>Total of imports</b>



**Tabela 10 Importi i Taksuar në vite**  
**Table 10 Taxable imports in years**

Në milion lekë

Muajt	2018	2019	2020	2021	2022	Months
Janar	27,499	35,206	32,536	35,924	41,971	January
Shkurt	35,129	33,346	39,408	40,925	54,137	February
Mars	43,913	42,104	33,062	50,666	66,826	March
Prill	38,915	38,858	32,600	50,522	60,559	April
Maj	41,882	42,279	34,790	46,920	60,717	May
Qershor	44,165	40,015	40,220	53,043	63,707	June
Korrik	42,748	44,532	43,777	54,027	64,235	July
Gusht	42,552	40,302	39,663	51,866	67,890	August
Shtator	42,209	39,384	41,387	54,779	70,750	September
Tetor	45,688	44,772	47,298	60,431	64,955	October
Nëntor	42,508	43,978	43,719	65,108	57,698	November
Dhjetor	45,268	49,699	48,679	50,763	79,257	December
<b>Progresivi</b>	<b>492,475</b>	<b>494,475</b>	<b>477,138</b>	<b>614,976</b>	<b>752,703</b>	<b>Total</b>





**Tabela 11 Importi i Pataksuar në Vite**  
**Table 11 Not Taxable Imports in years**

*Ne million leke*

Muajt	2018	2019	2020	2021	2022	Months
Janar	363	717	580	391	675	January
Shkurt	612	1,911	552	1,515	367	February
Mars	481	1,852	270	1,288	827	March
Prill	1,007	1,894	499	853	762	April
Maj	676	1,932	865	837	1,236	May
Qershor	657	2,105	356	1,013	1,267	June
Korrik	496	1,360	405	3,710	1,002	July
Gusht	568	1,040	709	695	1,174	August
Shtator	981	1,152	742	812	1,222	September
Tetor	458	1,289	452	924	1,081	October
Nëntor	564	424	440	697	1,937	November
Dhjetor	818	551	1,154	423	1,163	
<b>Progresivi</b>	<b>7,681</b>	<b>16,225</b>	<b>7,025</b>	<b>13,157</b>	<b>12,713</b>	<b>Total</b>

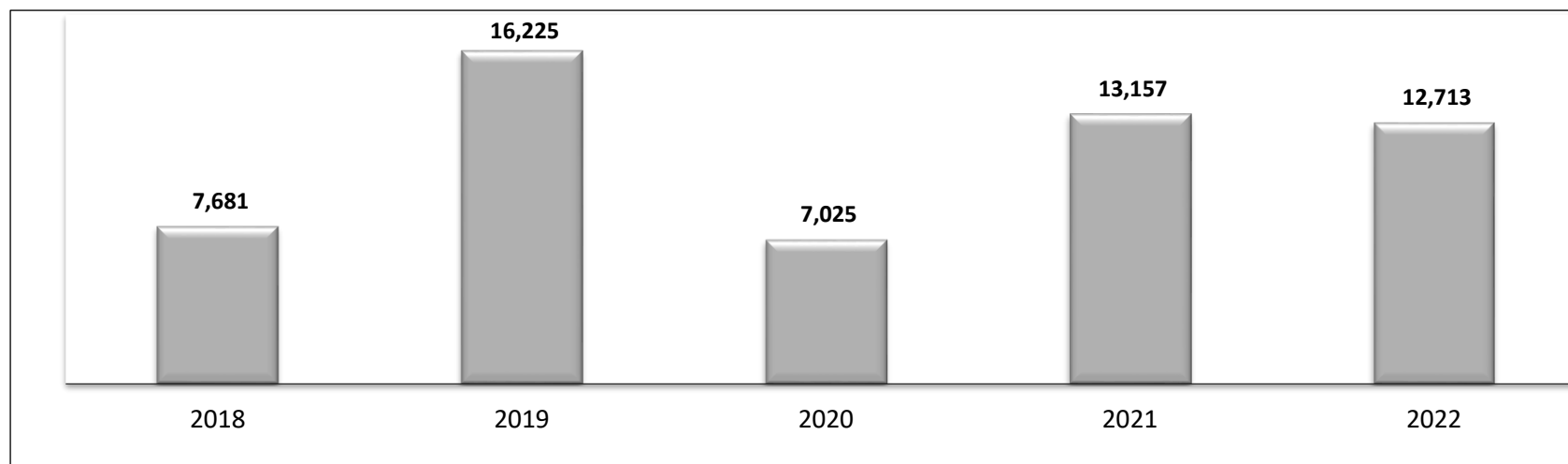


Table 12 Import I Përpnimit Aktiv në Vite

Table 12 Import Under Inward processing in years

Në milion lekë

Muajt	2018	2019	2020	2021	2022	Months
Janar	7,198	9,075	8,923	9,114	12,067	January
Shkurt	8,565	10,954	11,821	10,713	13,716	February
Mars	9,578	11,700	8,763	12,834	15,992	March
Prill	10,009	11,906	5,783	12,015	16,505	April
Maj	12,429	12,812	9,283	14,536	17,501	May
Qershor	12,443	12,085	11,575	13,719	16,173	June
Korrik	11,833	12,011	12,486	13,903	16,188	July
Gusht	6,454	7,383	8,124	8,771	9,869	August
Shtator	10,148	10,644	10,404	13,485	15,470	September
Tetor	11,385	12,444	12,087	15,493	17,276	October
Nëntor	11,789	11,757	11,711	15,255	17,335	November
Dhjetor	9,649	10,709	10,718	10,459	13,489	
<b>Progresivi</b>	<b>121,479</b>	<b>133,480</b>	<b>121,677</b>	<b>150,297</b>	<b>181,581</b>	<b>Total</b>

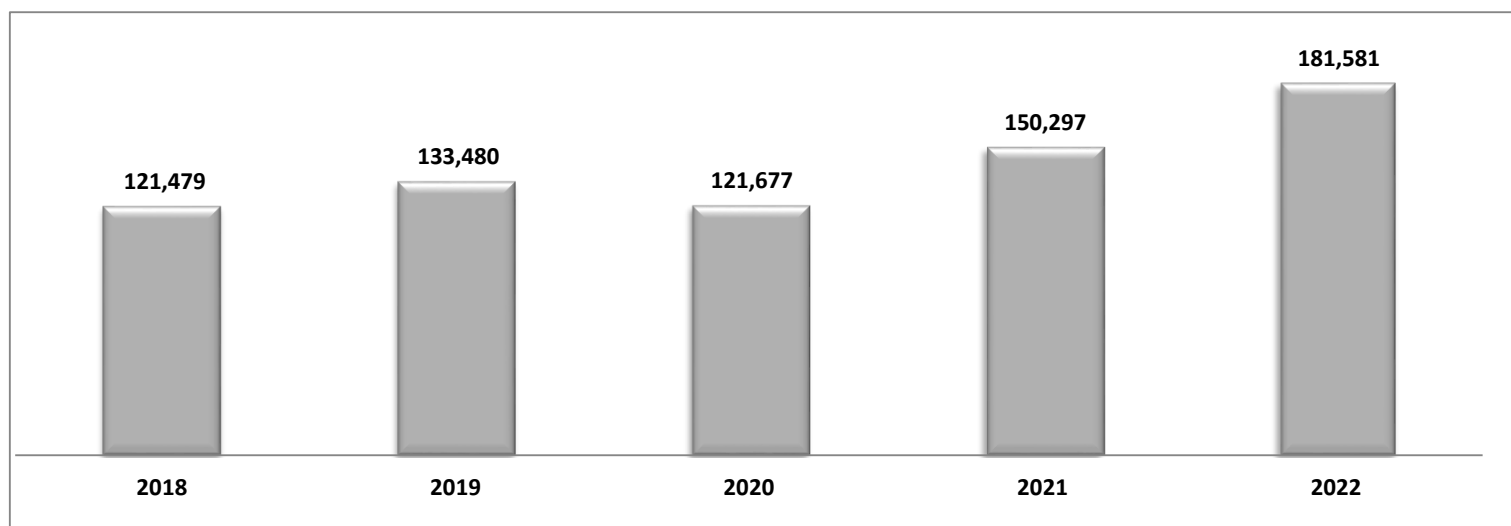
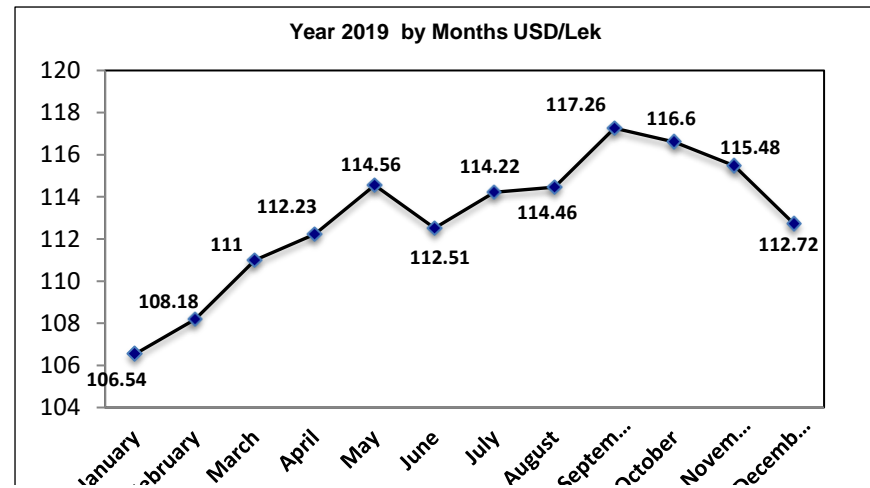
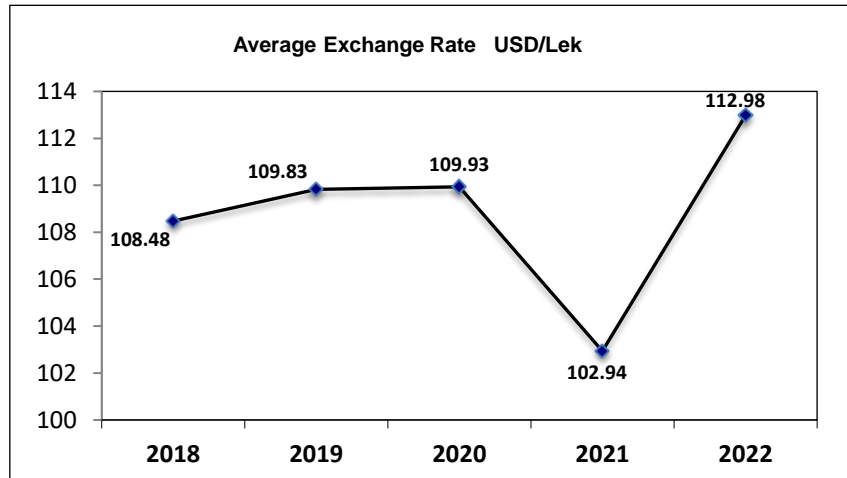




Tabela 13 Kursi i këmbimit të dollarit amerikan kundrejt lekut

Table 13 Exchange rate USD/Lek

Muajt	2018	2019	2020	2021	2022	Months
Janar	111.10	107.82	108.64	100.84	106.54	January
Shkurt	107.26	108.58	110.71	101.97	108.18	February
Mars	108.12	110.51	111.38	101.99	111	March
Prill	105.80	111.67	118.75	104.91	112.23	April
Maj	106.28	110.09	113.55	101.89	114.56	May
Qershor	107.61	109.97	111.76	100.96	112.51	June
Korrik	108.13	107.69	110.95	103.1	114.22	July
Gusht	107.27	109.07	105.61	102.32	114.46	August
Shtator	108.19	110.59	104.33	103.14	117.26	September
Tetor	108.75	111.70	105.99	104.79	116.6	October
Nëntor	110.25	110.44	106.16	105.47	115.48	November
Dhjetor	112.97	109.85	111.34	103.85	112.72	December
Kursi mesatar	108.48	109.83	109.93	102.94	112.98	Average rate



	Y Fe	U	U	U	U
--	------	---	---	---	---

Tabela 14 Kursi i këmbimit të Euros kundrejt lekut

Table 14 Exchange rate Euro/Lek

Muajt	2018	2019	2020	2021	2022	Months
Janar	132.95	123.42	121.77	123.7	120.76	January
Shkurt	133.44	124.64	122.13	123.61	120.9	February
Mars	132.23	125.92	122.74	123.67	121.32	March
Prill	130.44	125.34	130.66	123.16	121.62	April
Maj	128.74	123.38	123.49	123.19	121.1	May
Qershor	125.93	122.63	124.33	123.05	120.75	June
Korrik	125.93	122.65	124.34	122.67	119.13	July
Gusht	125.76	121.64	123.95	121.8	116.78	August
Shtator	126.27	122.12	124.09	121.95	117.19	September
Tetor	126.29	122.11	124.05	121.54	118.85	October
Nentor	124.94	123.25	123.93	122.84	118.07	November
Dhjetor	135.86	133.64	124.30	122.52	116.86	December
<b>Kursi mesatar</b>	<b>129.07</b>	<b>124.23</b>	<b>124.15</b>	<b>122.81</b>	<b>119.44</b>	<b>Average rate</b>

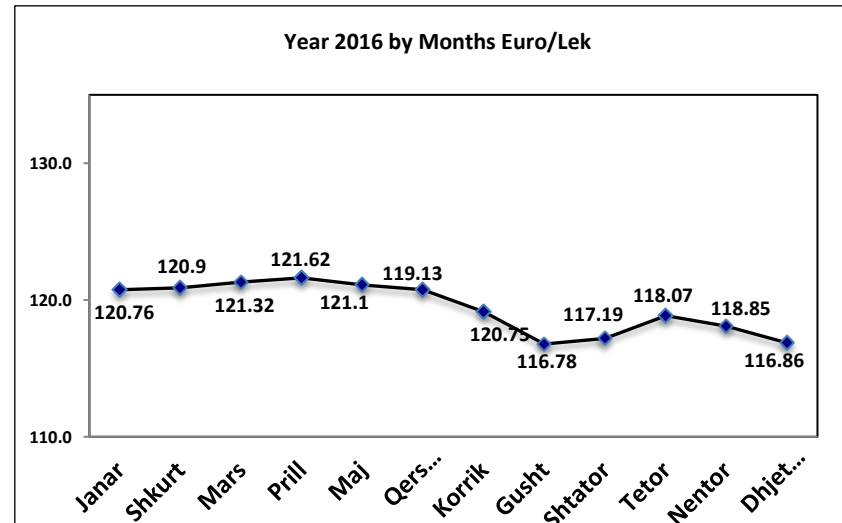
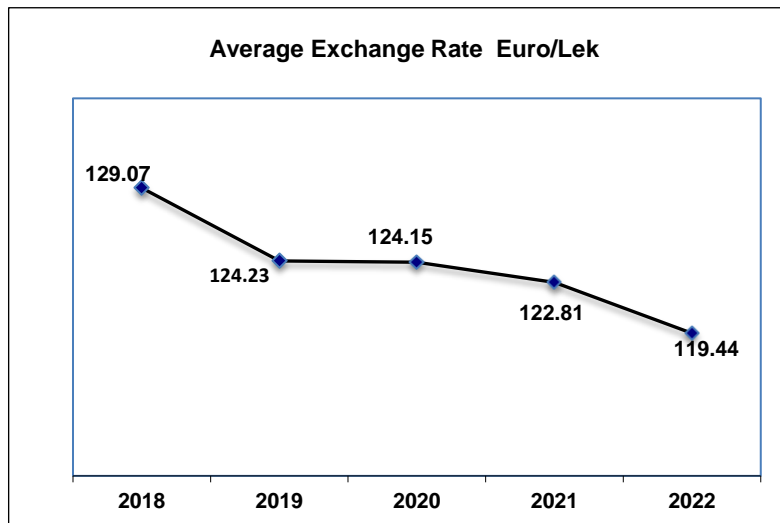




Tabela 15 Mallrat kryesore të Akcisës sipas muajve ( Cigare, Birrë, Karburante, Kafe )

Table 15 Main Excise Commodities by months( Cigarette, Beer,Fuel,Coffee)

Muajt	Cigare	Birrë	Karburante	Kafe	Months
	Cigarette	Beer	Fuel	Coffee	
Janar	178	1,465	45,001	757	January
Shkurt	252	1,816	42,947	678	February
Mars	242	4,561	39,123	444	March
Prill	191	2,721	42,893	568	April
Maj	300	3,903	44,399	617	May
Qershor	267	6,311	45,280	578	June
Korrik	334	7,197	51,686	951	July
Gusht	272	8,190	58,023	624	August
Shtator	308	4,011	49,780	665	September
Tetor	222	2,978	43,263	524	October
Nëntor	319	3,426	46,308	648	November
Dhjetor	261	5,412	47,951	593	December
<b>Progresivi</b>	<b>3,147</b>	<b>51,992</b>	<b>556,653</b>	<b>7,649</b>	<b>Total</b>

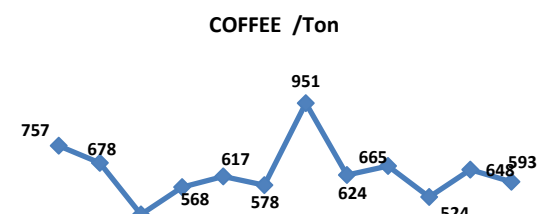
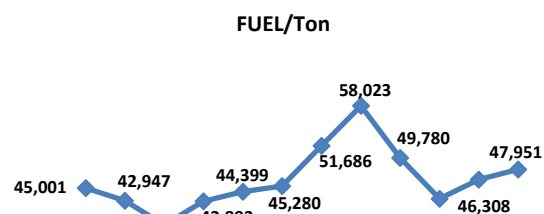
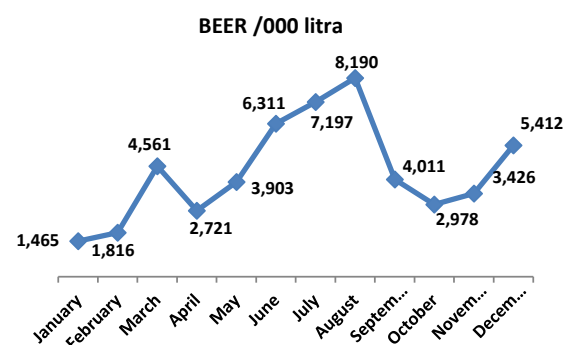
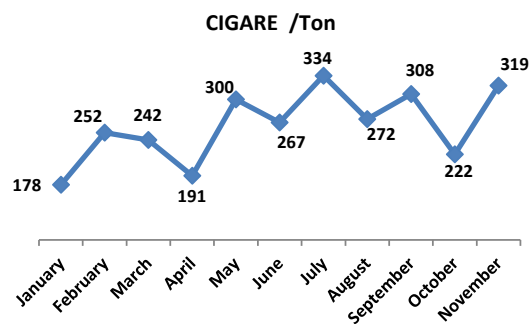


Tabela 16 Mallrat kryesore të Akcisës sipas viteve ( Kafe, Birrë, Cigare, Karburante )

Table 16 Main Excise Commodities by years ( Coffee, Beer, Cigarette, Fuel )

	Kafe Coffee	Birrë Beer	Cigare Cigarette	Karburante Fuel	
Vitet	Sasia/Ton	Sasia/ 000/Litra	Sasia/Ton	Sasia/ Ton	Vitet
2018	9,334	41,817	2,858	501,797	2018
2019	8,616	43,399	2,978	520,200	2019
2020	8,162	44,811	2,713	532,994	2020
2021	8,941	41,988	2,934	611,195	2021
2022	7,649	51,992	3,147	556,653	2022

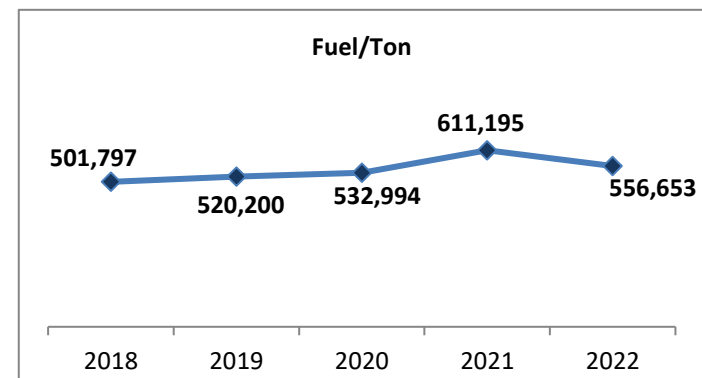
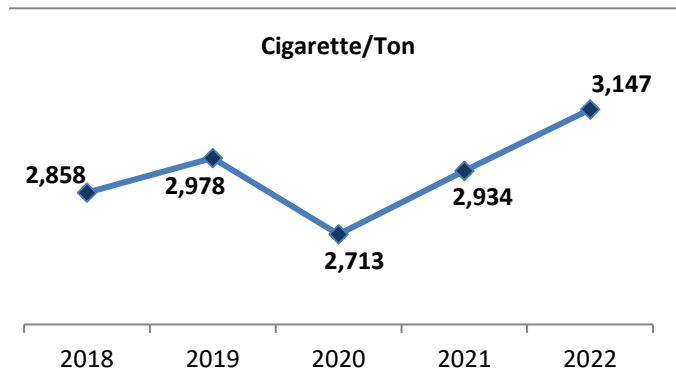
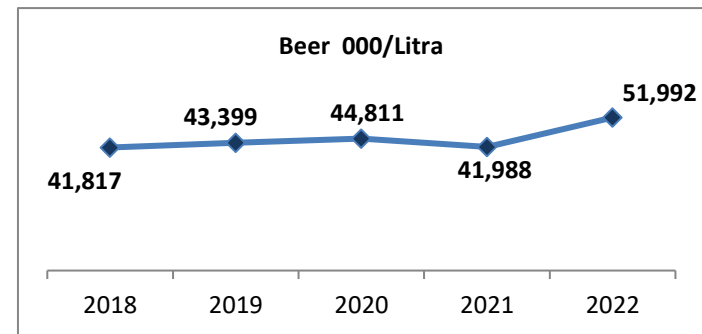
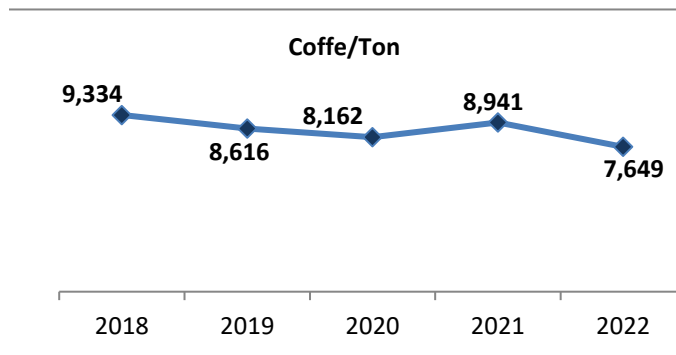


Tabela 17 Të ardhurat sipas mallrave kryesore Janar-Dhjetor 2022

	Pershkrimi	Të Ardhurat në Milion Lekë	Kontributi në % ndaj të ardhurave gjithësej
1	Karburante Import	47,853	21.4
2	Cigare	28,323	12.68
3	Metalet baze dhe artikujt prej tyre	14,556	6.52
4	Energji Elektrike	12,631	5.66
5	Automjeteve te perdorura	7,008	3.14
6	Gaz i Lëngët	5,683	2.54
7	Ushqime te pergatitura	5,535	2.48
8	Veshje, Tekstile	5,506	2.47
9	Plastika dhe artikujt	5,492	2.46
10	Materiale te ndertimit	4,924	2.20
11	Detergjentet; parfumeri	4,093	1.83
12	Kimikatet inorganik kimik	3,615	1.62
13	Elektro shtepiake	3,576	1.60
14	Rente Minerare Naftë Bruto	3,260	1.46
15	Birre Importi	3,009	1.35
16	Druri kashta dhe artikuj prej tyre	2,444	1.09
17	Fruta Perime	2,433	1.09
18	Mobilieve Ndricues ndertesa	2,316	1.04
19	Mishi	2,275	1.02
20	Leter	2,239	1.00
	<b>Total</b>	<b>166,771</b>	<b>74.68</b>

Table 17 Main Imports Revenues Collected January-December 2022

	Description	Revenues In Million Leke	Contribution in % to Customs
1	Fuels Import	47,853	21.43
2	Cigars	28,323	12.68
3	Base metals and articles thereof	14,556	6.52
4	Electrical energy	12,631	5.66
5	Used vehicles for the transport	7,008	3.14
6	Petroleum gases and other gaseous hydrocarbons	5,683	2.54
7	Prepared foods	5,535	2.48
8	Clothing, Textiles	5,506	2.47
9	Plastics and articles thereof	5,492	2.46
10	Construction Materials	4,924	2.20
11	Organic surface-active agents, Perfumes	4,093	1.83
12	Chemicals	3,615	1.62
13	Electro domestic, electric stoves pianura; boiler, washing machine frigorifere TV	3,576	1.60
14	Royalty for Crude Oil Export	3,260	1.46
15	Beer Import	3,009	1.35
16	Straw wood and articles thereof	2,444	1.09
17	Fruits Vegetables	2,433	1.09
18	Lighting building furniture	2,316	1.04
19	Meaty	2,275	1.02
20	Paper	2,239	1.00
	<b>Total</b>	<b>166,771</b>	<b>74.68</b>