



**General Directorate of Customs
Fiscal Analyses Unit**

BULETINI I TREGTISË SË JASHTME
Janar - Dhjetor 2022
BULETIN OF FOREIGN TRADE
January- December 2022

Nr	Permbajtja
Pjesa e I-re	Tabelat e Importit mujor dhe progresiv
Tabela 1	Vlerat e Importit Janar-Dhjetor 2018-2022 / Ne mln leke
Tabela 2-2/1	Vlerat e Importit Janar-Dhjetor 2018-2022 / Ne mln Euro/ne mln \$
Tabela 3	Volumi I Importit ne peshe neto Janar-Dhjetor 2018-2022 / Ne Ton
Pjesa e II-te	Tabelat e Eksportit mujor dhe progresiv
Tabela 4	Vlerat e Eksportit Janar-Dhjetor 2018-2022 / Ne mln leke
Tabela 5-5/1	Vlerat e Eksportit Janar-Dhjetor 2018-2022 / Ne mln Euro; Ne mln \$
Tabela 6	Volumi I Eksportit ne peshe neto Janar-Dhjetor 2018-2022 / Ne Ton
Pjesa III-te	Kurset e kembimit 2018-2022
Tabela 7	Kursi I kembimit te Dollarit kundrejt Lekut Janar-Dhjetor 2018-2022
Tabela 8	Kursi I kembimit te Euros kundrejt Lekut Janar-Dhjetor 2018-2022
Pjesa e IV-t	Diferencat Eksport-Import
Tabela 9	Vlerat Eksport-Import-diference Janar-Dhjetor 2018-2022 / Ne mln Leke
Tabela 9/1-9/2	Vlerat Eksport-Import-diference Janar-Dhjetor 2018-2022 / Ne mln Euro; Ne mln \$
Pjesa e V-te	Struktura e Import-Eksporteve sipas shteteve
Tabela 10	Struktura e Importeve BE-Jo BE Janar-Dhjetor 2021-2022
Tabela 11	Struktura e Importeve BE Janar-Dhjetor 2021-2022 (e detajuar)
Tabela 12	Struktura e Eksporteve BE-Jo BE Janar-Dhjetor 2021-2022
Tabela 13	Struktura e Eksporteve BE Janar-Dhjetor 2021-2022 (e detajuar)
Tabela 14	Vlerat e Importeve sipas vendit te Origjines Janar-Dhjetor 2018-2022 / Ne mln leke
Tabela 15	Volumi I Importeve sipas vendit te Origjines Janar-Dhjetor 2018-2022 / Ne Ton
Tabela 16	Vlerat e Eksportit sipas vendit te Destinacionit Janar-Dhjetor 2018-2022 / Ne mln leke
Tabela 17	Volumi i Eksportit sipas vendit te Destinacionit Janar-Dhjetor 2018-2022 / Ne Ton
Pjesa VI-te	Struktura e Import Eksporteve sipas Kapitujve HS
Tabela 18	Importi sipas Kapitujve te HS Janar-Dhjetor 2018-2022 / Ne mln leke
Tabela 19	Importi sipas Kapitujve te HS Janar-Dhjetor 2018-2022 / Ne Ton
Tabela 20	Eksporti sipas Kapitujve te HS Janar-Dhjetor 2018-2022 / Ne mln leke
Tabela 21	Eksporti sipas Kapitujve te HS Janar-Dhjetor 2018-2022 / Ne Ton
Tabela 22	Perskrimi I Seksioneve HS
Pjesa VII-te	Struktura e Import Eksporteve sipas Tipeve dhe Procedurave
Tabela 23	Importi sipas Procedurave Janar-Dhjetor 2021-2022 Volumi/Ton Vlerat/mln leke
Tabela 24	Eksporti sipas Procedurave Janar-Dhjetor 2021-2022 Volumi/Ton Vlerat/mln leke
Pjesa VIII-te	Mareveshje dy ose shume paleshe
Tabela 25	Marreveshja e Treg. se Lire (Imp)sipas shteteve Janar-Dhjetor 2021-2022 Vol/Ton VI/ mln leke
Tabela 26	Marreveshja e Treg. se Lire (Exp)sipas shteteve Janar-Dhjetor 2021-2022 Vol/Ton VI/ mln leke

No	Table of Contents
First Part	Monthly and progressive Import tables
Table 1	Monthly and progressive import Values January-December 2018-2022 / mln leks
Table 2-2/1	Import Values January-December 2018-2022 / mln USD and mln/Euro
Table 3	Import Volume January-December 2018-2022 / Ton
Second Part	Monthly and progressive Export tables
Table 4	Monthly and progressive Export Values January-December 2018-2022 / mln lek
Table 5-5/1	Export Values January-December 2018-2022 / mln USD and mln/Euro
Table 6	Exporty Net weight January-December 2018-2022 / Ton
Third Part	Exchange Rate 2018-2022
Table 7	Exchange rate USD/lek January-December 2018-2022
Table 8	Exchange rate Euro/leks January-December 2018-2022
Fourth Part	Eksport-Import Differences
Table 9	Import-Export Values (Differences) January-December 2018-2022 / mln leks
Table 9/1-9/2	Import-Export Values (Differences) January-December 2018-2022 / mln USD, mln Euro
Fifth Part	Import-Export Structure by Countries
Table 10	Import Structure EU non EU January-December 2021-2022
Table 11	Import Structure EU January-December 2021-2022 (detailed)
Table 12	Export Structure EU non EU January-December 2021-2022
Table 13	Export Structure EU January-December 2021-2022 (detailed)
Table 14	Import Value January-December 2018-2022 / mln leks (by Country of Origin)
Table 15	Import Volume January-December 2018-2022 / Ton (by Country of Origin)
Table 16	Export Value January-December 2018-2022 / mln lek (by Country of Destination)
Table 17	Export Volume January-December 2018-2022 / Ton (by Country of Destination)
Sixth Part	Import-Export Structure by HS Chapter
Table 18	Import by Chapter January-December 2018-2022 / mln leks
Table 19	Import by Chapter January-December 2018-2022 /Ton
Table 20	Export by Chapter January-December 2018-2022 / mln lek
Table 21	Export by Chapter January-December 2018-2022 /Ton
Table 22	HS Sections Description
Seventh Part	Import-Export Structure by Type of Procedure
Table 23	Import by Total Procedure January-December 2021-2022 Volume/Ton Value/mln lek
Table 24	Export by Total Procedure January-December 2021-2022 Volume/Ton Value/mln lek
Eighth Part	Bilateral and Multilateral Agreements
Table 25	Free Trade Agreement (Imp)by countries January-December 2021-2022 Vol/Ton VI/ mln lek
Table 26	Free Trade Agreement (Exp)by countries January-December 2021-2022 Vol/Ton VI/ mln lek

Tabela 1 Vlerat e Importeve në mln lekë

Table 1 Value of Imports in mln lek

Në milion lekë

Muajt	2018	2019	2020	2021	2022	Months
Janar	44,838	42,050	41,849	45,455	55,016	January
Shkurt	46,057	49,703	51,700	53,248	68,822	February
Mars	55,363	56,154	41,956	64,469	83,972	March
Prill	52,598	57,143	38,914	63,316	78,007	April
Maj	56,842	59,206	44,920	61,901	79,697	May
Qershor	53,981	53,583	52,230	67,340	81,348	June
Korrik	57,928	59,672	56,724	71,677	81,938	July
Gusht	48,597	51,588	48,423	60,991	79,798	August
Shtator	51,107	52,195	52,578	69,183	88,033	September
Tetor	58,334	59,468	59,679	76,559	83,361	October
Nentor	56,010	53,093	55,962	80,604	77,495	November
Dhjetor	60,283	55,741	61,800	87,957	94,727	December
Totali	641,937	649,595	606,735	802,699	952,214	Total

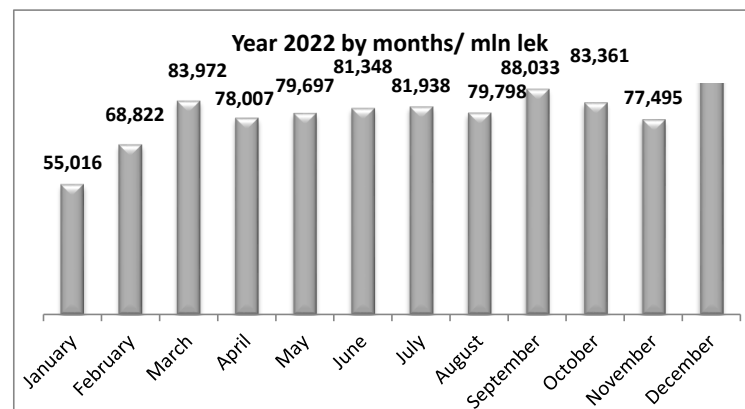
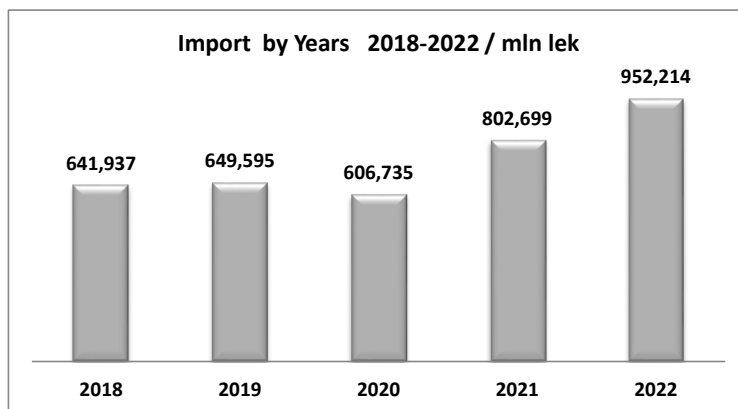


Tabela 2 Vlerat e Importeve në mln Euro

Table 2 Values of Imports in mln Euro

Në milion Euro

Muajt	2018	2019	2020	2021	2022	Months
Janar	337.3	340.7	343.7	367.5	455.6	January
Shkurt	345.1	398.8	423.3	430.8	569.2	February
Mars	418.7	446.0	341.8	521.3	692.2	March
Prill	403.2	455.9	297.8	514.1	641.4	April
Maj	441.5	479.9	363.8	502.5	658.1	May
Qershor	428.7	437.0	420.1	547.3	673.7	June
Korrik	460.0	486.5	456.2	584.3	687.8	July
Gusht	386.4	424.1	390.7	500.7	683.3	August
Shtator	404.7	427.4	423.7	567.3	750.8	September
Tetor	461.9	487.0	481.1	629.9	714.9	October
Nentor	448.3	430.8	451.6	656.2	656.3	November
Dhjetor	484.9	455.0	499.3	725.8	810.6	December
Totali	5,021	5,269	4,893	6,548	7,994	Total

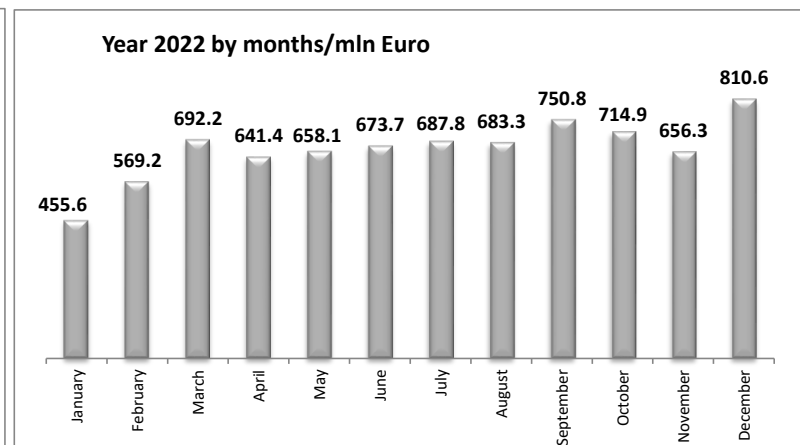
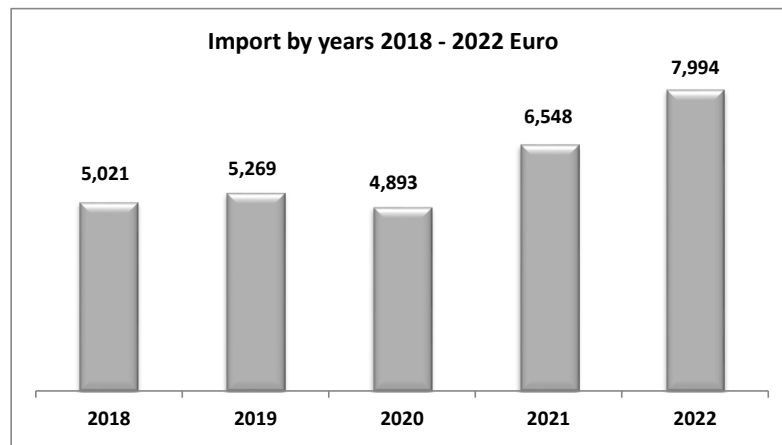


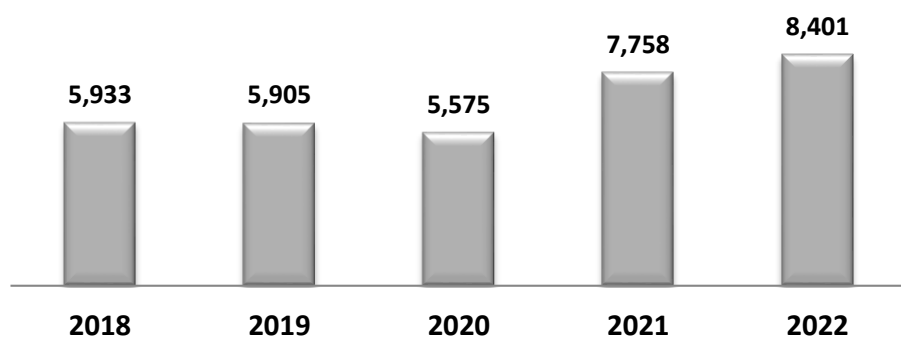
Tabela 2/1 Vlerat e Importeve në mln USD

Table 2/1 Values of Imports in mln USD

Në milion USD

Muajt	2018	2019	2020	2021	2022	Months
Janar	404	390	385	451	516	January
Shkurt	429	458	467	522	636	February
Mars	512	508	377	632	756	March
Prill	497	512	328	604	695	April
Maj	535	538	396	608	696	May
Qershor	502	487	467	667	723	June
Korrik	536	554	511	695	717	July
Gusht	453	473	459	596	697	August
Shtator	472	472	504	671	751	September
Tetor	536	532	563	731	701	October
Nentor	508	481	523	764	671	November
Dhjetor	549	501	595	818	840	December
Totali	5,933	5,905	5,575	7,758	8,401	Total

Import by Years 2018-2022/mln USD



Year 2022 by months /mln USD

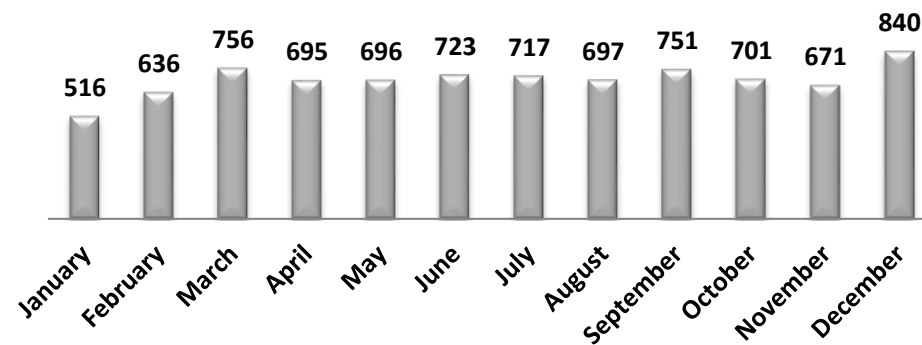


Tabela 3 Volumi i Importeve në Peshë Neto

Table 3 Volume of Import in Net Mass

Ton

Muajt	2018	2019	2020	2021	2022	Months
Janar	283,967	316,928	339,841	368,872	371,224	January
Shkurt	315,387	308,729	388,645	392,544	418,914	February
Mars	349,201	408,646	311,387	527,229	480,558	March
Prill	402,207	416,269	416,751	497,423	455,859	April
Maj	425,484	427,467	378,659	516,526	450,156	May
Qershor	359,204	411,367	483,143	526,875	429,012	June
Korrik	418,024	451,506	481,600	532,547	421,944	July
Gusht	394,774	465,167	441,052	543,222	510,400	August
Shtator	377,059	391,076	462,931	517,136	542,700	September
Tetor	403,201	426,746	473,749	518,736	488,943	October
Nentor	358,156	346,378	464,087	506,743	436,364	November
Dhjetor	401,611	366,716	489,567	516,071	472,551	December
Totali	4,488,275	4,736,995	5,131,414	5,963,925	5,478,625	Total

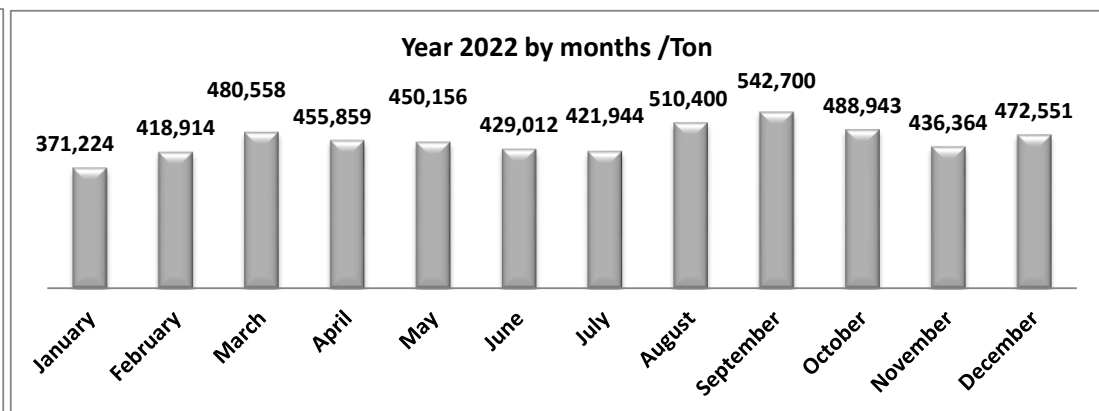
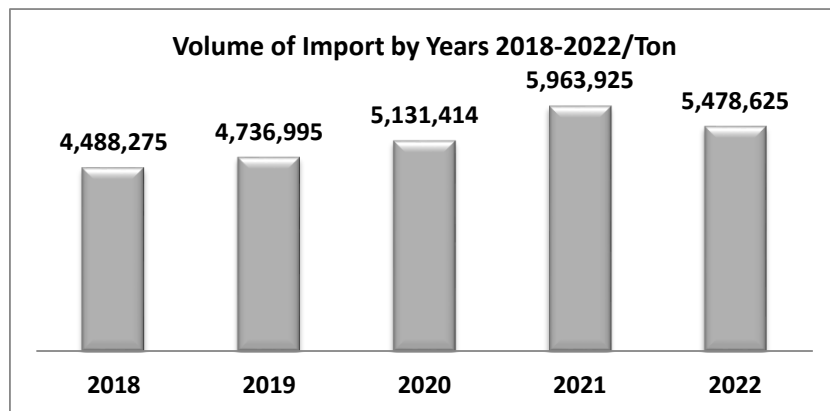


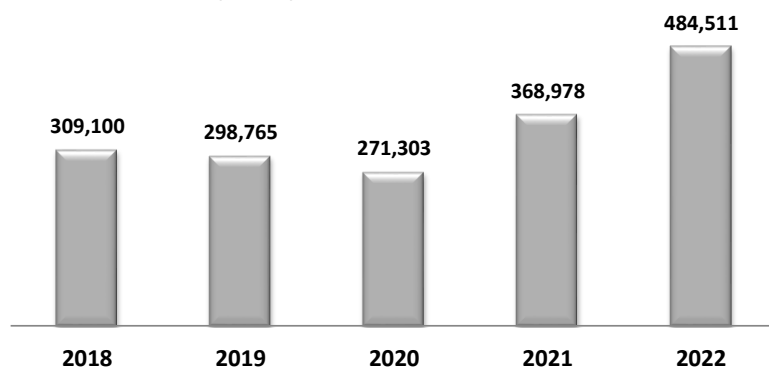
Tabela 4 Vlerat e Eksporteve në mln Lek

Table 4 Value of Exports in mln Lek

Në milion lekë

Muajt	2018	2019	2020	2021	2022	Months
Janar	23,442	21,926	22,852	23,794	34,935	Jan
Shkurt	23,983	22,570	24,359	25,284	37,333	Feb
Mars	27,042	27,813	18,072	31,689	47,649	Mar
Prill	26,811	26,710	14,903	28,719	42,085	Apr
Maj	29,711	27,719	21,499	32,509	44,958	May
Qershor	26,610	25,546	23,170	34,877	43,961	June
Korrik	26,757	27,787	24,544	32,044	39,412	July
Gusht	20,405	20,122	19,407	23,736	35,116	Aug
Shtator	26,174	24,816	25,195	33,141	38,614	Sep
Tetor	29,979	27,213	26,694	33,985	38,133	Oct
Nentor	26,534	24,582	27,515	37,275	42,095	Nov
Dhjetor	21,652	21,962	23,093	31,924	40,220	Dec
Totali	309,100	298,765	271,303	368,978	484,511	Total

Export by Years 2018- 2022/ mln lek



Year 2022 by months /mln lek

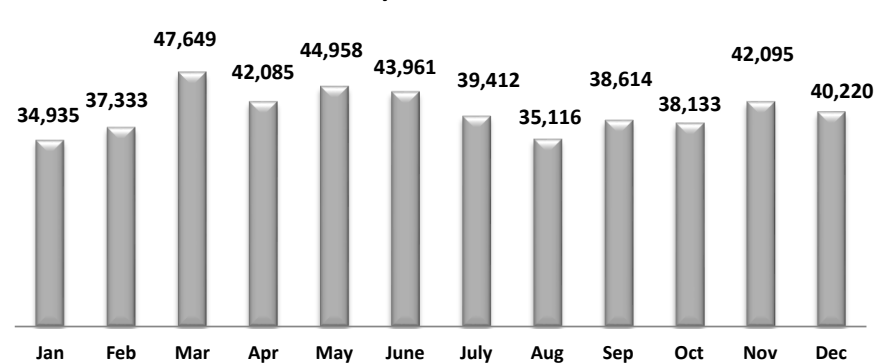


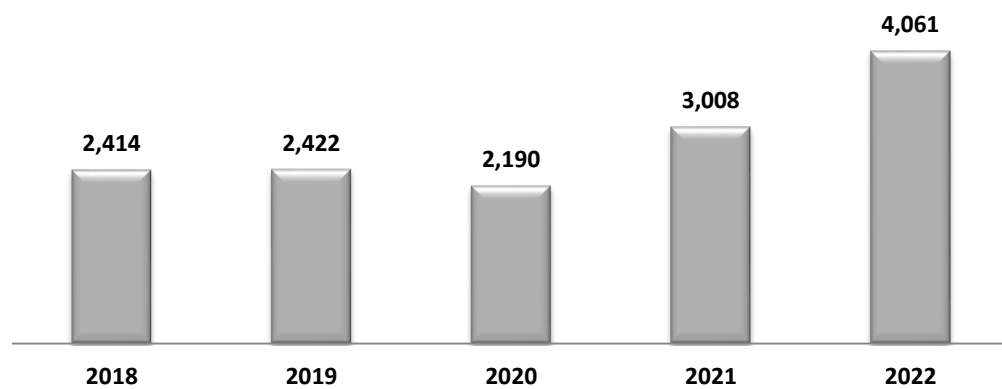
Tabela 5/1 Vlerat e Eksporteve në mln Euro

Table 5/1 Value of Exports in mln Euro

Në milion Euro

Muajt	2018	2019	2020	2021	2022	Months
Janar	176.3	177.7	187.7	192.4	289.3	January
Shkurt	179.7	181.1	199.5	204.5	308.8	February
Mars	204.5	220.9	147.2	256.2	392.8	March
Prill	205.5	213.1	114.1	233.2	346.0	April
Maj	230.8	224.7	174.1	263.9	371.2	May
Qershor	211.3	208.3	186.4	283.4	364.1	June
Korrik	212.5	226.6	197.4	261.2	330.8	July
Gusht	162.3	165.4	156.6	194.9	300.7	August
Shtator	207.3	203.2	203.0	271.8	329.3	September
Tetor	237.4	222.9	215.2	279.6	327.0	October
Nentor	212.4	199.4	222.0	303.4	356.5	November
Dhjetor	174.2	179.3	186.6	263.4	344.2	December
Totali	2,414.1	2,422.4	2,189.6	3,008.0	4,060.8	Total

Export by Years 2018-2022/mln Euro



Year 2022 by months/mln Euro

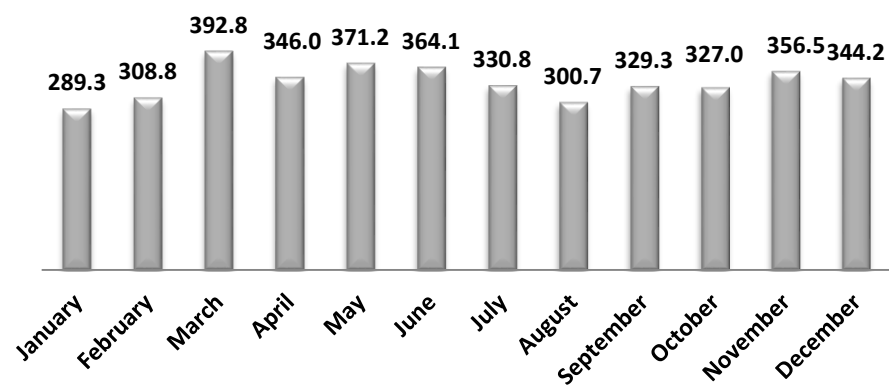


Tabela Nr 5/2 Vlerat e Eksportit ne mln USD
Table No 5/2 Volume of Exports in mln USD

Në milion USD

Muajt	2018	2019	2020	2021	2022	Months
Janar	211.0	203.4	210.3	236.0	327.9	January
Shkurt	223.6	207.9	220.0	248.0	345.1	February
Mars	250.1	251.7	162.3	310.7	429.3	March
Prill	253.4	239.2	125.5	273.8	375.0	April
Maj	279.6	251.8	189.3	319.1	392.4	May
Qershor	247.3	232.3	207.3	345.5	390.7	June
Korrik	247.5	258.0	221.2	310.8	345.1	July
Gusht	190.2	184.5	183.8	232.0	306.8	August
Shtator	241.9	224.4	241.5	321.3	329.3	September
Tetor	275.7	243.6	251.9	324.3	320.8	October
Nentor	240.7	222.6	257.3	353.4	364.5	November
Dhjetor	197.1	197.3	222.4	297.0	356.8	December
Totali	2,858.0	2,716.5	2,492.8	3,571.7	4,283.8	Total

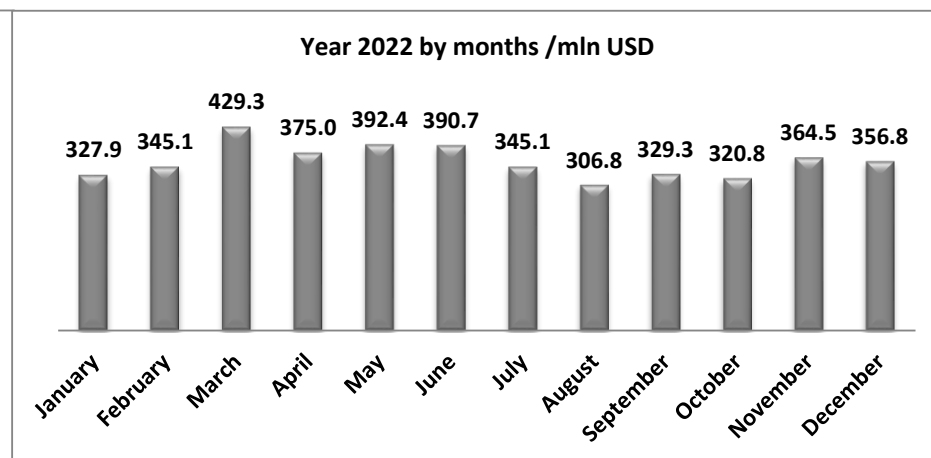
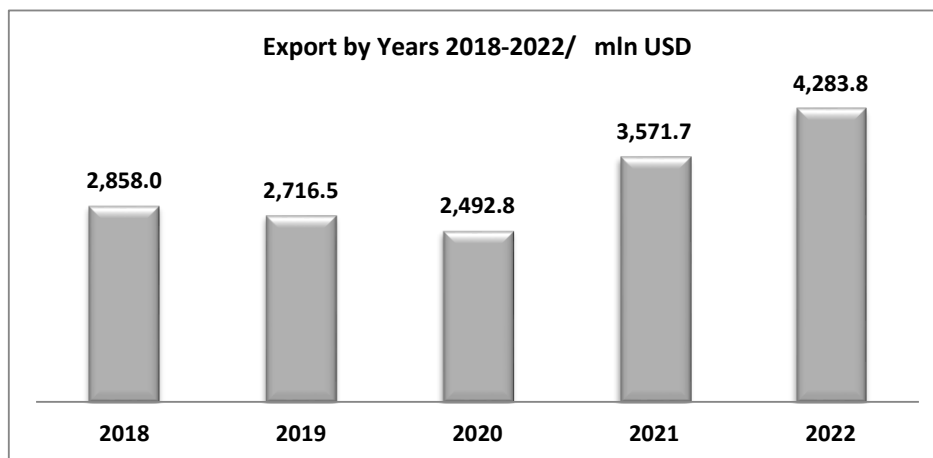


Tabela 6 Vlerat e Eksportit ne Peshe Neto

Table 6 Value of Exports in Net Mass

Në ton

Muajt	2018	2019	2020	2021	2022	Months
Janar	231,452	223,343	284,367	256,040	265,673	January
Shkurt	266,394	253,454	303,943	277,426	313,910	February
Mars	258,504	363,863	304,102	374,393	389,700	March
Prill	326,639	382,357	224,337	380,930	324,196	April
Maj	402,059	432,868	303,058	403,728	391,303	May
Qershor	333,639	351,582	369,758	424,907	373,407	June
Korrik	327,400	377,484	369,034	364,933	293,989	July
Gusht	314,682	308,090	304,659	351,212	299,941	August
Shtator	343,056	362,446	398,457	399,527	289,021	September
Tetor	446,319	450,513	435,124	388,583	292,125	October
Nentor	388,633	378,025	449,772	387,515	371,204	November
Dhjetor	302,275	355,442	350,480	334,085	306,241	December
Totali	3,941,053	4,239,467	4,097,090	4,343,278	3,910,711	Total

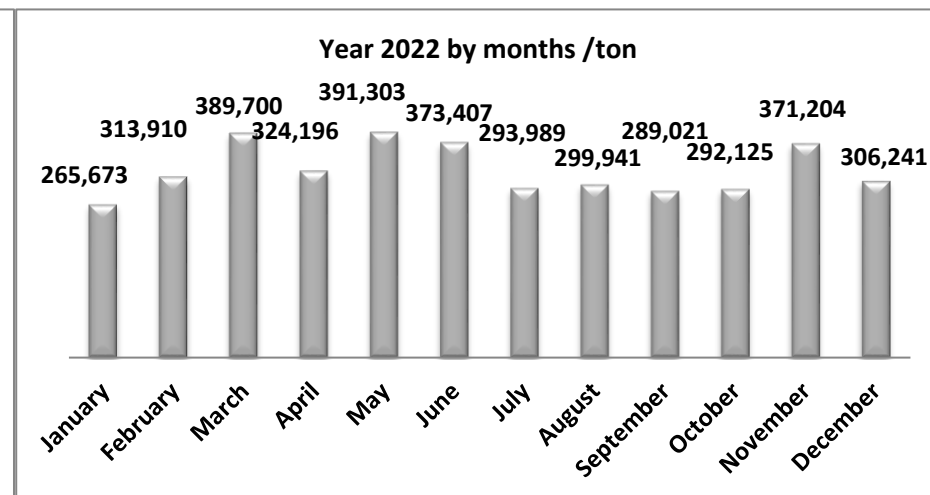
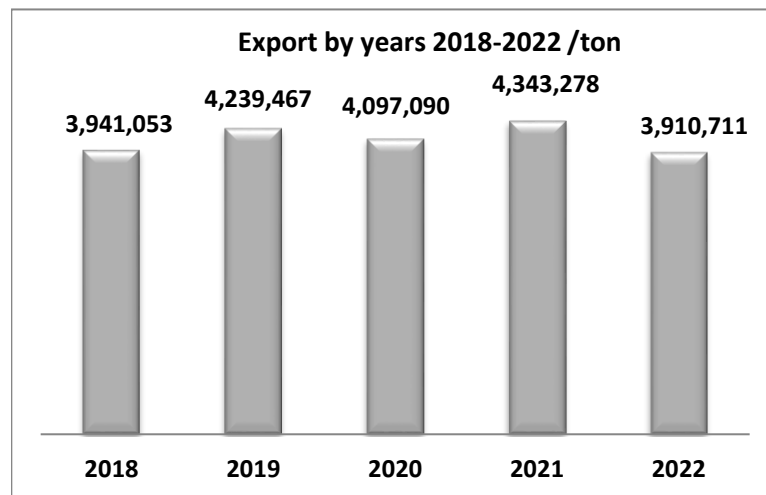
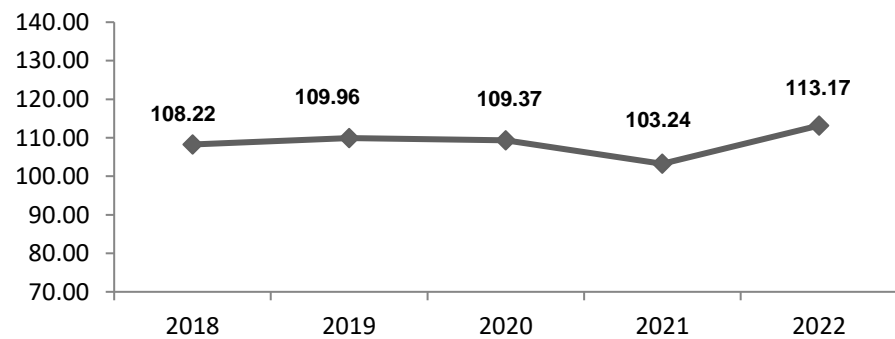


Tabela 7 Kursi i kembimit USD/Lek

Table 7 Exchange rate USD/Lek

Muajt	2018	2019	2020	2021	2022	Months
Janar	111.10	107.82	108.64	100.84	106.54	Jan
Shkurt	107.26	108.58	110.71	101.97	108.18	Feb
Mars	108.12	110.51	111.38	101.99	111.00	Mar
Prill	105.80	111.67	118.75	104.91	112.23	Apr
Maj	106.28	110.09	113.55	101.89	114.56	May
Qershor	107.61	109.97	111.76	100.96	112.51	June
Korrik	108.13	107.69	110.95	103.10	114.22	July
Gusht	107.27	109.07	105.61	102.32	114.46	Aug
Shtator	108.19	110.59	104.33	103.14	117.26	Sept
Tetor	108.75	111.70	105.99	104.79	118.85	Oct
Nentor	110.25	110.44	106.93	105.47	115.48	Nov
Dhjetor	109.85	111.34	103.85	107.49	112.72	Dec
Kursi mes	108.22	109.96	109.37	103.24	113.17	Average rate

Average Exchange Rate 2018-2022 USD/Lek



Exchange Rate by months Year 2022 USD/Lek

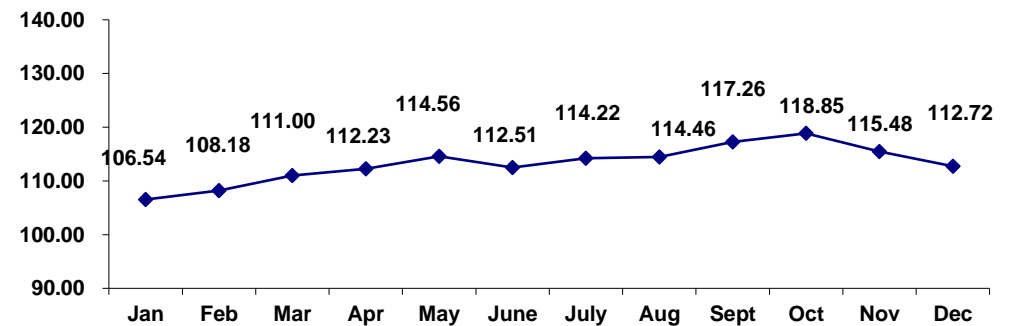


Tabela 8 Kursi i kembimit te Euro/Lek
Table 8 Exchange rate Euro/Lek

Muajt	2018	2019	2020	2021	2022	Months
Janar	132.95	123.42	121.77	123.7	120.76	Jan
Shkurt	133.44	124.64	122.13	123.61	120.9	Feb
Mars	132.23	125.92	122.74	123.67	121.32	Mar
Prill	130.44	125.34	130.66	123.16	121.62	Apr
Maj	128.74	123.38	123.49	123.19	121.1	May
Qershor	125.92	122.63	124.33	123.05	120.75	June
Korrik	125.93	122.65	124.34	122.67	119.13	July
Gusht	125.76	121.64	123.95	121.8	116.78	Aug
Shtator	126.27	122.12	124.09	121.95	117.26	Sep
Tetor	126.29	122.11	124.05	121.54	116.60	Oct
Nentor	124.94	123.25	123.93	122.84	118.07	Nov
Dhjetor	124.33	122.52	123.78	121.19	116.86	Dec
Kursi mes	128.10	123.30	124.11	122.70	119.26	Avarage rate

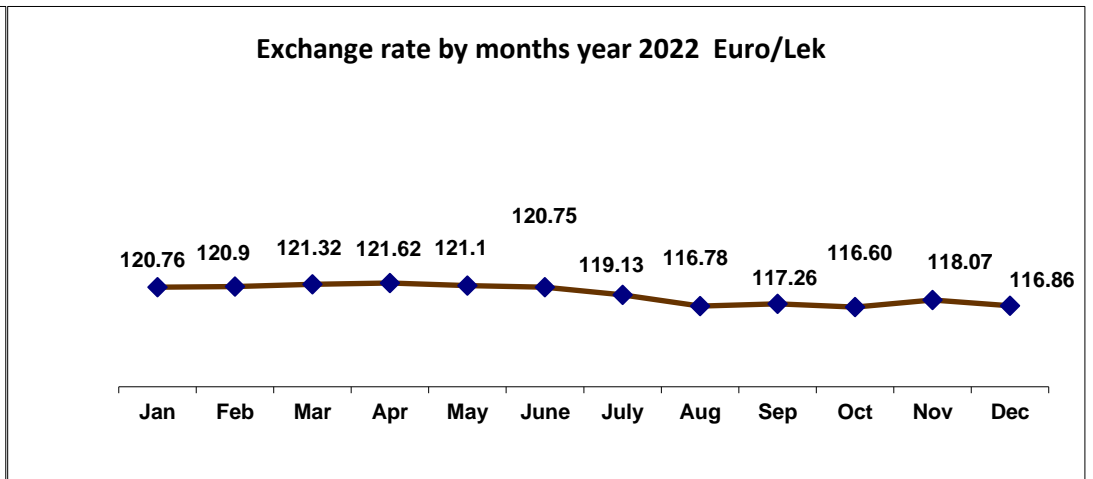
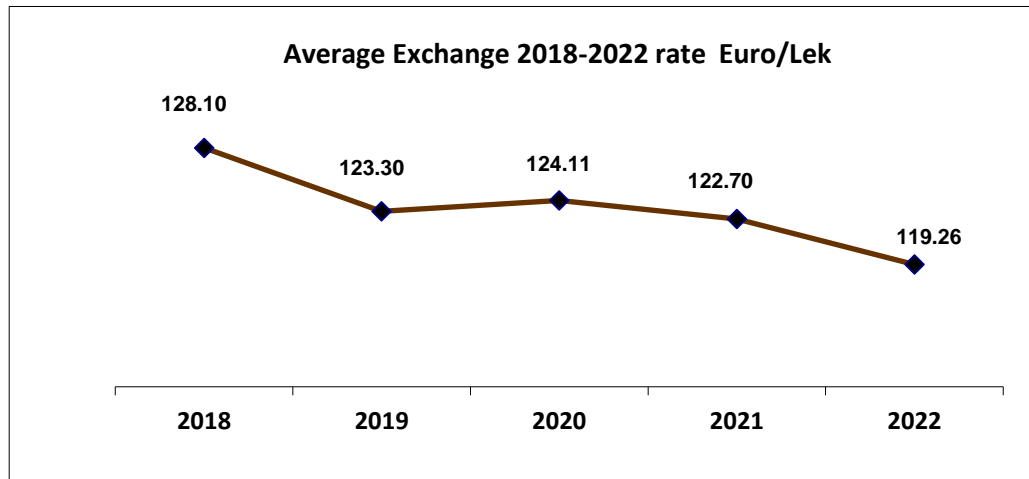


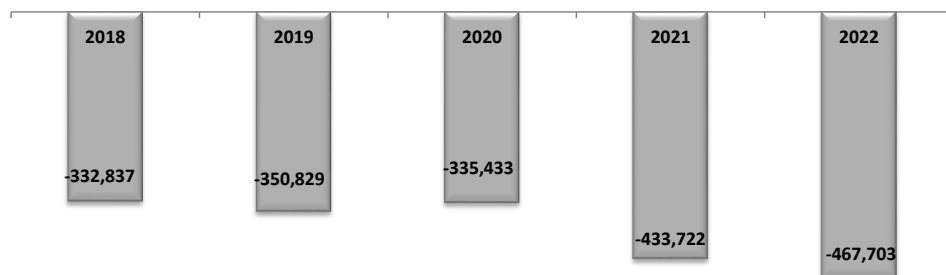
Tabela 9 Vlerat e Import-Eksportit sipas viteve ne mln Leke

Table 9 Values of Import Export by years in mln Lek

Në milion lekë

Muaji	2018			2019			2020			2021			2022			Months
	Export	Import	Difference	Export	Import	Difference	Export	Import	Difference	Export	Import	Difference	Export	Import	Difference	
Janar	23,442	44,838	- 21,396	21,926	42,050	- 20,124	22,852	41,849	- 18,997	23,794	45,455	- 21,660	34,935	55,016	- 20,081	January
Shkurt	23,983	46,057	- 22,074	22,570	49,703	- 27,132	24,359	51,700	- 27,340	25,284	53,248	- 27,964	37,333	68,822	- 31,489	February
Mars	27,042	55,363	- 28,321	27,813	56,154	- 28,342	18,072	41,956	- 23,884	31,689	64,469	- 32,781	47,649	83,972	- 36,323	March
Prill	26,811	52,598	- 25,787	26,710	57,143	- 30,433	14,903	38,914	- 24,011	28,719	63,316	- 34,597	42,085	78,007	- 35,922	April
Maj	29,711	56,842	- 27,131	27,719	59,206	- 31,487	21,499	44,920	- 23,422	32,509	61,901	- 29,392	44,958	79,697	- 34,739	May
Qershor	26,610	53,981	- 27,371	25,546	53,583	- 28,037	23,170	52,230	- 29,061	34,877	67,340	- 32,463	43,961	81,348	- 37,387	June
Korrik	26,757	57,928	- 31,171	27,787	59,672	- 31,884	24,544	56,724	- 32,180	32,044	71,677	- 39,634	39,412	81,938	- 42,526	July
Gusht	20,405	48,597	- 28,192	20,122	51,588	- 31,466	19,407	48,423	- 29,017	23,736	60,991	- 37,254	35,116	79,798	- 44,682	August
Shtator	26,174	51,107	- 24,933	24,816	52,195	- 27,379	25,195	52,578	- 27,383	33,141	69,183	- 36,042	38,614	88,033	- 49,419	September
Tetor	29,979	58,334	- 28,355	27,213	59,468	- 32,255	26,694	59,679	- 32,985	33,985	76,559	- 42,574	38,133	83,361	- 45,228	October
Nentor	26,534	56,010	- 29,477	24,582	53,093	- 28,511	27,515	55,962	- 28,446	37,275	80,604	- 43,329	42,095	77,495	- 35,400	November
Dhjetor	21,652	60,283	- 38,631	21,962	55,741	- 33,779	23,093	61,800	- 38,707	31,924	87,957	- 56,033	40,220	94,727	- 54,508	December
Totali	309,100	641,937	-332,837	298,765	649,595	-350,829	271,303	606,735	-335,433	368,978	802,699	-433,722	484,511	952,214	-467,703	Total
Exp/Im (%)	48			46			45			46			51			Exp/Im (%)

Export - Import Difference by Years 2018 - 2022 / mln lek



Export/Import difference Year 2022

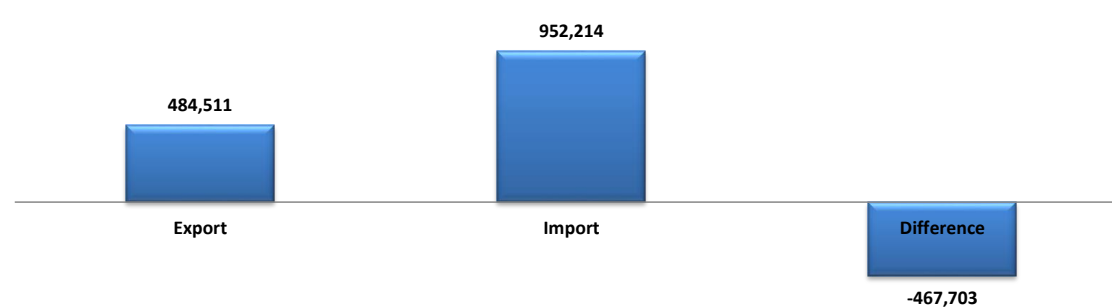


Tabela Nr 9-1 Vlerat e Import-Eksportit sipas viteve në mln Euro
Table No 9-1 Values of Import-Export like years in mln Euro

Muaji	2018			2019			2020			2021			2022			Months
	Export	Import	Difference	Export	Import	Difference	Export	Import	Difference	Export	Import	Difference	Export	Import	Difference	
Janar	176.3	337.3	- 160.9	177.7	340.7	- 163.1	187.7	343.7	- 156.0	192.4	367.5	- 175.1	289.3	455.6	- 166.3	January
Shkurt	179.7	345.1	- 165.4	181.1	398.8	- 217.7	199.5	423.3	- 223.9	204.5	430.8	- 226.2	308.8	569.2	- 260.5	February
Mars	204.5	418.7	- 214.2	220.9	446.0	- 225.1	147.2	341.8	- 194.6	256.2	521.3	- 265.1	392.8	692.2	- 299.4	March
Prill	205.5	403.2	- 197.7	213.1	455.9	- 242.8	114.1	297.8	- 183.8	233.2	514.1	- 280.9	346.0	641.4	- 295.4	April
Maj	230.8	441.5	- 210.7	224.7	479.9	- 255.2	174.1	363.8	- 189.7	263.9	502.5	- 238.6	371.2	658.1	- 286.9	May
Qershor	211.3	428.7	- 217.4	208.3	437.0	- 228.6	186.4	420.1	- 233.7	283.4	547.3	- 263.8	364.1	673.7	- 309.6	June
Korrik	212.5	460.0	- 247.5	226.6	486.5	- 260.0	197.4	456.2	- 258.8	261.2	584.3	- 323.1	330.8	687.8	- 357.0	July
Gusht	162.3	386.4	- 224.2	165.4	424.1	- 258.7	156.6	390.7	- 234.1	194.9	500.7	- 305.9	300.7	683.3	- 382.6	August
Shtator	207.3	404.7	- 197.5	203.2	427.4	- 224.2	203.0	423.7	- 220.7	271.8	567.3	- 295.5	329.3	750.8	- 421.4	September
Tetor	237.4	461.9	- 224.5	222.9	487.0	- 264.1	215.2	481.1	- 265.9	279.6	629.9	- 350.3	327.0	714.9	- 387.9	October
Nentor	212.4	448.3	- 235.9	199.4	430.8	- 231.3	222.0	451.6	- 229.5	303.4	656.2	- 352.7	356.5	656.3	- 299.8	November
Dhjetor	174.2	484.9	- 310.7	179.3	455.0	- 275.7	186.6	499.3	- 312.7	263.4	725.8	- 462.4	344.2	810.6	- 466.4	December
Totali	2,414	5,021	-2,607	2,422	5,269	-2,846	2,190	4,893	-2,703	3,008	6,548	-3,540	4,061	7,994	-3,933	Total
Exp/Im (%)	48			46			45			46			51			Exp/Im (%)

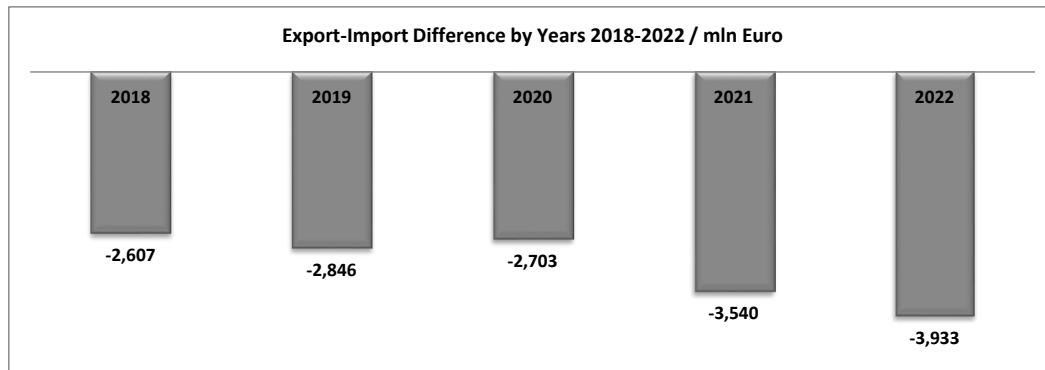
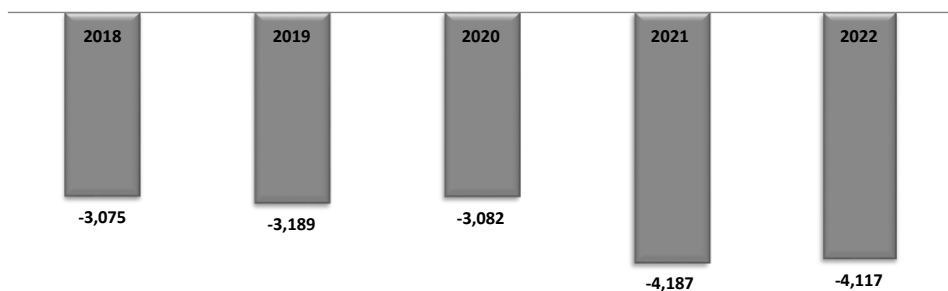


Tabela 9-2 Vlerat e Import-Eksportit sipas viteve në mln USD

Table 9-2 Values of Import-Export like years in mln USD

Muaji	2018			2019			2020			2021			2022			Months
	Export	Import	Difference	Export	Import	Difference	Export	Import	Difference	Export	Import	Difference	Export	Import	Difference	
Janar	211.0	403.6	- 192.6	203.4	390.0	- 186.6	210.3	385.2	- 174.9	236.0	450.8	- 214.8	327.9	516.4	- 188.5	January
Shkurt	223.6	429.4	- 205.8	207.9	457.8	- 249.9	220.0	467.0	- 247.0	248.0	522.2	- 274.2	345.1	636.2	- 291.1	February
Mars	250.1	512.1	- 261.9	251.7	508.1	- 256.5	162.3	376.7	- 214.4	310.7	632.1	- 321.4	429.3	756.5	- 327.2	March
Prill	253.4	497.1	- 243.7	239.2	511.7	- 272.5	125.5	327.7	- 202.2	273.8	603.5	- 329.8	375.0	695.1	- 320.1	April
Maj	279.6	534.8	- 255.3	251.8	537.8	- 286.0	189.3	395.6	- 206.3	319.1	607.5	- 288.5	392.4	695.7	- 303.2	May
Qershor	247.3	501.6	- 254.4	232.3	487.3	- 255.0	207.3	467.3	- 260.0	345.5	667.0	- 321.5	390.7	723.0	- 332.3	June
Korrik	247.5	535.7	- 288.3	258.0	554.1	- 296.1	221.2	511.3	- 290.0	310.8	695.2	- 384.4	345.1	717.4	- 372.3	July
Gusht	190.2	453.0	- 262.8	184.5	473.0	- 288.5	183.8	458.5	- 274.8	232.0	596.1	- 364.1	306.8	697.2	- 390.4	August
Shtator	241.9	472.4	- 230.5	224.4	472.0	- 247.6	241.5	504.0	- 262.5	321.3	670.8	- 349.4	329.3	750.8	- 421.4	September
Tetor	275.7	536.4	- 260.7	243.6	532.4	- 288.8	251.9	563.1	- 311.2	324.3	730.6	- 406.3	320.8	701.4	- 380.5	October
Nentor	240.7	508.0	- 267.4	222.6	480.7	- 258.2	257.3	523.3	- 266.0	353.4	764.2	- 410.8	364.5	671.1	- 306.5	November
Dhjetor	197.1	548.8	- 351.7	197.3	500.6	- 303.4	222.4	595.1	- 372.7	297.0	818.3	- 521.3	356.8	840.4	- 483.6	December
Totali	2,858	5,933	-3,075	2,717	5,905	-3,189	2,493	5,575	-3,082	3,572	7,758	-4,187	4,284	8,401	-4,117	Total
Exp/Im (%)	48			46			45			46			51			Exp/Im (%)

Export-Import Difference by Years 2018-2022 / mln Euro



Export/Import Difference Year 2022

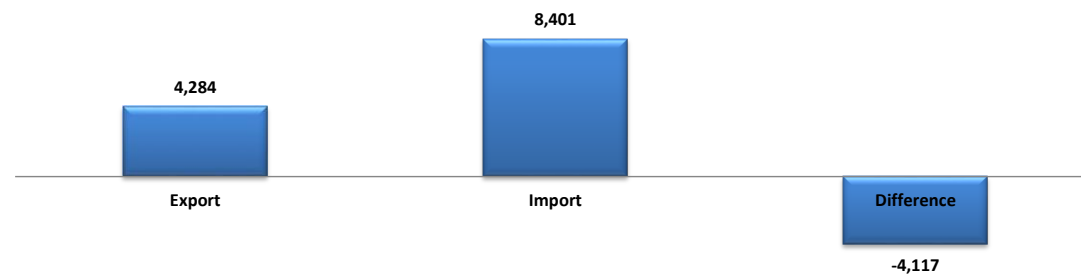


Tabela 10 Struktura e Importeve sipas vendeve BE/ Jo BE

Table 10 Structure of Imports by EU / Non EU Countries

Shtetet	2021				2022				Countries
	Volume Ton	Spc Weight %	Value mln/ leks	P Spec %	Volume Ton	Spc Weight %	Value mln/ leks	Spc Weight %	
Vendet e BE	2,385,576	40.0	436,240	54.3	1,842,901	33.6	491,415	51.6	EU countries
Vendet Jo BE	3,578,349	60.0	366,459	45.7	3,635,724	66.4	460,800	48.4	Non EU countries
Totali	5,963,925	100.0	802,699	100.0	5,478,625	100.0	952,214	100.0	Total

Import Value EU non EU Year 2021



Import Value EU non EU Year 2022




Tabela 11 Struktura e Importeve sipas vendeve BE

Table 11 Structure of Imports by EU Countries


Shtetet BE	2021				2022				EU Countries
	Volume Ton	Spç Weight %	Value mln/ lek	Spç Weight %	Volume Ton	Spç Weight %	Value mln/ lek	Spç Weight %	
Austria	29,024	1.2	6,992	1.6	25,016	1.4	6,899	1.4	Austria
Belgijë	16,133	0.7	7,379	1.7	16,748	0.9	6,984	1.4	Belgium
Bullgaria	69,903	2.9	10,137	2.3	53,811	2.9	11,173	2.3	Bulgaria
Qipro	247	0.0	276	0.1	765	0.0	527	0.1	Cyprus
Republika Çeke	18,064	0.8	8,432	1.9	18,742	1.0	9,502	1.9	Czech Republic
Gjermania	137,311	5.8	55,159	12.6	125,508	6.8	58,825	12.0	Germany
Danimarkë	2,755	0.1	4,803	1.1	2,190	0.1	3,692	0.8	Denmark
Estonia	2,764	0.1	727	0.2	5,466	0.3	839	0.2	Estonia
Spanja	127,685	5.4	11,543	2.6	141,181	7.7	16,360	3.3	Spain
Finlanda	3,899	0.2	947	0.2	7,273	0.4	1,290	0.3	Finland
France	42,455	1.8	12,503	2.9	54,808	3.0	14,133	2.9	France
Greqi	677,370	28.4	64,238	14.7	473,989	25.7	74,536	15.2	Greece
Kroacia	83,567	3.5	7,914	1.8	72,759	3.9	10,589	2.2	Croatia
Hungari	29,713	1.2	5,471	1.3	25,357	1.4	5,975	1.2	Hungary
Irlandë	1,245	0.1	2,347	0.5	1,041	0.1	2,538	0.5	Ireland
Itali	973,398	40.8	195,097	44.7	628,036	34.1	206,256	42.0	Italy
Lituania	4,144	0.2	1,100	0.3	5,629	0.3	1,705	0.3	Lithuania
Luksemburg	883	0.0	307	0.1	903	0.0	255	0.1	Luxembourg
Letonia	2,005	0.1	450	0.1	2,089	0.1	540	0.1	Latvia
Malta	486	0.0	223	0.1	8,529	0.5	629	0.1	Malta
Hollandë	29,694	1.2	7,739	1.8	32,533	2.1	8,777	1.8	Netherlands
Polonia	35,156	1.5	12,406	2.8	37,932	0.2	16,611	3.4	Poland
Portugali	11,103	0.5	2,311	0.5	3,918	0.8	3,273	0.7	Portugal
Rumania	65,515	2.7	7,287	1.7	71,743	0.5	12,196	2.5	Romania
Suedia	6,826	0.3	2,354	0.5	14,318	0.5	3,057	0.6	Sweden
Slovenia	8,875	0.4	5,356	1.2	8,303	0.5	12,064	2.5	Slovenia
Slovakia	5,355	0.2	2,745	0.6	4,315	0.2	2,191	0.4	Slovakia
Totali BE	2,385,576	100.0	436,240	100.0	1,842,901	100.0	491,415	100.0	EU Total

Tabela 12 Struktura e Eksporteve sipas vendeve BE/ Jo BE

Table 12 Structure of Exports by EU / Non EU Countries

Shtetet	2021				2022				Countries
	Volume Ton	Spc Weight %	Value mln/ leks	Spc Weight %	Volume Ton	Spc Weight %	Value mln/ leks	Spc Weight %	
Vendet e BE	1,563,975	36.0	266,631	72.3	1,619,254	41.4	354,895	73.2	EU countries
Vendet Jo BE	2,779,303	64.0	102,346	27.7	2,291,457	58.6	129,617	26.8	Non EU countries
Totali	4,343,278	100.0	368,978	100.0	3,910,711	100.0	484,511	100.0	Total

Export value Eu non EU Countries Year 2021



Export value Eu non EU Countries Year 2022




Tabela 13 Struktura e Eksporteve sipas vendeve BE
Table 13 Structure of Exports by EU Countries

Shtetet BE	2021				2022				EU Countries
	Volume Ton	Spc Weight %	Value mln/ lek	Spc Weight %	Volume Ton	Spc Weight %	Value mln/ lek	Spc Weight %	
Austria	19,252	1.2	2,523	0.9	17,772	1.1	5,520	1.6	Austria
Belgjike	17,403	1.1	1,748	0.7	4,190	0.3	1,688	0.5	Belgium
Bullgaria	23,324	1.5	4,356	1.6	37,658	2.3	5,871	1.7	Bulgaria
Qipro	525	0.0	255	0.1	1,189	0.1	429	0.1	Cyprus
Republika Ceke	13,861	0.9	6,103	2.3	15,244	0.9	6,081	1.7	Czech Republic
Gjermania	28,465	1.8	20,152	7.6	23,429	1.4	31,959	9.0	Germany
Danimarke	409	0.0	1,046	0.4	553	0.0	344	0.1	Denmark
Estonia	1,727	0.1	1,293	0.5	1,461	0.1	729	0.2	Estonia
Spanja	599,276	38.3	23,698	8.9	357,059	22.1	23,298	6.6	Spain
Finlanda	308	0.0	151	0.1	286	0.0	101	0.0	Finland
France	12,462	0.8	4,186	1.6	14,445	0.9	4,721	1.3	France
Greqi	139,388	8.9	21,423	8.0	170,123	10.5	23,200	6.5	Greece
Kroacia	31,640	2.0	3,352	1.3	69,777	4.3	7,596	2.1	Croatia
Hungari	3,525	0.2	2,332	0.9	6,229	0.4	3,079	0.9	Hungary
Irlande	434	0.0	79	0.0	191	0.0	50	0.0	Ireland
Itali	479,368	30.7	155,903	58.5	714,202	44.1	210,391	59.3	Italy
Lituania	4,480	0.3	172	0.1	7,095	0.4	324	0.1	Lithuania
Luksemburg	74	0.0	45	0.0	305	0.0	64	0.0	Luxembourg
Letonia	603	0.0	157	0.1	1,648	0.1	148	0.0	Latvia
Malta	143,993	9.2	923	0.3	53,282	3.3	786	0.2	Malta
Hollande	7,561	0.5	1,424	0.5	16,486	1.0	4,505	1.3	Netherlands
Polonia	8,582	0.5	1,489	0.6	14,338	0.9	2,600	0.7	Poland
Portugali	409	0.0	337	0.1	453	0.0	779	0.2	Portugal
Romania	14,760	0.9	3,823	1.4	12,352	0.8	4,286	1.2	Romania
Suedia	4,728	0.3	3,475	1.3	71,554	4.4	6,680	1.9	Sweden
Slovenia	3,878	0.2	1,793	0.7	3,295	0.2	4,038	1.1	Slovenia
Slovakia	3,539	0.2	4,394	1.6	4,633	0.3	5,630	1.6	Slovakia
Totali BE	1,563,975	100.0	266,631	100.0	1,619,254	100.0	354,895	100.0	EU Total

Tabela 14 Vlerat e Importeve sipas vendit të origjinës

Table 14 Value of Imports by country of origin

Në milion lek

Shtetet	Years										Countries
	2018		2019		2020		2021		2022		
	Value mln/Lek	Spc Weight %	Value mln/Lek	Spc Weight %	Value mln/Lek	Spc Weight %	Value mln/Lek	Spc Weight %	Value mln/Lek	Spc Weight %	
Italia	175,231	27.3	164,011	25.2	152,044	25.1	195,097	24.3	206,256	21.7	Italy
Turqia	53,762	8.4	61,442	9.5	58,050	9.6	86,278	10.7	114,843	12.1	Turkey
Kina	53,954	8.4	59,830	9.2	54,162	8.9	65,323	8.1	77,545	8.1	China
Greqia	52,157	8.1	54,393	8.4	54,583	9.0	64,238	8.0	74,536	7.8	Greece
Gjermani	49,853	7.8	46,720	7.2	46,861	7.7	55,159	6.9	58,825	6.2	Germany
Arabia Saudite	1,032	0.2	601	0.1	443	0.1	11,051	1.4	33,918	3.6	Saudi Arabia
Serbia	21,788	3.4	23,101	3.6	23,040	3.8	27,960	3.5	32,230	3.4	Serbia
Zvicer	10,215	1.6	15,292	2.4	10,223	1.7	12,548	1.6	21,317	2.2	Swissland
Kosova	8,886	1.4	7,747	1.2	8,329	1.4	15,455	1.9	16,622	1.7	Kosova
Poloni	9,678	1.5	10,568	1.6	10,319	1.7	12,406	1.5	16,611	1.7	Poland
Spanja	16,078	2.5	11,591	1.8	9,801	1.6	11,543	1.4	16,360	1.7	Spagnia
Maqedonia e Ver	9,630	1.5	8,600	1.3	9,101	1.5	13,704	1.7	15,503	1.6	North Macedonia
Te tjera	233,435	36.4	247,142	38.0	227,830	37.6	318,216	39.6	382,493	40.2	Others
Totali	641,937	100.0	649,595	100	606,735	100	802,699	100.0	952,214	100.0	Total

Import's value by countries of origin (main partners year 2022)

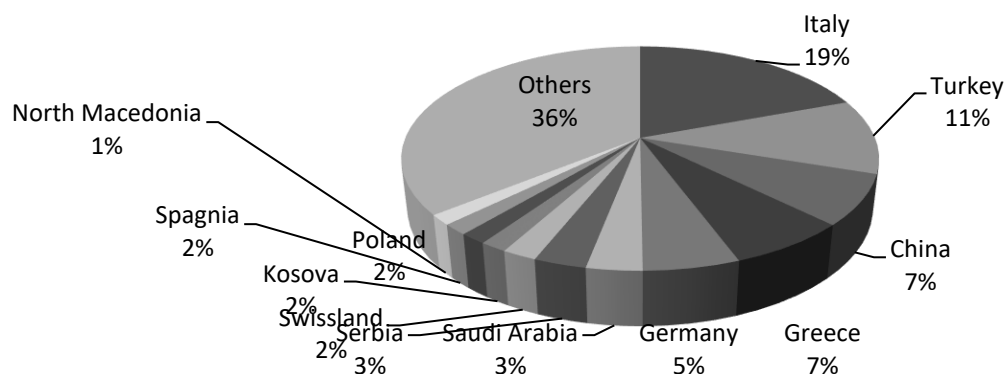


Tabela 15 Volumi i Importeve sipas vendit të origjinës
Table 15 Volume of Imports by country of origin

Në Ton

Shtetet	Years										Countries
	2018		2019		2020		2021		2022		
	Volume Ton	Spc Weight %	Volume Ton	Spc Weight %	Volume Ton	Spc Weight %	Volume Ton	Spc Weight %	Volume Ton	Spc Weight %	
Turqia	337,186	7.5	443,771	9.4	496,238	9.7	771,229	12.9	1,105,741	20.2	Turkey
Italia	792,909	17.7	752,870	15.9	837,588	16.3	973,398	16.3	628,036	11.5	Italy
Greqia	552,133	12.3	638,171	13.5	763,040	14.9	677,370	11.4	473,989	8.7	Greece
Arabia Saudite	9,274	0.2	6,995	0.1	4,099	0.1	283,492	4.8	459,316	8.4	Saudi Arabia
Serbia	332,956	7.4	328,920	6.9	331,949	6.5	301,957	5.1	253,460	4.6	Serbia
Maqedonia e Veriut	237,323	5.3	241,440	5.1	254,159	5.0	264,105	4.4	225,708	4.1	North Macedonia
Kosova	194,615	4.3	171,765	3.6	170,330	3.3	205,328	3.4	172,899	3.2	Kosovo
Rusia	367,117	8.2	396,102	8.4	435,765	8.5	368,650	6.2	158,603	2.9	Rusia
Spanje	165,247	3.7	131,027	2.8	123,240	2.4	127,685	2.1	141,181	2.6	Spagnia
Algjeria	35,379	0.8	12,734	0.3	56,536	1.1	111,094	1.9	138,182	2.5	Algjeria
Te tjera	1,464,136	32.6	1,613,199	34.1	1,658,470	32.3	1,879,619	31.5	1,721,511	31.4	Others
Totali	4,488,275	100.0	4,736,995	100.0	5,131,414	100	5,963,925	100.0	5,478,625	100.0	Total

Import's volume by Country of Origin(main partners year 2022)

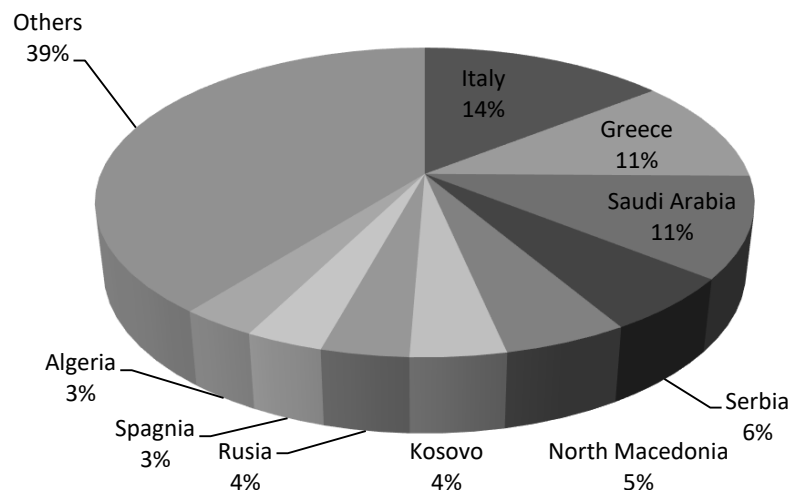


Table 16 Value of Exports by country of destination

Në milion lekë

Shtetet	Years										Countries
	2018		2019		2020		2021		2022		
	Value mln Lek	Spc Weight %	Value mln Lek	Spc Weigh %	Value mln Lek	Spc Weigh %	Value mln Lek	Spc Weight %	Value mln Lek	Spc Weight %	
Italia	148,021	47.9	143,160	47.9	123,501	45.5	155,903	42.3	210,391	43.4	Italy
Kosova	27,008	8.7	29,807	10.0	26,215	9.7	37,677	10.2	37,777	7.8	Kosovo
Gjermania	13,482	4.4	14,221	4.8	15,897	5.9	20,152	5.5	31,959	6.6	Germany
Spanja	24,211	7.8	23,973	8.0	16,369	6.0	23,698	6.4	23,298	4.8	Spagnia
Greqi	13,099	4.2	12,787	4.3	13,196	4.9	21,423	5.8	23,200	4.8	Greece
Maqedonia e Veriut	8,544	2.8	8,565	2.9	8,762	3.2	12,540	3.4	19,304	4.0	North Macedonia
Serbia	8,035	2.6	5,404	1.8	6,273	2.3	9,981	2.7	13,487	2.8	Serbia
USA	5,218	1.7	3,674	1.2	3,252	1.2	4,924	1.3	13,471	2.8	USA
Kine	5,693	1.8	6,241	2.1	5,005	1.8	9,058	2.5	9,813	2.0	China
Kroacia	946	0.3	1,118	0.4	1,773	0.7	3,352	0.9	7,596	1.6	Croatia
Mali I Zi	5,691	1.8	5,483	1.8	5,171	1.9	5,956	1.6	7,567	1.6	Monte Negro
Suedia	2,320	0.8	2,581	0.9	2,451	0.9	3,475	0.9	6,680	1.4	Sweden
Te tjera	52,524	17.0	47,235	15.8	48,608	17.9	66,796	18.1	87,536	18.1	Others
Totali	309,100	100.0	298,765	100	271,303	100	368,978	100.0	484,511	100.0	Total

Value of Export by country of destination Year 2022

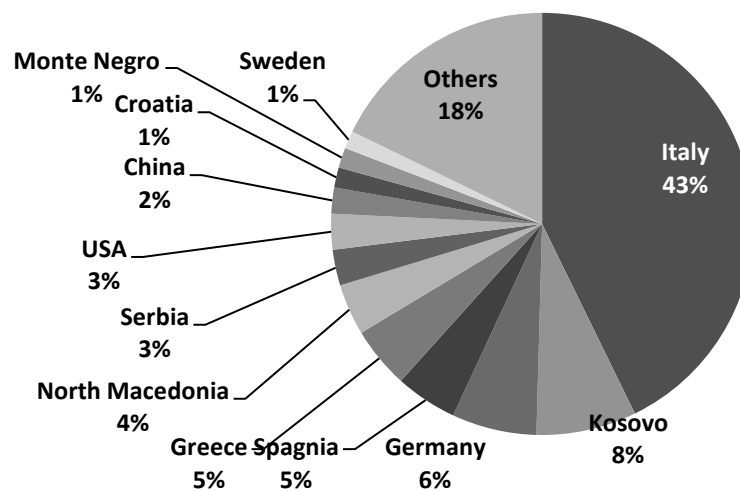


Table 17 Volume of Export by country of destination

Në ton

Shtetet	Years										Countries
	2018		2019		2020		2021		2022		
	Volume Ton	Spc Weight %	Volume Ton	Spc Weight %	Volume Ton	Spc Weight %	Volume Ton	Spc Weight %	Volume Ton	Spc Weight %	
Italia	450,974	11	436,706	10	324,869	8	479,368	11	714,202	18	Italy
Kosova	1,026,265	26	1,190,498	28	1,085,858	27	1,139,465	26	706,968	18	Kosovo
Maqedonia e Veriut	544,850	14	527,849	12	641,464	16	584,576	13	565,896	14	North Macedonia
Spanje	537,784	14	586,179	14	607,116	15	599,276	14	357,059	9	Spain
Kina	262,051	7	268,048	6	195,622	5	272,406	6	303,773	8	China
Mali i Zi	421,355	11	399,903	9	393,082	10	331,614	8	295,841	8	Monte Negro
Greqi	120,043	3	120,431	3	121,771	3	139,388	3	170,123	4	Greece
Serbi	162,221	4	186,643	4	191,991	5	203,334	5	160,472	4	Serbia
Suedi	2,290	0	3,112	0	3,261	0	4,728	0	71,554	2	Sweden
Kroacia	4,918	0	9,895	0	21,317	1	31,640	1	69,777	2	Croatia
Turqia	23,697	1	13,249	0	20,320	0	59,506	1	67,413	2	Turkey
Malta	134,662	3	211,043	5	126,186	3	143,993	3	53,282	1	Malta
Te tjera	249,944	6	285,911	7	364,233	9	353,984	8	374,350	10	Others
Totali	3,941,053	100	4,239,467	100	4,097,090	100.00	4,343,278	100.0	3,910,711	100.0	Total

Tabela 18 Vlera e Importeve sipas Kapitujve të S H
Table 18 Value of Imports by H S Chapters

Në milion lekë

Kapitujt	Pershkrimi	Years					DESCRIPTION
		2018	2019	2020	2021	2022	
01	Kafshe të gjalla	3,646	4,502	3,032	3,891	4,863	LIVE ANIMALS
02	Mish dhe të brendshme të ngrëshme të kafsheve	5,539	5,821	5,501	6,336	7,352	MEAT AND EDIBLE MEAT OFFAL
03	Peshk, krustace, molusqe dhe jovetëbrore të tjerë ujore	8,338	8,282	8,786	11,291	13,735	FISH AND CRUSTACEANS, MOLLUSCS AND OTHER AQUATIC INVERTEBRATA
04	Bulmet, vezet e zogjve, mjalti natyral, produktet e	3,308	3,870	3,841	4,774	6,335	DAIRY PRODUCE; BIRDS' EGGS; NATURAL HONEY; EDIBLE PRODUCTS OF
05	Produkte me origjinë shtazore të paspecifikuara apo të	460	483	369	306	310	PRODUCTS OF ANIMAL ORIGIN, NOT ELSEWHERE SPECIFIED OR INCLUDED
06	Peme dhe bimë të tjera të gjalla; bulbet, rrenjet dhe të	961	1,004	886	1,215	1,217	LIVE TREES AND OTHER PLANTS; BULBS, ROOTS AND THE LIKE; CUT FLOWERS
07	Zarzavatet dhe rrenjet dhe tuberet e ngrëshme	2,478	2,588	2,367	2,550	3,246	EDIBLE VEGETABLES AND CERTAIN ROOTS AND TUBERS
08	Frutat dhe arrat e ngrëshme; lekuret e agrumeve,	7,033	6,890	7,251	6,974	6,612	EDIBLE FRUIT AND NUTS; PEEL OF CITRUS FRUIT OR MELONS
09	Kafe, çaj, mate dhe erza	4,064	3,787	3,762	4,358	4,642	COFFEE, TEA, MATÉ AND SPICES
10	Drithrat	11,020	10,717	11,222	12,094	11,996	CEREALS
11	Produkte të industrisë së bljes, malti; niseshteja; inulina;	1,990	1,608	1,616	1,871	2,341	PRODUCTS OF THE MILLING INDUSTRY; MALT; STARCHES; INULIN; WHEAT
12	Farera vajore dhe fruta oleogjene (vajore); perzierje	815	1,191	1,650	1,679	1,554	OIL SEEDS AND OLEAGINOUS FRUITS; MISCELLANEOUS GRAINS, SEEDS AND
13	Llaqet; gomat, rezinat dhe ekstrakte të tjera vegjetale	87	106	95	109	114	LAC; GUMS, RESINS AND OTHER VEGETABLE SAPS AND EXTRACTS
14	Materiale vegjetale që perdoen për thurje, produkte	3	4	7	4	7	VEGETABLE PLAITING MATERIALS; VEGETABLE PRODUCTS NOT ELSEWHERE
15	Dhjamra dhe vajra shtazore ose vegjetale dhe produktet e	5,510	4,972	5,944	6,745	8,160	ANIMAL OR VEGETABLE FATS AND OILS AND THEIR CLEAVAGE PRODUCTS
16	Pergatitje të mishit, peshkut dhe krustaceve, mollusqeve	2,069	2,355	2,591	3,124	3,521	PREPARATIONS OF MEAT, OF FISH OR OF CRUSTACEANS, MOLLUSCS OR
17	Sheqernat dhe prodhimet prej sheqeri	3,307	3,682	4,213	4,634	6,024	SUGARS AND SUGAR CONFECTIONERY
18	Kakao dhe pergatitjet prej saj	2,690	3,090	2,947	3,364	3,401	COCOA AND COCOA PREPARATIONS
19	Pergatitje prej drithrave, miellit, niseshtese ose qumeshtit;	8,088	8,522	8,509	9,959	11,931	PREPARATIONS OF CEREALS, FLOUR, STARCH OR MILK; PASTRYCOOKS' PRODUCTS
20	Pergatitje prej zarzavatesh, frutash, arrash dhe pjeseve te	4,102	4,556	4,946	5,849	6,644	PREPARATIONS OF VEGETABLES, FRUIT, NUTS OR OTHER PARTS OF PLANTS
21	Pergatitje te ndryshme te ngrëshme	6,259	6,697	6,709	8,388	9,172	MISCELLANEOUS EDIBLE PREPARATIONS
22	Pijet, alkooolet dhe uthullat	13,259	13,862	12,738	17,182	19,468	BEVERAGES, SPIRITS AND VINEGAR
23	Mbetjet dhe hedhurinat nga industria ushqimore; ushqim i	4,324	4,500	4,976	5,434	7,071	RESIDUES AND WASTE FROM THE FOOD INDUSTRIES; PREPARED ANIMAL
24	Duhani dhe zvendesues te fabrikuar te duhanit	7,355	7,471	7,210	8,169	9,623	TOBACCO AND MANUFACTURED TOBACCO SUBSTITUTES
25	Kripe; sulfur; dhe dhe gure; qelqere dhe cimento	3,644	3,617	3,754	4,452	6,828	SALT; SULPHUR; EARTHS AND STONE; PLASTERING MATERIALS, LIME AND
26	Minerale, skorje dhe hi	79	528	7	13	36	ORES, SLAG AND ASH
27	Lende te djegshme minerale, vajra minerale dhe produkte	64,803	73,179	51,388	101,307	165,620	MINERAL FUELS, MINERAL OILS AND PRODUCTS OF THEIR DISTILLATION AND
28	Kimikate inorganike; komponime organike ose inorganike	1,778	1,552	2,022	2,775	2,912	INORGANIC CHEMICALS; ORGANIC OR INORGANIC COMPOUNDS OF PREPARED
29	Kimikate organike	1,791	1,605	1,677	1,700	1,989	ORGANIC CHEMICALS
30	Produkte farmaceutike	22,597	23,361	24,979	31,529	28,207	PHARMACEUTICAL PRODUCTS
31	Pleheruesit	3,202	5,157	4,340	7,380	5,665	FERTILISERS
32	Ekstraktet ngjyrosese dhe tanike; taninet dhe derivatet e	3,966	4,398	4,554	5,579	5,682	TANNING OR DYEING EXTRACTS; TANNINS AND THEIR DERIVATIVES; DYE
33	Esencaat vajore dhe rezinoidet; pergatitjet e parfumerise,	7,366	7,738	7,942	9,502	10,378	ESSENTIAL OILS AND RESINOIDS; PERFUMERY, COSMETIC OR TOILET PREPARATIONS
34	Sapunet, agjentet me veprim te siperfaqshem, preparatet	6,952	7,587	8,173	8,243	8,652	SOAP, ORGANIC SURFACE-ACTIVE AGENTS, WASHING PREPARATIONS, LIQUOR
35	Substanca albuminoze; amidon te modifikuar; ngjites;	1,417	1,353	1,250	1,473	1,877	ALBUMINOIDAL SUBSTANCES; MODIFIED STARCHES; GLUES; ENZYMES
36	Eksplozivitet; prodhimet piroteknike, shkrepset, lidhjet	811	458	374	415	998	EXPLOSIVES; PYROTECHNICAL PRODUCTS; MATCHES; PYROPHORIC ALLOYS
37	Produktet fotografike ose kinematografike	277	253	185	168	168	PHOTOGRAPHIC OR CINEMATOGRAPHIC GOODS
38	Produkte te ndryshme kimike	5,088	5,547	5,966	6,781	7,373	MISCELLANEOUS CHEMICAL PRODUCTS
39	Plastikat dhe prodhimet prej plastike	26,124	23,193	23,962	32,067	35,806	PLASTICS AND ARTICLES THEREOF
40	Goma dhe artikujt prej saj	5,292	5,665	5,453	7,062	7,407	RUBBER AND ARTICLES THEREOF
41	Lekure te perpunuara ose jo (ndryshe nga ato te pelicerise,	17,635	16,036	11,490	13,336	15,172	RAW HIDES AND SKINS (OTHER THAN FURSKINS) AND LEATHER
42	Artikujt prej lekure; objekte te shalimit dhe te kalerimit;	1,204	1,220	1,105	1,554	1,773	ARTICLES OF LEATHER; SADDLERY AND HARNESS; TRAVEL GOODS, HAND
43	Gezofet dhe gezofet artificiale; artikujt prej tyre	64	81	50	61	81	FURSKINS AND ARTIFICIAL FUR; MANUFACTURES THEREOF
44	Druri dhe artikujt prej druri; qymyr druri	9,280	9,432	9,050	11,895	13,604	WOOD AND ARTICLES OF WOOD; WOOD CHARCOAL
45	Tapa dhe artikujt prej tape	21	29	29	46	47	CORK AND ARTICLES OF CORK
46	Punimet e kashtes, kallamave, xunkthit	26	32	37	46	58	MANUFACTURES OF STRAW, OF ESPARTO OR OF OTHER PLAITING MATERIALS
47	Pulp druri dhe lende te tjera celulozike fibroze; mbetje ose	248	269	224	276	345	PULP OF WOOD OR OF OTHER FIBROUS CELLULOSIC MATERIAL; RECOVERED
48	Leter dhe karton; artikujt prej pulpit te letres, letres ose	13,942	13,124	11,948	13,867	18,507	PAPER AND PAPERBOARD; ARTICLES OF PAPER PULP, OF PAPER OR OF PAPERBOARD
49	Librat, gazetat, revistat, pikturat dhe produkte te tjera te	1,337	2,438	2,317	1,924	2,213	PRINTED BOOKS, NEWSPAPERS, PICTURES AND OTHER PRODUCTS OF THE
50	Mendafshi	75	66	29	50	87	SILK
51	Leshi, qimet e kafsheve, qofte te butra apo te ashpra, qime	760	803	608	620	863	WOOL, FINE OR COARSE ANIMAL HAIR; HORSEHAIR YARN AND WOVEN FABRICS
52	Pambuku	6,248	6,195	5,371	6,362	7,455	COTTON
53	Fibra te tjera tekstile vegjetale; fill prej letre dhe pelhura te	380	398	241	437	398	OTHER VEGETABLE TEXTILE FIBRES; PAPER YARN AND WOVEN FABRICS OF
54	Filamentet artificiale	5,457	5,309	5,036	5,637	6,559	MAN-MADE FILAMENTS; STRIP AND THE LIKE OF MAN-MADE TEXTILE MATERIALS
55	Fibrat themelore te bera nga njerezit	4,520	4,607	4,006	4,118	5,173	MAN-MADE STAPLE FIBRES
56	Mbushjet, shajaku dhe pelhura te paendura; fijet speciale,	2,417	2,262	3,349	3,343	3,756	WADDING, FELT AND NONWOVENS; SPECIAL YARNS; TWINE, CORDAGE, ROPES
57	Qilimat dhe mbulesit e tjere tekstile te dyshemese	834	866	736	1,107	1,095	CARPETS AND OTHER TEXTILE FLOOR COVERINGS
58	Pelhurat speciale te endura, pelhurat tekstile me xhufka;	2,254	2,033	1,959	2,789	3,250	SPECIAL WOVEN FABRICS; TUFTED TEXTILE FABRICS; LACE; TAPESTRIES; TAPETS
59	Pelhurat tekstile te ngopura, te veshura, te mbuluara apo	4,808	4,934	4,293	5,570	6,327	IMPREGNATED, COATED, COVERED OR LAMINATED TEXTILE FABRICS; TEXTILE
60	Pelhura te endura me nje apo shume fije	7,113	6,385	5,184	7,281	7,887	KNITTED OR CROCHETED FABRICS
61	Artikujt te veshjes dhe plotesues te tyre, te thurura	17,354	17,788	15,368	19,740	20,988	ARTICLES OF APPAREL AND CLOTHING ACCESSORIES, KNITTED OR CROCHETED
62	Artikujt te veshjes dhe plotesues te tyre, te endura	16,155	16,186	13,191	15,551	16,780	ARTICLES OF APPAREL AND CLOTHING ACCESSORIES, NOT KNITTED OR CROCHETED
63	Artikujt te tjere tekstile te gatshem; grupet e artikujve	3,394	3,331	4,030	3,808	4,035	OTHER MADE-UP TEXTILE ARTICLES; SETS; WORN CLOTHING AND WORN
64	Veshjet e kembeve, gjynjaket dhe te ngjashme me to,	15,327	14,786	11,179	13,339	15,774	FOOTWEAR, GAITERS AND THE LIKE; PARTS OF SUCH ARTICLES
65	Veshje te kokes dhe pjese te tyre	719	889	636	863	859	HEADGEAR AND PARTS THEREOF
66	Cadrat, cadrat e diellit, bastunet, kamzhiqet, dhe pjeset e	313	287	260	265	271	UMBRELLAS, SUN UMBRELLAS, WALKING STICKS, SEAT-STICKS, WHIPS, RIFLES
67	Pendet dhe puplat e pergatitura dhe artikujt prej tyre; lulet	179	170	126	175	270	PREPARED FEATHERS AND DOWN AND ARTICLES MADE OF FEATHERS OR
68	Artikujt prej guri, alcie, cimentoje, asbesti, mike dhe	3,584	3,458	3,465	4,857	5,461	ARTICLES OF STONE, PLASTER, CEMENT, ASBESTOS, MICA OR SIMILAR MATERIALS
69	Produkte qeramike	7,515	8,018	8,061	10,737	10,769	CERAMIC PRODUCTS
70	Qelqi dhe qelqerinat	3,739	3,893	3,581	4,903	6,399	GLASS AND GLASSWARE
71	Perlat natyrale dhe te kultivuara, gure te cmuar dhe gjysem	1,730	1,638	1,935	3,572	3,888	NATURAL OR CULTURED PEARLS, PRECIOUS OR SEMI-PRECIOUS STONES
72	Hekuri dhe celiku	26,664	26,201	29,271	47,347	59,844	IRON AND STEEL
73	Artikujt prej hekurit dhe celikut	16,362	17,160	15,398	16,044	18,306	ARTICLES OF IRON OR STEEL
74	Bakri dhe artikujt prej tij	872	860	893	1,613	1,999	COPPER AND ARTICLES THEREOF
75	Nikeli dhe artikujt prej tij	13	10	2	17	13	NICKEL AND ARTICLES THEREOF
76	Alumini dhe artikujt prej tij	9,582	9,314	8,871	14,385	19,700	ALUMINIUM AND ARTICLES THEREOF
77	Plumbi dhe artikujt prej tij	28	93	75	188	426	LEAD AND ARTICLES THEREOF
78	Zinku dhe artikujt prej tij	249	234	383	606	905	ZINC AND ARTICLES THEREOF
79	Kallaji dhe artikujt prej tij	17	9	7	14	24	TIN AND ARTICLES THEREOF
80	Metale te tjere baze; metaloqeramikat (lidhjet e forta);	81	112	70	108	153	OTHER BASE METALS; CERMENTS; ARTICLES THEREOF
81	Instrumentet prerese dhe veglat e punes, thikat, luget,	1,853	1,869	1,409	1,927	2,203	TOOLS, IMPLEMENTS, CUTLERY, SPOONS AND FORKS, OF BASE METAL; PARTS
82	Artikujt te ndryshem me metale baze	8,097	7,366	6,910	9,456	11,039	MISCELLANEOUS ARTICLES OF BASE METAL
83	Reaktoret berthamore, ngroheshat e ujit, makineri dhe	51,702	47,443	46,946	56,447	62,790	NUCLEAR REACTORS, BOILERS, MACHINERY AND MECHANICAL APPLIANCES
84	Makina elektrike, pajisje makinash elektrike dhe pjeset e	43,921	46,239	44,271	55,533	62,939	ELECTRICAL MACHINERY AND EQUIPMENT AND PARTS THEREOF; SOUND
85	Lokomotivat, vagonet hekurudhore; materiale per	217	184	39	133	270	RAILWAY OR TRAMWAY LOCOMOTIVES, ROLLING STOCK AND PARTS THEREOF
86	Mjete transporti te ndryshme nga ato hekurudhore dhe	46,539	45,270	42,722	57,002	55,786	VEHICLES OTHER THAN RAILWAY OR TRAMWAY ROLLING STOCK, AND PARTS
87	Aeroplanet, anijet kozmike, dhe pjeset e tyre	109	29	221	1,011	2,390	AIRCRAFT, SPACECRAFT, AND PARTS THEREOF
88	Anijet, barkat dhe struktura lundrimi	804	424	257	958	3,656	SHIPS, BOATS AND FLOATING STRUCTURES
89	Instrumenta dhe aparature optike, fotografike,	8,297	8,667	8,037	10,108	10,099	OPTICAL, PHOTOGRAPHIC, CINEMATOGRAPHIC, MEASURING, CHECKING
90	Oret e te gjitha lojveve dhe pjeset e tyre	338	315	288	455	505	CLOCKS AND WATCHES AND PARTS THEREOF
91	Instrumentet muzikore; pjese dhe aksesore per keta artikuj	91	63	46	56	94	MUSICAL INSTRUMENTS; PARTS AND ACCESSORIES OF SUCH ARTICLES
92	Armet dhe municionet; pjese dhe aksesore te tyre	616	279	96	1,969	115	ARMS AND AMMUNITION; PARTS AND ACCESSORIES THEREOF
93	Orendi; orendi mjeksore ose kirurgjikale; shtreret,	7,874	7,678	7,889	10,140	11,267	FURNITURE; BEDDING, MATTRESSES, MATTRESS SUPPORTS, CUSHIONS AND
94	Lodrat, pajisjet per lojra dhe sport; pjese dhe aksesore te	2,315	2,221	2,237	3,670	3,394	TOYS, GAMES AND SPORTS REQUISITES; PARTS AND ACCESSORIES THEREOF
95	Artikujt te ndryshem te prodhuar	4,604	4,368	4,122	4,439	5,006	MISCELLANEOUS MANUFACTURED ARTICLES
96	Veprat e artit, pjese koleksionesh dhe antikate	37	12	8	29	35	WORKS OF ART, COLLECTORS' PIECES AND ANTIQUES
97	Dispozita per klasifikime te vecanta	129	455	192	168	173	PROVISIONS FOR SPECIAL CLASSIFICATIONS
Totali		641,937	649,595	606,735	802,699	952,214	

Tabela 19 Volumi i Importeve sipas Kapitujve te S H
Table 19 Volume of Import by H S Chapters

Në ton

Kapitujt	Pershkrimi	Years					Description
		2018	2019	2020	2021	2022	
01	Kafshe te gjalla	16,291	20,984	13,589	17,006	20,397	LIVE ANIMALS
02	Mish dhe te brendshme te ngrenshme te kafsheve	39,771	41,196	40,318	43,868	41,850	MEAT AND EDIBLE MEAT OFFAL
03	Peshk, krustace, molusqe dhe jovertebrore te tjere ujore	21,243	20,545	23,480	30,051	30,706	FISH AND CRUSTACEANS, MOLLUSCS AND OTHER AQUATIC INVERTEB
04	Bulmet, vezet e zogjve, mjalti natyral, produktet e ngrenshme me	19,195	23,464	20,055	26,636	28,145	DAIRY PRODUCE; BIRDS' EGGS; NATURAL HONEY; EDIBLE PRODUCTS O
05	Produkte me origjine shtazore te paspecifikuara apo te paperfishira	3,129	3,009	2,187	4,418	6,148	PRODUCTS OF ANIMAL ORIGIN, NOT ELSEWHERE SPECIFIED OR INCLU
06	Peme dhe bime te tjera te gjalla; bulbet, rrenjet dhe te ngjashmet	7,286	6,756	5,200	6,894	7,348	LIVE TREES AND OTHER PLANTS; BULBS, ROOTS AND THE LIKE; CUT FL
07	Zarzavatet dhe rrenjet dhe tuberet e ngrenshme	38,569	40,334	35,487	34,658	41,981	EDIBLE VEGETABLES AND CERTAIN ROOTS AND TUBERS
08	Frutat dhe arrat e ngrenshme; lekuret e agrumeve, shalqinjive dhe	87,206	82,018	82,709	73,690	70,731	EDIBLE FRUIT AND NUTS; PEEL OF CITRUS FRUIT OR MELONS
09	Kafe, caj, mate dhe erza	9,689	9,062	8,743	9,434	8,213	COFFEE, TEA, MATÉ AND SPICES
10	Drithrat	376,318	366,167	364,978	326,020	241,768	CEREALS
11	Produkte te industrise se blojes, malti; niseshteja; inulina; gluteni i	47,708	33,412	33,188	35,619	31,779	PRODUCTS OF THE MILLING INDUSTRY; MALT; STARCHES; INULIN; WH
12	Farera vajore dhe fruta oleogjene (vajore); perzierje kokrrash,	2,474	2,864	3,828	3,962	2,995	OIL SEEDS AND OLEAGINOUS FRUITS; MISCELLANEOUS GRAINS, SEEDS
13	Llaqet; gomat, rezinat dhe ekstrakte te tjera vegjetale	78	107	90	124	96	LAC; GUMS, RESINS AND OTHER VEGETABLE SAPS AND EXTRACTS
14	Materiale vegjetale qe perdoen per thurje, produkte bimore te	20	25	52	30	37	VEGETABLE PLAITING MATERIALS; VEGETABLE PRODUCTS NOT ELSEW
15	Dhjamra dhe vajra shtazore ose vegjetale dhe produktet e ndarjes se	46,182	42,983	46,522	38,964	36,430	ANIMAL OR VEGETABLE FATS AND OILS AND THEIR CLEAVAGE PRODU
16	Materiale vegjetale te mishit, peshkut dhe krustaceve, mollusqeve dhe	5,799	6,679	6,730	8,885	8,027	PREPARATIONS OF MEAT, OF FISH OR OF CRUSTACEANS, MOLLUSCS O
17	Sheqernat dhe prodhimet prej sheqeri	55,660	65,842	71,905	66,582	65,592	SUGARS AND SUGAR CONFECTIONERY
18	Kakao dhe pergatitjet prej saj	5,344	5,863	5,592	6,346	5,886	COCOA AND COCOA PREPARATIONS
19	Pergatitje prej drithrave, miellit, niseshte ose qumeshtit;	43,057	44,187	42,657	46,062	45,950	PREPARATIONS OF CEREALS, FLOUR, STARCH OR MILK; PASTRYCOOKS
20	Pergatitje prej zarzavatesh, frutash, arrash dhe pjeseve te tjera te	24,465	26,553	27,298	32,844	34,166	PREPARATIONS OF VEGETABLES, FRUIT, NUTS OR OTHER PARTS OF PL
21	Pergatitje te ndryshme te ngrenshme	18,290	19,463	18,274	22,592	21,816	MISCELLANEOUS EDIBLE PREPARATIONS
22	Pijet, alkoolet dhe uthullat	142,784	155,617	142,710	171,372	176,226	BEVERAGES, SPIRITS AND VINEGAR
23	Mbetjet dhe hedhurinat nga industria ushqimore; ushqim i	88,285	88,896	96,787	93,587	91,484	RESIDUES AND WASTE FROM THE FOOD INDUSTRIES; PREPARED ANIM
24	Duhani dhe zvendesues te fabrikuar te duhanit	3,171	3,495	2,862	3,217	3,531	TOBACCO AND MANUFACTURED TOBACCO SUBSTITUTES
25	Kripe; sulfur; dhe dhe gure; gelqere dhe cimento	447,913	466,968	554,981	566,371	686,830	SALT; SULPHUR; EARTHS AND STONE; PLASTERING MATERIALS, LIME A
26	Minerale, skorje dhe hi	2,223	26,129	476	783	1,629	ORES, SLAG AND ASH
27	Lende te djegshme minerale, vajra minerale dhe produkte te	813,196	889,947	1,138,407	1,606,157	1,327,241	MINERAL FUELS, MINERAL OILS AND PRODUCTS OF THEIR DISTILLATI
28	Kimikate inorganike; komponime organike ose inorganike te	31,157	30,557	36,486	44,796	40,581	INORGANIC CHEMICALS; ORGANIC OR INORGANIC COMPOUNDS OF P
29	Kimikate organike	6,266	6,191	5,787	5,857	6,494	ORGANIC CHEMICALS
30	Produkte farmaceutike	5,099	6,145	6,107	5,856	5,918	PHARMACEUTICAL PRODUCTS
31	Pleheruesit	100,224	156,599	140,362	180,358	84,839	FERTILISERS
32	Ekstraktet ngjyrosese dhe tanike; taninet dhe derivatet e tyre;	29,437	32,768	36,747	43,083	37,480	TANNING OR DYEING EXTRACTS; TANNINS AND THEIR DERIVATIVES; D
33	Esencat vajore dhe rezinoidet; pergatitjet e parfumerise, kozmetik	8,974	9,014	9,317	9,870	9,325	ESSENTIAL OILS AND RESINOIDS; PERFUMERY, COSMETIC OR TOILET P
34	Sapunet, agentet me veprim te siperfaqshem, preparatet larese,	50,941	54,945	59,985	60,229	54,689	SOAP, ORGANIC SURFACE-ACTIVE AGENTS, WASHING PREPARATIONS
35	Substanca albuminoze; amidon te modifikuar; ngjites; enzim	4,307	4,634	4,072	4,420	4,793	ALBUMINOIDAL SUBSTANCES; MODIFIED STARCHES; GLUES; ENZYME
36	Eksplozivet; prodhimet piroteknike, shkrepset, lidhjet piroforike,	4,402	2,133	1,709	2,074	2,871	EXPLOSIVES; PYROTECHNIC PRODUCTS; MATCHES; PYROPHORIC ALLO
37	Produktet fotografike ose kinematografike	248	212	187	165	175	PHOTOGRAPHIC OR CINEMATOGRAPHIC GOODS
38	Produkte te ndryshme kimike	32,771	32,234	28,749	30,537	32,775	MISCELLANEOUS CHEMICAL PRODUCTS
39	Plastikat dhe prodhimet prej plastike	95,320	82,475	93,936	104,996	102,892	PLASTICS AND ARTICLES THEREOF
40	Gomat dhe artikuj prej saj	12,139	13,201	12,762	15,007	13,979	RUBBER AND ARTICLES THEREOF
41	Lekure te perpunuara ose jo (ndryshe nga ato te pelicerise, gezofet)	8,170	7,679	5,883	6,905	7,750	RAW HIDES AND SKINS (OTHER THAN FURSKINS) AND LEATHER
42	Artikuj prej lekure; objektet te shalimit dhe te kalerimit; mallra	1,246	1,140	877	1,277	1,437	ARTICLES OF LEATHER; SADDLERY AND HARNESS; TRAVEL GOODS, HA
43	Gezofet dhe gezofet artificiale; artikuj prej tyre	14	13	11	15	16	FURSKINS AND ARTIFICIAL FUR; MANUFACTURES THEREOF
44	Druri dhe artikuj prej druri; qymyr druri	264,158	261,276	253,048	290,784	278,706	WOOD AND ARTICLES OF WOOD; WOOD CHARCOAL
45	Tapa dhe artikujt prej tape	18	41	41	62	59	CORK AND ARTICLES OF CORK
46	Punimet e kashtes, kallamave, xunkthit	46	75	74	67	77	MANUFACTURES OF STRAW, OF ESPARTO OR OF OTHER PLAITING MA
47	Pulp druri dhe lende te tjera celulozike fibroze; mbetje ose kthime	3,375	3,693	3,231	2,906	2,524	PULP OF WOOD OR OF OTHER FIBROUS CELLULOSIC MATERIAL; RECO
48	Leter dhe karton; artikuj prej pulpit te letres, letres ose kartonit	85,528	86,296	80,552	91,448	97,823	PAPER AND PAPERBOARD; ARTICLES OF PAPER PULP, OF PAPER OR OF
49	Librat, gazetat, revistat, pikturat dhe produkte te tjera te industrise	1,406	1,467	1,145	1,255	1,277	PRINTED BOOKS, NEWSPAPERS, PICTURES AND OTHER PRODUCTS OF
50	Mendafshi	5	7	2	4	5	SILK
51	Leshi, qimet e kafsheve, qofte te butra apo te ashpra, qime kali dhe	342	329	223	220	314	WOOL, FINE OR COARSE ANIMAL HAIR; HORSEHAIR YARN AND WOVEN
52	Pambuku	5,159	4,969	4,292	5,313	5,692	COTTON
53	Fibra te tjera tekstile vegjetale; fill prej letre dhe pelhura te endura	644	751	159	257	249	OTHER VEGETABLE TEXTILE FIBRES; PAPER YARN AND WOVEN FABRIC
54	Filamentet artificiale	6,853	7,033	7,227	8,459	7,968	MAN-MADE FILAMENTS; STRIP AND THE LIKE OF MAN-MADE TEXTILE
55	Fibrat themelore te bera nga njerezit	4,494	4,446	3,714	4,121	4,785	MAN-MADE STAPLE FIBRES
56	Mbushjet, shajaku dhe pelhura te paendura; fijet speciale, spangot,	5,910	5,898	7,392	8,383	8,029	WADDING, FELT AND NONWOVENS; SPECIAL YARNS; TWINE, CORDAG
57	Qilimat dhe mbulesit e tjere tekstile te dyshemese	2,496	2,685	2,208	2,925	2,704	CARPETS AND OTHER TEXTILE FLOOR COVERINGS
58	Pelhurat speciale te endura, pelhurat tekstile me xhufka; tantellat;	1,465	1,270	1,154	1,564	1,701	SPECIAL WOVEN FABRICS; TUFTED TEXTILE FABRICS; LACE; TAPESTRY
59	Pelhurat tekstile te ngopura, te veshura; te mbuluara apo laminuara;	5,282	4,835	4,561	5,580	5,930	IMPREGNATED, COATED, COVERED OR LAMINATED TEXTILE FABRICS;
60	Pelhura te endura me nje apo shume fije	7,637	6,981	6,022	8,410	8,143	KNITTED OR CROCHETED FABRICS
61	Artikuj te veshjes dhe plotesues te tyre, te thurura	17,073	13,486	12,325	14,955	13,187	ARTICLES OF APPAREL AND CLOTHING ACCESSORIES, KNITTED OR CRO
62	Artikuj te veshjes dhe plotesues te tyre, te endura	10,696	8,659	6,890	7,767	7,600	ARTICLES OF APPAREL AND CLOTHING ACCESSORIES, NOT KNITTED OR
63	Artikuj te tjere tekstile te gatshem; grupet e artikujve tekstile;	13,444	12,505	10,925	12,495	12,200	OTHER MADE-UP TEXTILE ARTICLES; SETS; WORN CLOTHING AND WO
64	Veshjet e kembeve, gjynjaket dhe te ngjashme me to, pjeset e tyre	14,120	12,789	9,493	10,364	11,350	FOOTWEAR, GAITERS AND THE LIKE; PARTS OF SUCH ARTICLES
65	Veshjet te kokes dhe pjeset e tyre	366	322	280	359	342	HEADGEAR AND PARTS THEREOF
66	Cadrat, cadrat e diellit, bastunet, kamzhiqet, dhe pjeset e tyre	600	595	569	556	525	UMBRELLAS, SUN UMBRELLAS, WALKING STICKS, SEAT-STICKS, WHIPS
67	Pendat dhe puplat e pergatitura dhe artikujt prej tyre; lulet	273	266	202	267	356	PREPARED FEATHERS AND DOWN AND ARTICLES MADE OF FEATHERS
68	Artikujt prej guri, allicie, cimentoje, asbesti, mike dhe materiale te	103,773	98,094	95,912	134,444	116,003	ARTICLES OF STONE, PLASTER, CEMENT, ASBESTOS, MICA OR SIMILAR
69	Produkte qeramike	215,294	228,291	231,431	296,337	234,637	CERAMIC PRODUCTS
70	Qelqi dhe qelqurinat	44,834	45,826	45,781	54,514	58,301	GLASS AND GLASSWARE
71	Perlat natyrale dhe te kultivuara, gure te cmuar dhe gjysem te	139	143	38	213	49	NATURAL OR CULTURED PEARLS, PRECIOUS OR SEMI-PRECIOUS STON
72	Hekuri dhe celiku	522,477	585,654	702,554	741,375	705,510	IRON AND STEEL
73	Artikuj prej hekurit dhe celikut	83,037	108,719	115,613	98,889	82,223	ARTICLES OF IRON OR STEEL
74	Bakri dhe artikujt prej tij	775	822	757	1,422	1,774	COPPER AND ARTICLES THEREOF
75	Nikeli dhe artikujt prej tij	6	4	0	8	4	NICKEL AND ARTICLES THEREOF
76	Alumini dhe artikujt prej tij	32,938	34,008	35,836	45,478	48,612	ALUMINIUM AND ARTICLES THEREOF
77	Plumbi dhe artikujt prej tij	115	511	591	1,208	2,177	LEAD AND ARTICLES THEREOF
78	Zinku dhe artikujt prej tij	615	630	1,037	1,613	1,904	ZINC AND ARTICLES THEREOF
79	Kallaji dhe artikujt prej tij	8	6	3	6	6	TIN AND ARTICLES THEREOF
80	Metale te tjere baze; metaloqeramikat (lidhjet e forta); artikujt prej	237	348	258	303	174	OTHER BASE METALS; CERMENTS; ARTICLES THEREOF
81	Instrumentet perrese dhe veglat e punes, thikat, luget, pirunjtet dhe	1,518	1,607	1,656	2,022	1,862	TOOLS, IMPLEMENTS, CUTLERY, SPOONS AND FORKS, OF BASE METAL
82	Artikujt te ndryshem me metale bze	12,351	12,022	11,331	14,009	13,873	MISCELLANEOUS ARTICLES OF BASE METAL
83	Reaktoret berthamore, ngrohesat e ujit, makineri dhe pajisje	69,795	70,446	66,857	79,259	80,051	NUCLEAR REACTORS, BOILERS, MACHINERY AND MECHANICAL APPLIA
84	Makina elektrike, pajisje makina elektrike dhe pjeset e tyre;	36,846	37,493	38,279	49,825	51,599	ELECTRICAL MACHINERY AND EQUIPMENT AND PARTS THEREOF; SOU
85	Lokomotivat, vagonet hekurudhore; materiale per hekurudhat, dhe	569	503	170	376	838	RAILWAY OR TRAMWAY LOCOMOTIVES, ROLLING STOCK AND PARTS T
86	Mjete transporti te ndryshme nga ato hekurudhore dhe pjeset e	117,480	102,505	103,298	134,596	119,715	VEHICLES OTHER THAN RAILWAY OR TRAMWAY ROLLING STOCK, AND
87	Aeroplanet, anijet kozmike, dhe pjeset e tyre	33	2	6	33	59	AIRCRAFT, SPACECRAFT, AND PARTS THEREOF
88	Anijet, barkat dhe struktura lundrimi	5,952	2,547	419	1,551	9,462	SHIPS, BOATS AND FLOATING STRUCTURES
89	Instrumente dhe aparature optike, fotografike, kinematografike, te	1,631	1,725	1,682	2,028	1,715	OPTICAL, PHOTOGRAPHIC, CINEMATOGRAPHIC, MEASURING, CHECKI
90	Oret e te gjitha llojeve dhe pjeset e tyre	108	91	66	78	77	CLOCKS AND WATCHES AND PARTS THEREOF
91	Instrumentet muzikore; pjeset dhe aksesoret per keta artikuj	49	54	54	41	50	MUSICAL INSTRUMENTS; PARTS AND ACCESSORIES OF SUCH ARTICLES
92	Armet dhe municionet; pjeset dhe aksesoret te tyre	144	134	65	118	61	ARMS AND AMMUNITION; PARTS AND ACCESSORIES THEREOF
93	Orendi; orendi mjekesore ose kirurgjikale; shtreter, dyshekjet, jasteket	17,857	17,836	17,769	22,762	21,598	FURNITURE; BEDDING, MATTRESSES, MATTRESS SUPPORTS, CUSHION
94	Lodrat, pajisjet per lojra dhe sport; pjeset dhe aksesoret te tyre	3,715	3,484	3,488	4,229	4,205	TOYS, GAMES AND SPORTS REQUISITES; PARTS AND ACCESSORIES THE
95	Artikujt te ndryshem te prodhuar	6,255	6,196	5,955	5,694	5,592	MISCELLANEOUS MANUFACTURED ARTICLES
96	Veprat e artit, pjeset koleksionesh dhe antikitet	409	406	298	320	262	WORKS OF ART, COLLECTORS' PIECES AND ANTIQUES
97	Dispozita per klasifikime te vecanta	1,865	3,707	3,078	1,034	1,667	PROVISIONS FOR SPECIAL CLASSIFICATIONS
	Totali	4,488,275	4,736,995	5,131,414	5,963,925	5,478,625	

Tabela 20 Vlera e Exporteve sipas kapitujve të S H
Table 20 Value of Exports by H S Chapters

Në milion lekë

Kapitujt	Pershkrimi	Years					Description
		2018	2019	2020	2021	2022	
01	Kafshe të gjalla	73	59	55	73	39	LIVE ANIMALS
02	Mish dhe të brendshme të ngrëshme të kafsheve	354	165	83	125	74	MEAT AND EDIBLE MEAT OFFAL
03	Peshk, krustace, mollusqe dhe jovvertebrore të tjere ujore	5,214	5,330	5,919	7,770	7,927	FISH AND CRUSTACEANS, MOLLUSCS AND OTHER AQUATIC INVERTEBRATES
04	Bulmet, vezet e zogjve, mjalti natyral, produktet e ngrëshme me	201	368	426	412	851	DAIRY PRODUCE; BIRDS' EGGS; NATURAL HONEY; EDIBLE PRODUCTS OF BEES
05	Produkte me origjine shtazore të paspecifikuara apo të	288	373	331	224	226	PRODUCTS OF ANIMAL ORIGIN, NOT ELSEWHERE SPECIFIED OR INCLUDED IN OTHER CHAPTERS
06	Peme dhe bime të tjera të gjalla; bulbet, rrenjet dhe të ngjashmet	194	336	355	694	654	LIVE TREES AND OTHER PLANTS; BULBS, ROOTS AND THE LIKE; CUT FLOWERS
07	Zaravatet dhe rrenjet dhe tuberet e ngrëshme	7,434	7,828	8,867	8,840	11,226	EDIBLE VEGETABLES AND CERTAIN ROOTS AND TUBERS
08	Frutat dhe arrat e ngrëshme; lekuret e agrumeve, shalqinjve dhe	2,089	2,619	2,937	3,519	4,540	EDIBLE FRUIT AND NUTS; PEEL OF CITRUS FRUIT OR MELONS
09	Kafe, çaj, mate dhe erza	460	557	736	837	1,102	COFFEE, TEA, MATE AND SPICES
10	Drithrat	9	38	21	6	227	CEREALS
11	Produkte të industrisë së bljes, malti; niseshteja; inulina; gluteni	19	64	132	34	68	PRODUCTS OF THE MILLING INDUSTRY; MALT; STARCHES; INULIN; WHEAT GLUTEN
12	Farera vajore dhe fruta oleogjenozë (vajore); perzierje kokrrash,	4,115	4,523	5,250	5,535	5,752	OIL SEEDS AND OLEAGINOUS FRUITS; MISCELLANEOUS GRAINS, SEEDS AND LEGUMES
13	Llaqet; gomat, rezinat dhe ekstrakte të tjera vegjetale	28	24	33	33	30	LAC; GUMS, RESINS AND OTHER VEGETABLE SAPS AND EXTRACTS
14	Materiale vegjetale që përdoren për thurje, produkte bimore të	13	13	12	23	40	VEGETABLE PLAITING MATERIALS; VEGETABLE PRODUCTS NOT ELSEWHERE SPECIFIED
15	Dhjamra dhe vajra shtazore ose vegjetale dhe produktet e	250	200	298	402	588	ANIMAL OR VEGETABLE FATS AND OILS AND THEIR CLEAVAGE PRODUCTS
16	Pergatitje të mishit, peshkut dhe krustaceve, mollusqeve dhe	6,443	6,828	6,974	8,197	7,977	PREPARATIONS OF MEAT, OF FISH OR OF CRUSTACEANS, MOLLUSCS OR INVERTEBRATES
17	Sheqerinat dhe prodhimet prej sheqeri	41	130	177	126	244	SUGARS AND SUGAR CONFECTIONERY
18	Kacao dhe pergatitjet prej saj	81	183	118	103	124	COCOA AND COCOA PREPARATIONS
19	Pergatitje prej drithrave, miellit, niseshtese ose qumeshtit;	1,009	1,141	1,206	1,503	2,109	PREPARATIONS OF CEREALS, FLOUR, STARCH OR MILK; PASTRYCOOKS' PREPARATIONS
20	Pergatitje prej zaravatash, frutash, arrash dhe pjeseve të tjera të	1,965	2,314	2,969	3,459	3,561	PREPARATIONS OF VEGETABLES, FRUIT, NUTS OR OTHER PARTS OF PLANTS
21	Pergatitje të ndryshme të ngrëshme	184	255	273	363	505	MISCELLANEOUS EDIBLE PREPARATIONS
22	Pijet, alkooolet dhe uthullat	1,365	1,355	1,449	1,909	2,668	BEVERAGES, SPIRITS AND VINEGAR
23	Mbetjet dhe hedhurinat nga industria ushqimore; ushqim i	13	42	59	149	303	RESIDUES AND WASTE FROM THE FOOD INDUSTRIES; PREPARED ANIMAL FEEDING STUFF
24	Duhani dhe zevendesues të fabrikuar të duhanit	438	502	321	227	877	TOBACCO AND MANUFACTURED TOBACCO SUBSTITUTES
25	Kripe; sulfur; dhe gure; gelqere dhe cimento	7,386	7,951	8,615	9,223	8,268	SALT; SULPHUR; EARTHS AND STONE; PLASTERING MATERIALS, LIMES AND CEMENTS
26	Minerale, skorje dhe hi	7,639	8,841	8,163	9,712	16,344	ORES, SLAG AND ASH
27	Lende të djegshme minerale, vajra minerale dhe produkte të	41,409	33,555	22,905	50,510	82,735	MINERAL FUELS, MINERAL OILS AND PRODUCTS OF THEIR DISTILLATION
28	Kimikate inorganike; komponime organike ose inorganike të	403	269	372	384	1,160	INORGANIC CHEMICALS; ORGANIC OR INORGANIC COMPOUNDS OF OTHER ELEMENTS
29	Kimikate organike	22	14	40	125	38	ORGANIC CHEMICALS
30	Produkte farmaceutike	370	428	383	440	472	PHARMACEUTICAL PRODUCTS
31	Pleheruesit	8	53	71	437	2,082	FERTILISERS
32	Ekstraktet ngjyrosese dhe tanike; taninet dhe derivatet e tyre;	883	1,178	1,275	1,679	1,962	TANNING OR DYEING EXTRACTS; TANNINS AND THEIR DERIVATIVES; DYES
33	Esenat vajore dhe rezinoidet; pergatitjet e parfumerise,	825	976	890	1,485	1,543	ESSENTIAL OILS AND RESINOIDS; PERFUMERY, COSMETIC OR TOILET PREPARATIONS
34	Sapunet, agjentet me veprim të siperfaqshem, preparatet larese,	128	402	369	225	228	SOAP, ORGANIC SURFACE-ACTIVE AGENTS, WASHING PREPARATIONS
35	Substanca albuminoze; amidon të modifikuar; ngjites; enzimat	13	27	18	38	54	ALBUMINOID SUBSTANCES; MODIFIED STARCHES; GLUES; ENZYMES
36	Eksplozivet; prodhimet piroteknike, shkrepset, lidhjet piroforike,	332	317	130	260	406	EXPLOSIVES; PYROTECHNIC PRODUCTS; MATCHES; PYROPHORIC ALLOYS
37	Produktet fotografike ose kinematografike	2	19	1	1	3	PHOTOGRAPHIC OR CINEMATOGRAPHIC GOODS
38	Produkte të ndryshme kimike	2,067	682	694	736	844	MISCELLANEOUS CHEMICAL PRODUCTS
39	Plastikat dhe prodhimet prej plastike	5,667	2,397	2,152	3,705	5,235	PLASTICS AND ARTICLES THEREOF
40	Goma dhe artikuj prej saj	561	896	1,012	1,187	1,467	RUBBER AND ARTICLES THEREOF
41	Lekure të perpunuara ose jo (ndryshe nga ato të pelicerise,	1,941	1,452	989	1,174	1,773	RAW HIDES AND SKINS (OTHER THAN FURSKINS) AND LEATHER
42	Artikuj prej lekure; objekte të shalimit dhe të kalerimit; mallra	779	963	810	1,002	1,115	ARTICLES OF LEATHER; SADDLERY AND HARNESS; TRAVEL GOODS, HATS AND TRUNKS
43	Gezofet dhe gezofet artificiale; artikuj prej tyre	8	30	3	2	1	FURSKINS AND ARTIFICIAL FUR; MANUFACTURES THEREOF
44	Druri dhe artikuj prej druri; qymyr druri	2,911	3,086	3,166	3,761	4,854	WOOD AND ARTICLES OF WOOD; WOOD CHARCOAL
45	Tapa dhe artikujt prej tape	1	0	0	0	0	CORK AND ARTICLES OF CORK
46	Punimet e kashtes, kallamave, xunkthit	9	12	23	48	67	MANUFACTURES OF STRAW, OF ESPARTO OR OF OTHER PLAITING MATERIALS
47	Pulp druri dhe lende të tjera celulozike fibroze; mbetje ose kthime	177	118	90	153	206	PULP OF WOOD OR OF OTHER FIBROUS CELLULOSIC MATERIAL; RECOVERED PULP
48	Leter dhe karton; artikuj prej pulpit të letres, letres ose kartonit	5,821	6,108	5,170	5,917	8,627	PAPER AND PAPERBOARD; ARTICLES OF PAPER PULP, OF PAPER OR OF PAPERBOARD
49	Librat, gazetat, revistat, pikturat dhe produkte të tjera të	149	211	161	234	462	PRINTED BOOKS, NEWSPAPERS, PICTURES AND OTHER PRODUCTS OF THE PRINTING INDUSTRY
50	Mendafshi	0	1	1	0	1	SILK
51	Leshi, qimet e kafsheve, qofte të buta apo të ashpra, qime kali	14	7	9	10	2	WOOL, FINE OR COARSE ANIMAL HAIR; HORSEHAIR YARN AND WOVEN FABRICS
52	Pambuku	90	72	73	76	88	COTTON
53	Fibra të tjera tekstile vegjetale; fill prej letre dhe pelhura të	2	22	1	13	6	OTHER VEGETABLE TEXTILE FIBRES; PAPER YARN AND WOVEN FABRICS
54	Filamentet artificiale	44	53	44	29	28	MAN-MADE FILAMENTS; STRIP AND THE LIKE OF MAN-MADE TEXTILE FIBRES
55	Fibrat themelore të bera nga njerezit	55	14	63	27	18	MAN-MADE STAPLE FIBRES
56	Mbushjet, shajaku dhe pelhura të paendura; fije speciale,	82	133	240	343	371	WADDING, FELT AND NONWOVENS; SPECIAL YARNS; TWINE, CORDAGE AND NETS
57	Qilimat dhe mbulesit e tjere tekstile të dyshemese	3	60	1	2	2	CARPETS AND OTHER TEXTILE FLOOR COVERINGS
58	Pelhurat speciale të endura, pelhurat tekstile me xhufka;	41	37	18	52	29	SPECIAL WOVEN FABRICS; TUFTED TEXTILE FABRICS; LACE; TAPESTRY
59	Pelhurat tekstile të ngopura, të veshura, të mbuluara apo	166	192	199	107	56	IMPREGNATED, COATED, COVERED OR LAMINATED TEXTILE FABRICS; KNITTED OR CROCHETED FABRICS
60	Pelhura të endura me një apo shumë fije	100	113	85	110	102	KNITTED OR CROCHETED FABRICS
61	Artikuj të veshjes dhe plotësues të tyre, të thurura	25,480	25,736	22,704	27,061	30,676	ARTICLES OF APPAREL AND CLOTHING ACCESSORIES, KNITTED OR CROCHETED
62	Artikuj të veshjes dhe plotësues të tyre, të endura	34,171	32,167	29,171	29,996	34,024	ARTICLES OF APPAREL AND CLOTHING ACCESSORIES, NOT KNITTED OR CROCHETED
63	Artikuj të tjere tekstile të gatshem; grupet e artikujve tekstile;	2,303	2,600	3,995	3,275	4,351	OTHER MADE-UP TEXTILE ARTICLES; SETS; WORN CLOTHING AND WORN ACCESSORIES
64	Veshjet e kembeve, gjynjaket dhe të ngjashme me to, pjeset e	59,950	56,305	45,013	50,444	64,494	FOOTWEAR, GAITERS AND THE LIKE; PARTS OF SUCH ARTICLES
65	Veshje të kokës dhe pjesë të tyre	749	702	628	822	947	HEADWEAR AND PARTS THEREOF
66	Cadrat, cadrat e diellit, bastunet, kamzhiqet, dhe pjeset e tyre	7	10	6	16	15	UMBRELLAS, SUN UMBRELLAS, WALKING STICKS, SEAT-STICKS, WHIPS AND CANNES
67	Pendet dhe puplat e pergatitura dhe artikujt prej tyre; lulet	1	0	0	1	5	PREPARED FEATHERS AND DOWN AND ARTICLES MADE OF FEATHERS
68	Artikujt prej guri, alcie, cimentoje, asbesti, mike dhe materiale të	618	636	543	847	1,125	ARTICLES OF STONE, PLASTER, CEMENT, ASBESTOS, MICA OR SIMILAR MATERIALS
69	Produkte qeramike	1,195	1,217	1,251	1,549	2,014	CERAMIC PRODUCTS
70	Qelqi dhe qelqerinat	309	465	465	695	917	GLASS AND GLASSWARE
71	Perlat natyrale dhe të kultivuara, gure të cmuar dhe gjysem të	930	1,114	1,410	1,657	1,536	NATURAL OR CULTURED PEARLS, PRECIOUS OR SEMI-PRECIOUS STONES
72	Hekuri dhe celiku	32,298	25,394	21,139	48,270	62,428	IRON AND STEEL
73	Artikuj prej hekurit dhe celikut	3,180	4,010	4,763	6,655	10,265	ARTICLES OF IRON OR STEEL
74	Bakri dhe artikujt prej tij	1,775	1,749	1,809	2,984	3,123	COPPER AND ARTICLES THEREOF
75	Nikeli dhe artikujt prej tij	0	0	2	0	0	NICKEL AND ARTICLES THEREOF
76	Alumini dhe artikujt prej tij	7,757	6,513	6,521	12,145	17,459	ALUMINIUM AND ARTICLES THEREOF
78	Plumbi dhe artikujt prej tij	450	550	511	899	1,058	LEAD AND ARTICLES THEREOF
79	Zinku dhe artikujt prej tij	48	48	47	59	183	ZINC AND ARTICLES THEREOF
80	Kallaji dhe artikujt prej tij	0	0	0	0	0	TIN AND ARTICLES THEREOF
81	Metale të tjere baze; metaloqeramikat (lidhjet e forta); artikuj	0	0	1	5	18	OTHER BASE METALS; CERMETS; ARTICLES THEREOF
82	Instrumentet prerese dhe veglat e punes, thikat, luget, pirunjtë	156	173	168	81	98	TOOLS, IMPLEMENTS, CUTLERY, SPOONS AND FORKS, OF BASE METALS
83	Artikuj të ndryshem me metale bze	5,255	4,620	4,431	5,897	6,675	MISCELLANEOUS ARTICLES OF BASE METAL
84	Reaktoret berthamore, ngrohës të ujit, makineri dhe pajisje	4,606	5,990	4,559	3,898	5,668	NUCLEAR REACTORS, BOILERS, MACHINERY AND MECHANICAL APPLIANCES
85	Makina elektrike, pajisje makinash elektrike dhe pjesët e tyre;	11,150	12,083	14,207	21,290	28,025	ELECTRICAL MACHINERY AND EQUIPMENT AND PARTS THEREOF; SOUND RECORDING EQUIPMENT
86	Lokomotivat, vagonet hekurudhore; materiale për hekurudhat,	156	113	93	26	7	RAILWAY OR TRAMWAY LOCOMOTIVES, ROLLING STOCK AND PARTS THEREOF
87	Mjete transporti të ndryshme nga ato hekurudhore dhe pjesë e	1,887	2,676	3,357	3,429	5,069	VEHICLES OTHER THAN RAILWAY OR TRAMWAY ROLLING STOCK, AND TRAILERS
88	Aeroplanet, anijet kozmike, dhe pjesët e tyre	7	36	126	177	584	AIRCRAFT, SPACECRAFT, AND PARTS THEREOF
89	Anijet, barkat dhe struktura lundrimi	147	15	7	134	348	SHIPS, BOATS AND FLOATING STRUCTURES
90	Instrumenta dhe aparate optike, fotografike, kinematografike,	993	837	702	708	953	OPTICAL, PHOTOGRAPHIC, CINEMATOGRAPHIC, MEASURING, CHECKING AND TESTING INSTRUMENTS
91	Oret e të gjitha llojeve dhe pjesët e tyre	6	5	2	4	25	CLOCKS AND WATCHES AND PARTS THEREOF
92	Instrumentet muzikore; pjesë dhe aksesore për këta artikuj	1	0	0	0	1	MUSICAL INSTRUMENTS; PARTS AND ACCESSORIES OF SUCH ARTICLES
93	Armet dhe municionet; pjesë dhe aksesore të tyre	103	82	68	85	60	ARMS AND AMMUNITION; PARTS AND ACCESSORIES THEREOF
94	Orendi; orendi mjekësor ose kirurgjikale; shtreter, dysheket,	4,328	4,911	4,589	6,227	7,627	FURNITURE; BEDDING, MATTRESSES, MATTRESS SUPPORTS, CUSHIONS AND PILLOWS
95	Lodrat, pajisjet për lojra dhe sport; pjesë dhe aksesore të tyre	783	681	605	638	751	TOYS, GAMES AND SPORTS REQUISITES; PARTS AND ACCESSORIES THEREOF
96	Artikuj të ndryshem të prodhuar	897	1,259	1,147	1,138	1,470	MISCELLANEOUS MANUFACTURED ARTICLES
97	Veprat e artit, pjesë koleksionesh dhe antikant	74	6	3	4	3	WORKS OF ART, COLLECTORS' PIECES AND ANTIQUES
99	Dispozita për klasifikime të vecanta	89	78	57	102	102	PROVISIONS FOR SPECIAL CLASSIFICATIONS
	Totali	309,100	298,765	271,303	368,978	484,511	

Tabela 21 Volumi i Eksporteve sipas kapitujve te H

Table 21 Volume of Exports by H S Chapters

Kapituj	Pershkrimi	2018	2019	2020	2021	2022	Description
01	Kafshe te gjalla	68	65	51	57	28	LIVE ANIMALS
02	Mish dhe te brendshme te ngrenshme te kafsheve	568	599	57	73	52	MEAT AND EDIBLE MEAT OFFAL
03	Peshk, krustace, mollusqe dhe jovertebore te tjere ujore	7,766	7,392	8,227	10,207	9,600	FISH AND CRUSTACEANS, MOLLUSCS AND OTHER AQUATIC INVERTEBRATES
04	Bulmet, vezet e zogjve, mjalit natyral, produktet e ngrenshme me origjine shtazore te paspecifikuara	1,548	4,347	4,606	4,595	8,141	DAIRY PRODUCE; BIRDS' EGGS; NATURAL HONEY; EDIBLE PRODUCTS OF ANIMAL ORIGIN, NOT ELSEWHERE SPECIFIED OR INCLUDED
05	Produkte me origjine shtazore te paspecifikuara apo te paperfishira ndokund tjetër	1,212	1,514	1,155	995	1,069	PRODUCTS OF ANIMAL ORIGIN, NOT ELSEWHERE SPECIFIED OR INCLUDED
06	Peme dhe bime te tjera te gjalla; bulbet, rrenjet dhe te ngjashmet me to; lulet e keputura dhe	4,481	7,549	7,589	13,539	12,421	LIVE TREES AND OTHER PLANTS; BULBS, ROOTS AND THE LIKE; CUT FLOWERS AND ORNAMENTAL FOLIAGE
07	Zaravatet dhe rrenjet dhe tuberet e ngrenshme	123,381	137,746	144,047	138,674	144,178	EDIBLE VEGETABLES AND CERTAIN ROOTS AND TUBERS
08	Frutat dhe arrat e ngrenshme; lekuret e agrumeve, shalqinjve dhe pjeprave	48,268	66,157	74,988	81,220	98,844	EDIBLE FRUIT AND NUTS; PEEL OF CITRUS FRUIT OR MELONS
09	Kafe, caj, mate dhe erza	1,168	1,228	1,592	1,734	1,770	COFFEE, TEA, MATE AND SPICES
10	Dritirat	142	807	498	105	3,538	CEREALS
11	Produkte te industrise se blojes, malti; niseshteja; inulina; gluteni i grurit	503	1,636	2,874	616	934	PRODUCTS OF THE MILLING INDUSTRY; MALT; STARCHES; INULIN; WHEAT GLUTEN
12	Farera vajore dhe fruta oleogenoze (vajore); perzierje kokrrash, farerash dhe frutash; kashta dhe tagjia	13,551	13,022	14,502	15,251	13,953	OIL SEEDS AND OLEAGINOUS FRUITS; MISCELLANEOUS GRAINS, SEEDS AND FRUIT; INDUSTRIAL OR MEDICINAL PLANTS;
13	Llaqet; gomat, rezinat dhe ekstrakte te tjera vegjetale	16	5	15	6	5	LAC, GUMS, RESINS AND OTHER VEGETABLE SAPS AND EXTRACTS
14	Materialet vegjetale qe perdoen per thurje, produkte bimore te perfishira apo specifikuara ndokund	646	580	462	831	1,104	VEGETABLE PLAITING MATERIALS; VEGETABLE PRODUCTS NOT ELSEWHERE SPECIFIED OR INCLUDED
15	Dhjamta dhe vajra shtazore ose vegjetale dhe produktet e ndarjes se tyre; dhjamta te ngrenshme te	1,787	1,442	2,441	2,887	2,802	ANIMAL OR VEGETABLE FATS AND OILS AND THEIR CLEAVAGE PRODUCTS; PREPARED EDIBLE FATS; ANIMAL OR VEGETABLE
16	Pergatitje te mishit, peshkut dhe krustaceve, mollusqeve dhe joverteboreve te tjere ujore	7,315	7,820	8,125	9,625	9,255	PREPARATIONS OF MEAT, OF FISH OR OF CRUSTACEANS, MOLLUSCS OR OTHER AQUATIC INVERTEBRATES
17	Sheqerat dhe prodhimet prej sheqeri	496	2,065	2,978	1,384	2,207	SUGARS AND SUGAR CONFECTIONERY
18	Kakao dhe pergatitjet prej saj	261	372	223	260	296	COCOA AND COCOA PREPARATIONS
19	Pergatitje prej drithrave, miellit, niseshtese ose qumeshtit; produktet e brumtarise	4,577	5,209	5,429	6,491	7,382	PREPARATIONS OF CEREALS, FLOUR, STARCH OR MILK; PASTRYCOOKS' PRODUCTS
20	Pergatitje prej zaravatesh, frutash, arrash dhe pjeseve te tjera te ngrenshme te bimeve	8,601	9,249	11,622	14,355	14,452	PREPARATIONS OF VEGETABLES, FRUIT, NUTS OR OTHER PARTS OF PLANTS
21	Pergatitje te ndryshme te ngrenshme	239	337	349	627	1,813	MISCELLANEOUS EDIBLE PREPARATIONS
22	Pijet, alkoohet dhe uthullat	22,308	29,177	31,034	41,716	48,260	BEVERAGES, SPIRITS AND VINEGAR
23	Mbetjet dhe hedhurinat nga industria ushqimore; ushqim i pergatitur per kafshet	355	998	1,265	2,454	6,448	RESIDUES AND WASTE FROM THE FOOD INDUSTRIES; PREPARED ANIMAL FODDER
24	Duhani dhe zovesendes te fabrikuar te duhanit	996	1,210	615	375	1,298	TOBACCO AND MANUFACTURED TOBACCO SUBSTITUTES
25	Kripe; sulfur; dhe dhe gure; gelqere dhe cimento	1,274,208	1,282,559	1,273,776	1,290,427	838,142	SALT; SULPHUR; EARTHS AND STONE; PLASTERING MATERIALS, LIME AND CEMENT
26	Minerale, skorje dhe hi	704,151	843,596	788,070	815,488	632,694	ORES, SLAG AND ASH
27	Lende te djegshme minerale, vajra minerale dhe produkte te distilimit te tyre; substance bituminoze;	752,534	836,885	736,895	757,011	940,126	MINERAL FUELS, MINERAL OILS AND PRODUCTS OF THEIR DISTILLATION; BITUMINOUS SUBSTANCES; MINERAL WAXES
28	Kimikate inorganike; komponime organike ose inorganike te metaleve te cmuar, te elementeve	26,572	9,517	35,480	15,555	21,239	INORGANIC CHEMICALS; ORGANIC OR INORGANIC COMPOUNDS OF PRECIOUS METALS, OF RARE-EARTH METALS, OF RA
29	Kimikate organike	32	40	89	742	719	ORGANIC CHEMICALS
30	Produkte farmaceutike	119	166	133	170	164	PHARMACEUTICAL PRODUCTS
31	Plehucesit	87	1,623	1,995	8,937	25,827	FERTILISERS
32	Ekstrakte ngjyrosese dhe tanike; taninet dhe derivatet e tyre; ngjyrosesit, pigmentet dhe lendet e	37,450	48,753	54,718	72,147	76,158	TANNING OR DYEING EXTRACTS; TANNINS AND THEIR DERIVATIVES; DYES, PIGMENTS AND OTHER COLOURING MATTE
33	Esenca vajore dhe rezinoidet; pergatitjet e parfumerise, kozmetiket ose te tualetit	165	341	376	449	482	ESSENTIAL OILS AND RESINOIDS; PERFUMERY, COSMETIC OR TOILET PREPARATIONS
34	Sapunet, agjentet me vepim te siperfaqshem, preparatet larese, preparatet lubrifikuese, dyllat	1,028	2,459	1,854	1,401	1,191	SOAP, ORGANIC SURFACE-ACTIVE AGENTS, WASHING PREPARATIONS, LUBRICATING PREPARATIONS, ARTIFICIAL WAXES
35	Substancia albuminoze; amidon te modifikuar; ngjites; enzimat	108	62	66	258	1,395	ALBUMINOIDAL SUBSTANCES; MODIFIED STARCHES; GLUES; ENZYMES
36	Eksplozivet; prodhimet piroteknike, shkrepset, lidhjet piroteknike, substancat e ndezeshme	3,310	2,744	1,165	1,056	1,124	EXPLOSIVES; PYROTECHNIC PRODUCTS; MATCHES; PYROPHORIC ALLOYS; CERTAIN COMBUSTIBLE PREPARATIONS
37	Produktet fotografike ose kinematografike	2	2	1	4	5	PHOTOGRAPHIC OR CINEMATOGRAPHIC GOODS
38	Produkte te ndryshme kimike	41,630	52,068	59,191	54,690	54,737	MISCELLANEOUS CHEMICAL PRODUCTS
39	Plastikat dhe prodhimet prej plastike	10,564	11,762	9,412	13,116	16,006	PLASTICS AND ARTICLES THEREOF
40	Goma dhe artikuj prej saj	1,250	1,620	1,728	2,014	2,120	RUBBER AND ARTICLES THEREOF
41	Lekure te perpunuara ose jo (ndryshe nga ato te pelicerise, gezofet)	4,077	3,680	3,359	4,334	4,547	RAW HIDES AND SKINS (OTHER THAN FURSKINS) AND LEATHER
42	Artikuj prej lekure; objektet te shalimit dhe te kalerimit; mallra udhetimit, canta, canta dore dhe mbajtjet	158	188	133	210	219	ARTICLES OF LEATHER; SADDLERY AND HARNESS; TRAVEL GOODS, HANDBAGS AND SIMILAR CONTAINERS; ARTICLES OF
43	Gezofet dhe gezofet artificiale; artikuj prej tyre	5	6	2	2	1	FURSKINS AND ARTIFICIAL FUR; MANUFACTURES THEREOF
44	Druri dhe artikuj prej druri; qymyr druri	83,312	79,953	73,964	80,784	74,776	WOOD AND ARTICLES OF WOOD; WOOD CHARCOAL
45	Tapa dhe artikuj prej tape	0	0	0	0	0	COFFERS AND ARTICLES OF CORK
46	Punimet e kashtes, kallamave, nunxhit	307	361	599	993	1,014	MANUFACTURES OF STRAW, OF ESPARTO OR OF OTHER PLAITING MATERIALS; BASKETWARE AND WICKERWORK
47	Pulp druri dhe lendet e tjera celulozike fibroze; mbetje ose kthime letre ose kartoni	11,889	9,273	7,906	9,059	9,549	PULP OF WOOD OR OF OTHER FIBROUS CELLULOSIC MATERIAL; RECOVERED (WASTE AND SCRAP) PAPER OR PAPERBOA
48	Leter dhe karton; artikuj prej pulpit te letres, letres ose kartonit	20,395	22,014	19,788	24,516	27,751	PAPER AND PAPERBOARD; ARTICLES OF PAPER PULP, OF PAPER OR OF PAPERBOARD
49	Librat, gazetat, revistat, pikturat dhe produkte te tjera te industrise se shtypit; doreshkrimet,	154	270	206	377	523	PRINTED BOOKS, NEWSPAPERS, PICTURES AND OTHER PRODUCTS OF THE PRINTING INDUSTRY; MANUSCRIPTS, TYPESC
50	Mendafshi	0	0	0	0	0	SILK
51	Leshi, qimet e kafsheve, qofte te butra apo te ashpura, qime kali dhe pelhura prej tyre	143	88	15	306	1	WOOL, FINE OR COARSE ANIMAL HAIR; HORSEHAIR YARN AND WOVEN FABRIC
52	Pambuku	44	68	47	52	53	COTTON
53	Fibra te tjera tekstile vegjetale; fill prej letre dhe pelhura te endura me fill prej letre	0	12	0	3	4	OTHER VEGETABLE TEXTILE FIBRES; PAPER YARN AND WOVEN FABRICS OF PAPER YARN
54	Filamentet artificiale	12	81	89	61	23	MAN-MADE FILAMENTS; STRIP AND THE LIKE OF MAN-MADE TEXTILE MATERIALS
55	Fibrat themelore te bera nga njerzitet	58	31	31	11	42	MAN-MADE STAPLE FIBRES
56	Mbushjet, shajaku dhe pelhura te paendura; fije speciale, spangot, kordonet, litaret, kavot dhe artikuj	353	781	1,099	1,262	1,288	WADDING, FELT AND NONWOVENS; SPECIAL YARNS; TWINE, CORDAGE, ROPES AND CABLES AND ARTICLES THEREOF
57	Qilimat dhe mbulesit e tjere tekstile te dyshemes	4	22	1	7	2	CARPETS AND OTHER TEXTILE FLOOR COVERINGS
58	Pelhurat speciale te endura, pelhurat tekstile me xhufka; tantellat; tapicerite, zburkumit; qendismat	18	12	7	44	20	SPECIAL WOVEN FABRICS; TUFTED TEXTILE FABRICS; LACE; TAPESTRIES; TRIMMINGS; EMBROIDRY
59	Pelhurat tekstile te ngopura, te veshura, te mbuluar apo laminuara; artikuj te tjere tekstile te	238	332	312	429	64	IMPREGNATED; COATED; COVERED OR LAMINATED TEXTILE FABRICS; TEXTILE ARTICLES OF A KIND SUITABLE FOR INDU
60	Pelhura te endura me nje apo shume fije	98	80	56	93	99	KNITTED OR CROCHETED FABRICS
61	Artikuj te veshjes dhe plotesues te tyre, te thurura	14,687	14,239	12,233	14,782	14,424	ARTICLES OF APPAREL AND CLOTHING ACCESSORIES, KNITTED OR CROCHETED
62	Artikuj te veshjes dhe plotesues te tyre, te endura	12,631	11,512	10,238	10,989	11,155	ARTICLES OF APPAREL AND CLOTHING ACCESSORIES, NOT KNITTED OR CROCHETED
63	Artikuj te tjere tekstile te gatshem; grupet e artikujve tekstile; veshjet e perdorura dhe artikuj tekstile	3,943	3,468	3,949	4,239	4,612	OTHER MADE-UP TEXTILE ARTICLES; SETS; WORN CLOTHING AND WORN TEXTILE ARTICLES; RAGS
64	Veshjet e kembereve, gjynjaket dhe te ngjashme me to, pjeset e tyre	30,573	29,131	23,220	25,989	29,454	FOOTWEAR, GAITERS AND THE LIKE; PARTS OF SUCH ARTICLES
65	Veshje te kokes dhe pjeset e tyre	204	198	181	228	245	HEADGEAR AND PARTS THEREOF
66	Cadrat, cadrat e diellit, bastunet, kamzhaqet, dhe pjeset e tyre	14	29	10	37	39	UMBRELLAS, SUN UMBRELLAS, WALKING STICKS, SEAT-STICKS, WHIPS, RIDING-CROPS AND PARTS THEREOF
67	Pendet dhe puplat e pergatitura dhe artikuj prej tyre; lulet artificiale; artikuj prej flokeve te njerzete	0	0	0	1	3	PREPARED FEATHERS AND DOWN AND ARTICLES MADE OF FEATHERS OR OF DOWN; ARTIFICIAL FLOWERS; ARTICLES OF
68	Artikujt prej guri, alicie, cimentoje, asbesti, mike dhe materiale te ngjashme	25,709	22,007	21,158	31,477	35,537	ARTICLES OF STONE, PLASTER, CEMENT, ASBESTOS, MICA OR SIMILAR MATERIALS
69	Produkte qeramike	166,688	178,954	167,697	122,505	77,999	CERAMIC PRODUCTS
70	Qelqi dhe qelqurinat	2,911	4,389	4,750	6,339	5,925	GLASS AND GLASSWARE
71	Perlat natyrale dhe te kultivuara, gure te cmuar dhe gjysem te cmuar, metale te cmuar, metale te	173	241	148	181	182	NATURAL OR CULTURED PEARLS, PRECIOUS OR SEMI-PRECIOUS STONES, PRECIOUS METALS, METALS CLAD WITH PRECI
72	Hekuri dhe celiku	357,278	350,658	339,514	478,580	449,862	IRON AND STEEL
73	Artikuj prej hekurit dhe celikut	15,980	23,441	26,989	30,064	38,456	ARTICLES OF IRON OR STEEL
74	Bakri dhe artikujt prej tij	3,075	3,248	3,509	4,123	3,898	COPPER AND ARTICLES THEREOF
75	Nikeli dhe artikujt prej tij	0	0	5	0	0	NICKEL AND ARTICLES THEREOF
76	Alumini dhe artikujt prej tij	25,166	23,772	25,912	35,996	37,555	ALUMINIUM AND ARTICLES THEREOF
77	Plumbi dhe artikujt prej tij	1,865	2,478	2,665	3,928	3,859	LEAD AND ARTICLES THEREOF
78	Zinku dhe artikujt prej tij	221	278	357	317	867	ZINC AND ARTICLES THEREOF
79	Kallaji dhe artikujt prej tij	0	0	1	8	0	TIN AND ARTICLES THEREOF
80	Metale te tjere baze; metaloqeramikat (lidhjet e forta); artikuj prej tyre	4	59	1	8	250	OTHER BASE METALS; CERAMETS; ARTICLES THEREOF
81	Instrumentet perrese dhe veglat e punes, thikat, luget, pirunjtet dhe takemet te tjera te ngrenes prej	0	0	80	97	33	TOOLS, IMPLEMENTS, CUTLERY, SPOONS AND FORKS, OF BASE METAL; PARTS THEREOF OF BASE METAL
82	Artikuj te ndryshem me metale baze	7,129	6,400	5,851	7,939	7,704	MISCELLANEOUS ARTICLES OF BASE METAL
83	Reaktorët berthamore, ngroheshat e ujit, makineri dhe pajisje makinash; pjeset e tyre	6,530	9,891	7,754	6,689	8,779	NUCLEAR REACTORS, BOILERS, MACHINERY AND MECHANICAL APPLIANCES; PARTS THEREOF
84	Makina elektrike, pajisje makinash elektrike dhe pjeset e tyre; regjistruetit dhe riprodhuesit e zerit,	13,839	14,113	14,727	20,535	22,233	ELECTRICAL MACHINERY AND EQUIPMENT AND PARTS THEREOF; SOUND RECORDERS AND REPRODUCERS, TELEVISION
85	Lokomotivat, vagonet hekurudhore; materiale per hekurudhat, dhe pjeset e tyre; pajisjet mekanike,	236	175	78	30	45	RAILWAY OR TRAMWAY LOCOMOTIVES, ROLLING STOCK AND PARTS THEREOF; RAILWAY OR TRAMWAY TRACK FIXTURE
86	Mjete transporti te ndryshme nga ato hekurudhore dhe pjeset e aksesore te tyre	3,631	4,906	5,396	6,442	7,381	VEHICLES OTHER THAN RAILWAY OR TRAMWAY ROLLING STOCK, AND PARTS AND ACCESSORIES THEREOF
87	Aeroplanet, anijet kozmike, dhe pjeset e tyre	3	5	34	32	63	AIRCRAFT, SPACECRAFT, AND PARTS THEREOF
88	Anijet, barkat dhe struktura lundrimi	1,401	27	15	181	384	SHIPS, BOATS AND FLOATING STRUCTURES
89	Instrumenta dhe aparature optike, fotografike, kinematografike, te matjes, kontrollit, precize,	559	551	563	608	626	OPTICAL, PHOTOGRAPHIC, CINEMATOGRAPHIC, MEASURING, CHECKING, PRECISION, MEDICAL OR SURGICAL INSTRUM
90	Oret e te gjitha llojeve dhe pjeset e tyre	1	3	0	0	0	CLOCKS AND WATCHES AND PARTS THEREOF
91	Instrumentet muzikore; pjeset dhe aksesoret per keta artikuj	431	7	0	1	0	MUSICAL INSTRUMENTS; PARTS AND ACCESSORIES OF SUCH ARTICLES
92	Armet dhe municionet; pjeset dhe aksesoret te tyre	1	3	176	97	48	ARMS AND AMMUNITION; PARTS AND ACCESSORIES THEREOF
93	Orendi; orendi mjekesore ose kirurgjikale; shtreret, dyshekjet, jasteket dhe orendi te ngjashme te fryra;	16,176	17,572	16,715	20,952	20,482	FURNITURE; BEDDING, MATTRESSES, MATTRESS SUPPORTS, CUSHIONS AND SIMILAR STUFFED FURNISHINGS; LAMPS AN
94	Lodrat, pajisjet per lojra dhe sport; pjeset dhe aksesoret te tyre	1,576	1,269	1,152	1,278	1,181	TOYS, GAMES AND SPORTS REQUISITES, PARTS AND ACCESSORIES THEREOF
95	Artikuj te ndryshem te prodhuar	3,516	4,420	4,346	4,215	4,946	MISCELLANEOUS MANUFACTURED ARTICLES
96	Veptrat e artit, pjeset koleksionesh dhe antikant	4	2	1	1	2	WORKS OF ART, COLLECTORS' PIECES AND ANTIQUES
97	Dispozita per klasifikime te vecanta	307	383	357	716	1,174	PROVISIONS FOR SPECIAL CLASSIFICATIONS
Totali		3,941,053	4,239,467	4,097,090	4,343,278	3,910,711	

Tabela Nr 22 Përshkrimet e seksioneve të S H
Table No 22 Descriptions of H S Sections

Sections	Description	Chapters
I	Kafshet e gjalla produktet me origjine prej kafsheve	1-5.
II	Produktet vegjetale	6-14.
III	Vajra dhe dhjamra kafshore apo vegjetale etj	15
IV	Ushqime te pergatitura , pijet , uthullat,duhanet etj	16-24.
V	Produktet minerale	25-27.
VI	Produktet e industrise kimike dhe te industrise te lidhjeve	28-38.
VII	Plastikat dhe artikujt prej tyre gomat dhe artikujt prej saj	39-40.
VIII	Lekurat ,gezofet mallrat e udhetimit,cantat etj	41-43.
IX	Druri dhe artikujt prej tij qymyri, prodhimet e kashtes xunkth etj	44-46.
X	Brumi i drurit letra kartoni etj	47-49.
XI	Tekstilet dhe artikujt prej tyre	50-63.
XII	Veshjet e kembeve,kokes,cadrat,bastunet puplat,lulet artificialeetj	64-67.
XIII	Artikuj guri ,allcie.cimentoje,asbesti,qelqi,prodhimet e tij	68-70.
XIV	Perlat natyrale apo te kultivuara , guret e cmuar , gjysem te cmuar ,metalet e cmuar ,monedha etj	71
XV	Metalet baze dhe artikujt prej metaleve baze	72-83.
XVI	Makineri dhe pajisje mekanike,elektrike,regjistruesit dhe riprodhuesit e tingujve ,imazhit televiziv etj	84-85.
XVII	Mjetet e transportit,avionet,anijet, pajisjet e tyre	86-89.
XVIII	Instrumentat dhe aparatet optike,fotografike, kinematografike,mjekesore, instrumentat muzikore etj	90-92.
XIX	Armet dhe municionet ,pjeset dhe plotesuesit etj	93
XX	Artikujt e ndryshem te prodhuar	94-96.
XXI	Veprat e artit ,koleksionet ,antikat	97-98.

Tabela 23 Importi Total sipas Procedurave

Table 23 Total Import by Procedure

Procedures	Description	2021		2022		Description
		Volume/Ton	Value/mln lek	Volume/Ton	Value/mln lek	
4000	Import per konsum direkt pa procedure te meparshme	3,924,646	551,699	3,668,213	640,770	definitive import without previous procedure
4042	Vendosje ne arkullim te lire pas perjashtimit nga detyrimet dogaoere	207	52	48	24	Placement in free circulation after exemption from customs duty
4051	Import per konsum pas RPA me pezullim	118,475	5,190	73,156	3,368	import after inward processing with suspension
4053	Import per konsum pas RLP me perjashtim te plote	3,408	963	9,099	2,965	import after temporary importation with total exemption
4055	Import per konsum pas RLP me perjashtim te pjesshem	186	266	132	175	import after temporary importation with partial exemption
4056	Import per konsum pas ekspozitive ose panairove	2	3	1	1	import after exhibitions or fairs
4071	Import per konsum pas magazinimit doganor	316,286	43,467	299,888	55,107	import after customs warehousing regime
4078	Import per konsum pas vendosjes ne zone ose magazine te lire	218,635	15,105	217,240	24,620	import after free warehousing or free zones
4091	Import per konsum pas perpunimit nen kontrollin doganor	25	1			import for consumption after processing under customs control
4200	Import per konsum i mallrave te perjashtuara pa procedure te meparshme	16,333	13,795	29,212	11,732	import of exempted goods without previous procedure
4253	Import per konsum me perjashtim nga taksat per RLP	84	71	77	43	import of exempted goods after temporary importation
4271	Import per konsum i mallrave te perjashtuara pas magazines doganore	441	375	1,294	905	import of exempted goods after customs warehousing
4278	Import per konsum i mallrave te perjashtuara pas magazines se lire	1,322	162	235	32	import of exempted goods after free warehouse
4291	Import pas perpunimit nen kontroll doganor	1	0			import after processing under customs control
4700	Qarkullim i lire me akcise te pezulluar	189,634	19,100	170,678	28,368	free circulation with Excise suspended
4751	Qarkullim i lire me akcise te pezulluar pas RPA me pezullim			178	13	free circulation with Excise suspended after inward processing suspension
4771	Qarkullim i lire me akcise te pezulluar pas magazinimit doganor	14	4	2	2	free circulation of Excise suspended after customs storage
4778	Qarkullim i lire me akcise te pezulluar pas magazines se lire	12,412	724			free flow with akcise suspended after free warehouse
4900	Import paraprak mallrave PP, Shkembim standart i garantuar	0	4	0	2	import of outward processing, standart exchange
5100	Import i perkohshem per RPA me pezullim	755,727	154,309	654,064	181,567	temporary importation for inward processing, suspension
5151	Transferim i mallrave apo produkteve kompesuese nga RPA tek nje tjetere	40,768	7,750	130,348	14,292	transfer of goods among two inward processing regims
5171	Import per RPA pas magazinimit doganor	5,561	1,390	17,255	2,907	temporary importation for inward processing, after customs warehousing
5178	Futja e mallrave me RPA me pezullim nga magazine e lire	4,163	300	21,637	1,791	Introducing of suspension RPA goods from free warehouse
5300	Import i perkohshem per RLP me perjashtim te plote	19,906	4,120	23,264	11,447	temporary importation with total exemption
5353	Transferim i RLP me perjashtim te plote nga nje mbajtes tek nje tjetere	1,907	271	952	220	transfer of temporary admission regime with total exemption from a carrier to another
5356	Import i perkohshem me perjashtim te plote pas ekspozitive ose panairove	2	0			temporary import with complete exemption after exhibitions or fairs
5371	Import i perkohshem perjashtim i plote pas magazinimit doganor	1,076	1,267	1,069	1,504	temporary importation with total exemption after customs warehousing
5500	Import i perkohshem per RLP me perjashtim te pjesshem	2,194	1,349	3,018	2,105	temporary importation with partial exemption
5553	RLP me perjashtim te pjesshem pas RLP me perjashtim te plote			3	0	RLP with partial exception after of RLP with full exception
5555	Transferim nga mbajtesi tek persona te tjere RLP perjashtim i plote	0	2	231	48	transfer from holder to other temporary admission persons, complete exemption
5571	Import per RLP me perjashtim te pjesshem pas magazines doganore	82	138	55	178	Import for RLP partial suspension after customs warehouse
5600	Import i perkohshem per ekspozita pa procedure te meparshme	7	8	23	22	temporary importation for exhibitions or fairs without previous procedure
5671	Import i perkohshem per ekspozite pas magazinimit doganor			0	0	temporary import for exhibition after customs warehouse
6121	Ri-Importim i mallrave ne RPP	1,022	69	454	45	re importation under outward processing
6221	Operacione perpunimi ne vend te huaj	58	78	266	122	processing operations in a foreign country
6323	Ri-Importim i mallrave te rikthyera pa ndryshime	2,743	336	3,295	591	re importation of the returned goods without changes
6525	Ri-Importim i mallrave te eksportuar per riparime	645	234	769	210	re importation of the repaired goods
6571	Riimportim nga eksporti per riparime pas magazinimit doganor	5	5	8	4	re-importation from export for repairs after customs warehousing
6910	Rikthim i mallrave te eksportuara definitivisht	2,576	321	2,187	485	re importation of exported goods (ex 1)
9300	Asgjesimi i mallrave nen kontroll doganor	844	23	66	15	destruction of goods under processing under customs control regime
9351	Shkaterim i mallrave qe kane qene ne RPA pezullim	52,535	115	34,801	107	destruction of goods after inward processing / suspension
9353	Shkaterim i mallrave pas RLP me perjashtim te plote	0	0	32	1	destruction of goods after temporary admission with complete exemption
9355	Shkaterimi i mallrave pas RLP me perjashtim te pjesshem			28	81	destruction of goods after RLP with partial exemption
9371	Shkaterimi i mallrave qe kane qene ne magazine doganore	58	17	0	0	destruction of the goods that were in the customs warehouse
9451	Braktisje e mallit pas RPA			0	0	abandonment of goods afer inward processing
9471	Braktisje e mallrave pas regjimit te magazines doganore	6	18			abandonment of goods after the customs warehouse regime
9600	Sistemim situatave ne zonen e lire per shkarkimin e tranzitit	510,573	537	386,891	684	arrangement of situation in the free zone for transit unloading
9678	Sistemim situatave pas hyrjes se mallrave ne magazine te lire	10,988	732	7,341	342	collation situation after entry of goods in free warehouse
9700	Diferenca ne matje	2,428	17	2,253	22	difference in measurement
9771	Diferenca ne matje	90	6	51	6	the difference in measurements
9778	Diferenca ne matje ne magazine te lire	398	21	487	27	the difference in measurements in a free warehouse
9900	Firo natyrore apo teknike	1,188	74	1,002	121	natural or technical firo
9951	Firo natyrore ose teknike e mallrave qe kane qene ne RPA pezullim	22,530	5	18,803	5	natural or technical losses of inward processing / suspension
9971	firo natyrore ose teknike e mallrave qe kane qene ne Magazine Doganore	9	1	11	2	natural or technical expected losses of the goods that were in the Customs Warehouse
9978	Firo natyrore ose teknike e mallrave qe kane qene ne Mag te Lire	148	7	58	5	natural or technical losses of goods in free warehousing
Totali		6,242,347	824,500	5,780,177	987,083	

Tabela Nr 24 Eksporti Total sipas Procedurës

Table No 24 Total Export by Procedure

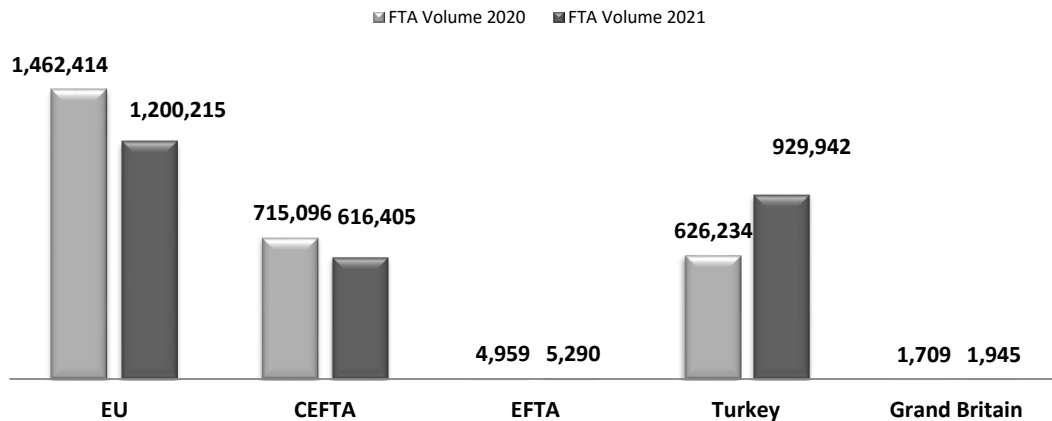
Procedura	Përshkrimi	2021		2022		Description
		Volume/Ton	Value/mln lek	Volume/Ton	Value/mln lek	
1000	Eksport definitiv direkt	3,712,904	151,803	3,346,629	221,290	definitiv export
1023	Eksport definitiv pas eksportit te perkohshem per kthim pa ndryshime	75	5	16	6	definitive export after temporary exportation for return without changes
1025	Eksport definitiv pas eksportit te perkohshem per riparime	3	6	4	8	definitive export after temporary exportation for repair
1051	Eksport pas RPA me pezullim	22	1	21	9	export after active processing regime with suspension
1072	Eksport i mallrave shqiptare qe kane qene ne MagDog	9	27	28	94	definitive export of albanian goods after customs warehousing
2100	Eksport i perkohshem per RPP direkt pa procedure te meparshme	1,030	172	449	136	temporary exportation for outward processing, without previous procedure
2151	Perpunim pasiv i mallrave ne PA	75	64	277	132	passive processing of goods under active processing
2300	Eksport i perkohshem per kthim pa ndryshime pa procedure te meparshme	3,092	434	3,280	362	temporary exportation for return without changes without previous procedure
2500	Eksport i perkohshem i mallrave shqiptare per riparime	771	918	904	4,744	temporary exportation of albanian goods for repair
2553	Eksport i perkohshem per riparime i mallrave qe jane ne RLP	3	3	2	1	temporary exportation for repair of the goods under temporary importation
2555	Eksport i perkohshem per riparime i mallrave qe jane ne RLP perjashtim i pjeshem	27	12	3	1	temporary exportation for repair of the goods under temporary importation partial exemption
3100	Kthim ne origjine pa procedure te meparshme	18,711	1,675	51,018	6,211	return to origine country without previous procedure
3140	Riekportim pas Importimit per konsum te brendshem	11,055	1,035	9,596	1,727	reexport after definitive import
3151	Ri-eksportim pas RPA me pezullim	599,396	214,189	502,674	254,899	re export after inward processing with suspension
3153	Ri-eksportim pas Importimit me RLP me perjashtim te plote	19,096	3,697	23,790	9,665	re export after temporary importation with total exemption
3155	Ri-eksportim pas RLP me perjashtim te pjeshem	2,049	1,260	2,836	1,714	re export after temporary importation with partial exemption
3156	Ri-eksportim pas ekspozitave ose panaireve	17	12	54	47	re export after exhibitions or fairs
3171	Ri-eksportim pas hyrjes ne MagDog i mallrave jo shqiptare	148,638	16,551	278,194	30,489	re exportation of non albanian goods under customs warehousing regime
3178	Ri-eksportim pas vendosjes ne magazina ose zona te lira	643,680	98,790	146,296	16,489	re exportation after customs warehousing or free zones
Total		5,160,652	490,656	4,366,071	548,023	

Tabela 25 Marrëveshjet e Tregtisë të Lirë Import

Table 25 Free Trade Agreements Import

Grupimet	2021				States	2022			
	MTL Volume/Ton	MTL Value/mln lek	Total Volume/Ton	Total Value/mln lek		FTA Volume/Ton	FTA Value/mln lek	Total Volume/Ton	Total Value/mln lek
BE	1,462,414	249,060	2,385,576	436,240	EU	1,200,215	274,592	1,842,901	491,415
CEFTA	715,096	38,705	893,241	66,537	CEFTA	616,405	38,575	745,111	72,523
EFTA	4,959	1,517	23,412	13,440	EFTA	5,290	1,843	16,223	22,353
Turqia	626,234	70,959	771,229	86,278	Turkey	929,942	93,633	1,105,741	114,843
Britania e Madhe	1,709	475	9,092	6,455	Grand Britain	1,945	757	8,903	7,428
Totali	2,810,411	360,715	4,082,550	608,950	Totals	2,753,798	409,399	3,718,879	708,562

FTA Goods Import / Volume Ton 2021-2022



FTA Goods Import / Value mln Lek 2021-2022

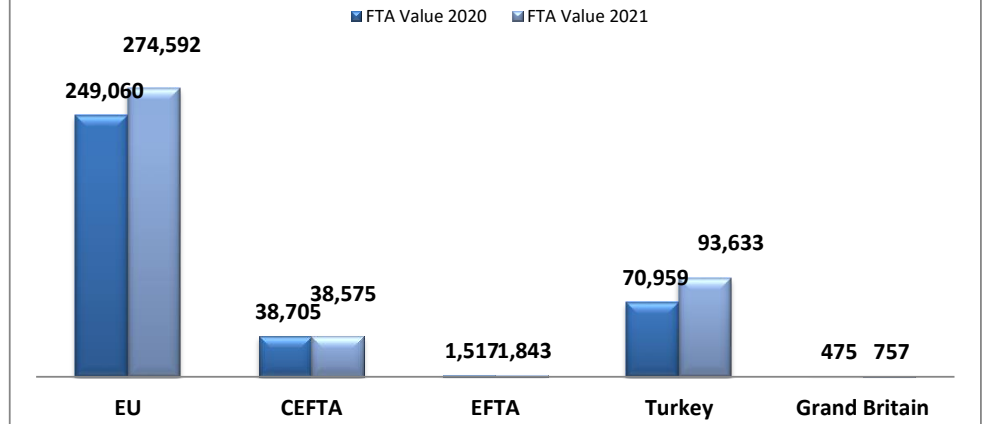


Tabela 26 Marrëveshjet e Tregtisë së Lirë Eksport

Table 26 Free Trade Agreements Export

Grupimet	2021				States	2022			
	MTL Volume/Ton	MTL Value/mln lek	Total Volume/Ton	Total Value/mln lek		FTA Volume/Ton	FTA Value/mln lek	Total Volume/Ton	Total Value/mln lek
BE	539,846	157,962	1,563,975	266,631	EU	642,985	198,281	1,619,254	354,895
CEFTA	1,519,675	45,895	2,299,986	68,850	CEFTA	1,169,267	44,095	1,769,635	81,595
EFTA	504	132	13,172	2,724	EFTA	691	226	33,549	3,595
Turqia	57,174	4,978	59,506	5,294	Turkey	31,036	3,651	67,413	6,447
Britania e Madhe	880	319	3,672	923	Grand Britain	2,850	674	5,842	2,178
Totali	2,117,199	208,967	3,936,639	343,499	Totals	1,843,979	246,252	3,489,851	446,532

