



**General Directorate of Customs
Fiscal Analyses Unit**

BULETINI I TREGTISË SË JASHTME
Janar-Dhjetor 2021
BULETIN OF FOREIGN TRADE
January-December 2021

Nr	Permbajtja
Pjesa e I-re	Tabelat e Importit mujor dhe progresiv
Tabela 1	Vlerat e Importit Janar-Dhjetor 2017-2021 / Ne mln leke
Tabela 2-2/1	Vlerat e Importit Janar-Dhjetor 2017-2021 / Ne mln Euro/ne mln \$
Tabela 3	Volumi I Importit ne peshe neto Janar-Dhjetor 2017-2021 / Ne Ton
Pjesa e II-te	Tabelat e Eksportit mujor dhe progresiv
Tabela 4	Vlerat e Eksportit Janar-Dhjetor 2017-2021 / Ne mln leke
Tabela 5-5/1	Vlerat e Eksportit Janar-Dhjetor 2017-2021 / Ne mln Euro; Ne mln \$
Tabela 6	Volumi I Eksportit ne peshe neto Janar-Dhjetor 2017-2021 / Ne Ton
Pjesa III-te	Kurset e kembimit 2017-2021
Tabela 7	Kursi I kembimit te Dollarit kundrejt Lekut Janar-Dhjetor 2017-2021
Tabela 8	Kursi I kembimit te Euros kundrejt Lekut Janar-Dhjetor 2017-2021
Pjesa e IV-t	Diferencat Eksport-Import
Tabela 9	Vlerat Eksport-Import-diference Janar-Dhjetor 2017-2021 / Ne mln Leke
Tabela 9/1-9/2	Vlerat Eksport-Import-diference Janar-Dhjetor 2017-2021 / Ne mln Euro; Ne mln \$
Pjesa e V-te	Struktura e Import-Eksporteve sipas shteteve
Tabela 10	Struktura e Importeve BE-Jo BE Janar-Dhjetor 2020-2021
Tabela 11	Struktura e Importeve BE Janar-Dhjetor 2020-2021 (e detajuar)
Tabela 12	Struktura e Eksporteve BE-Jo BE Janar-Dhjetor 2020-2021
Tabela 13	Struktura e Eksporteve BE Janar-Dhjetor 2020-2021 (e detajuar)
Tabela 14	Vlerat e Importeve sipas vendit te Origjines Janar-Dhjetor 2017-2021 / Ne mln leke
Tabela 15	Volumi I Importeve sipas vendit te Origjines Janar-Dhjetor 2017-2021 / Ne Ton
Tabela 16	Vlerat e Eksportit sipas vendit te Destinacionit Janar-Dhjetor 2017-2021 / Ne mln leke
Tabela 17	Volumi i Eksportit sipas vendit te Destinacionit Janar-Dhjetor 2017-2021 / Ne Ton
Pjesa VI-te	Struktura e Import Eksporteve sipas Kapitujve HS
Tabela 18	Importi sipas Kapitujve te HS Janar-Dhjetor 2017-2021 / Ne mln leke
Tabela 19	Importi sipas Kapitujve te HS Janar-Dhjetor 2017-2021 / Ne Ton
Tabela 20	Eksporti sipas Kapitujve te HS Janar-Dhjetor 2017-2021 / Ne mln leke
Tabela 21	Eksporti sipas Kapitujve te HS Janar-Dhjetor 2017-2021 / Ne Ton
Tabela 22	Pershkrimi I Seksioneve HS
Pjesa VII-te	Struktura e Import Eksporteve sipas Tipeve dhe Procedurave
Tabela 23	Importi sipas Procedurave Janar-Dhjetor 2020-2021 Volumi/Ton Vlerat/mln leke
Tabela 24	Eksporti sipas Procedurave Janar-Dhjetor 2020-2021 Volumi/Ton Vlerat/mln leke
Pjesa VIII-te	Mareveshje dy ose shume paleshe
Tabela 25	Marreveshja e Treg. se Lire (Imp)sipas shteteve Janar-Dhjetor 2020-2021 Vol/Ton VI/ mln leke
Tabela 26	Marreveshja e Treg. se Lire (Exp)sipas shteteve Janar-Dhjetor 2020-2021 Vol/Ton VI/ mln leke

No	Table of Contents
First Part	Monthly and progressive Import tables
Table 1	Monthly and progressive import Values January-December 2017-2021 / mln leks
Table 2-2/1	Import Values January-December 2017-2021 / mln USD and mln/Euro
Table 3	Import Volume January-December 2017-2021 / Ton
Second Part	Monthly and progressive Export tables
Table 4	Monthly and progressive Export Values January-December 2017-2021 / mln lek
Table 5-5/1	Export Values January-December 2017-2021 / mln USD and mln/Euro
Table 6	Export Net weight January-December 2017-2021 / Ton
Third Part	Exchange Rate 2017-2021
Table 7	Exchange rate USD/lek January-December 2017-2021
Table 8	Exchange rate Euro/leks January-December 2017-2021
Fourth Part	Eksport-Import Differences
Table 9	Import-Export Values (Differences) January-December 2017-2021 / mln leks
Table 9/1-9/2	Import-Export Values (Differences) January-December 2017-2021 / mln USD, mln Euro
Fifth Part	Import-Export Structure by Countries
Table 10	Import Structure EU non EU January-December 2020-2021
Table 11	Import Structure EU January-December 2020-2021 (detailed)
Table 12	Export Structure EU non EU January-December 2020-2021
Table 13	Export Structure EU January-December 2020-2021 (detailed)
Table 14	Import Value January-December 2017-2021 / mln leks (by Country of Origin)
Table 15	Import Volume January-December 2017-2021 / Ton (by Country of Origin)
Table 16	Export Value January-December 2017-2021 / mln lek (by Country of Destination)
Table 17	Export Volume January-December 2017-2021 / Ton (by Country of Destination)
Sixth Part	Import-Export Structure by HS Chapter
Table 18	Import by Chapter January-December 2017-2021 / mln leks
Table 19	Import by Chapter January-December 2017-2021 /Ton
Table 20	Export by Chapter January-December 2017-2021 / mln lek
Table 21	Export by Chapter January-December 2017-2021 /Ton
Table 22	HS Sections Description
Seventh Part	Import-Export Structure by Type of Procedure
Table 23	Import by Total Procedure January-December 2020-2021 Volume/Ton Value/mln lek
Table 24	Export by Total Procedure January-December 2020-2021 Volume/Ton Value/mln lek
Eighth Part	Bilateral and Multilateral Agreements
Table 25	Free Trade Agreement (Imp)by countries January-December 2020-2021 Vol/Ton VI/ mln lek
Table 26	Free Trade Agreement (Exp)by countries January-December 2020-2021 Vol/Ton VI/ mln lek

Tabela 1 Vlerat e Importeve në mln lekë

Table 1 Value of Imports in mln lek

Në milion lekë

Muajt	2017	2018	2019	2020	2021	Months
Janar	35,166	44,837	42,047	41,847	45,443	January
Shkurt	44,409	46,056	49,697	51,696	53,229	February
Mars	54,082	55,363	56,149	41,955	64,455	March
Prill	50,016	52,596	57,134	38,909	63,294	April
Maj	55,149	56,842	59,195	44,915	61,896	May
Qershor	57,322	53,979	53,591	52,219	67,326	June
Korrik	55,138	57,927	59,683	56,719	71,668	July
Gusht	49,564	48,597	51,597	48,411	60,973	August
Shtator	53,262	51,106	52,195	52,570	69,156	September
Tetor	57,616	58,382	59,466	59,663	76,529	October
Nentor	54,917	56,008	53,086	55,947	80,551	November
Dhjetor	61,057	60,283	55,730	61,787	87,910	December
Totali	627,698	641,979	649,571	606,638	802,431	Total

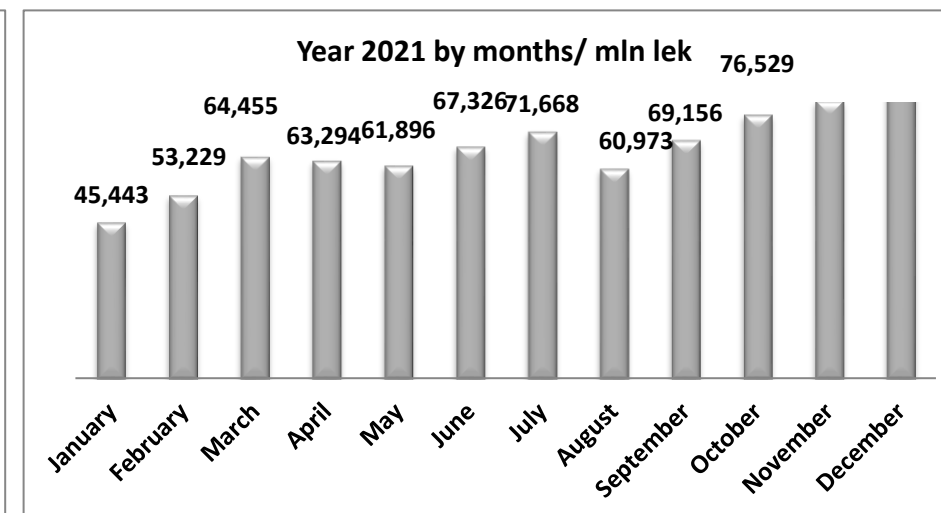
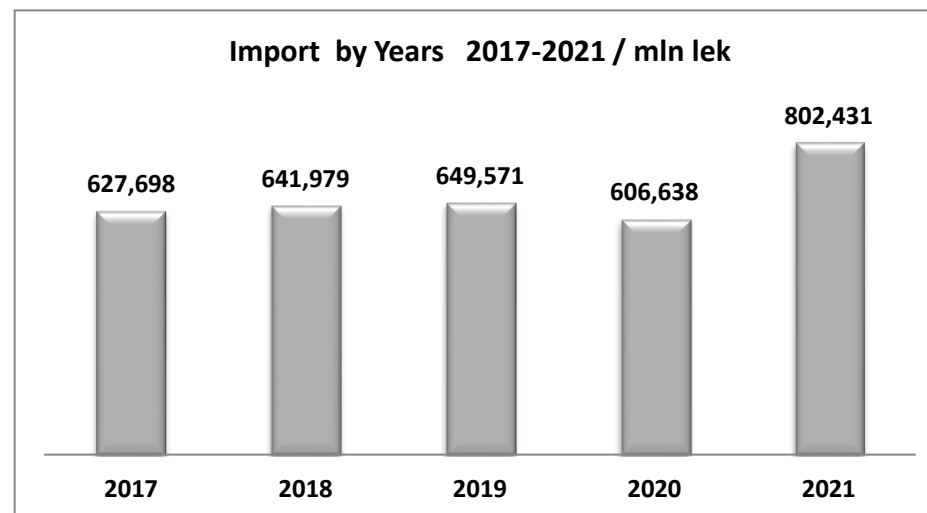


Tabela 2 Vlerat e Importeve në mln Euro

Table 2 Values of Imports in mln Euro

Në milion Euro

Muajt	2017	2018	2019	2020	2021	Months
Janar	260.0	337.2	340.7	343.7	367.4	January
Shkurt	325.6	345.1	398.7	423.3	430.6	February
Mars	400.4	418.7	445.9	341.8	521.2	March
Prill	367.4	403.2	455.8	297.8	513.9	April
Maj	408.4	441.5	479.8	363.7	502.4	May
Qershor	427.2	428.7	437.0	420.0	547.1	June
Korrik	415.9	460.0	486.6	456.2	584.2	July
Gusht	372.7	386.4	424.2	390.6	500.6	August
Shtator	399.0	404.7	427.4	423.6	567.1	September
Tetor	430.9	462.3	487.0	481.0	629.7	October
Nentor	411.6	448.3	430.7	451.4	655.7	November
Dhjetor	456.9	484.9	454.9	499.2	725.4	December
Totali	4,676	5,021	5,269	4,892	6,545	Total

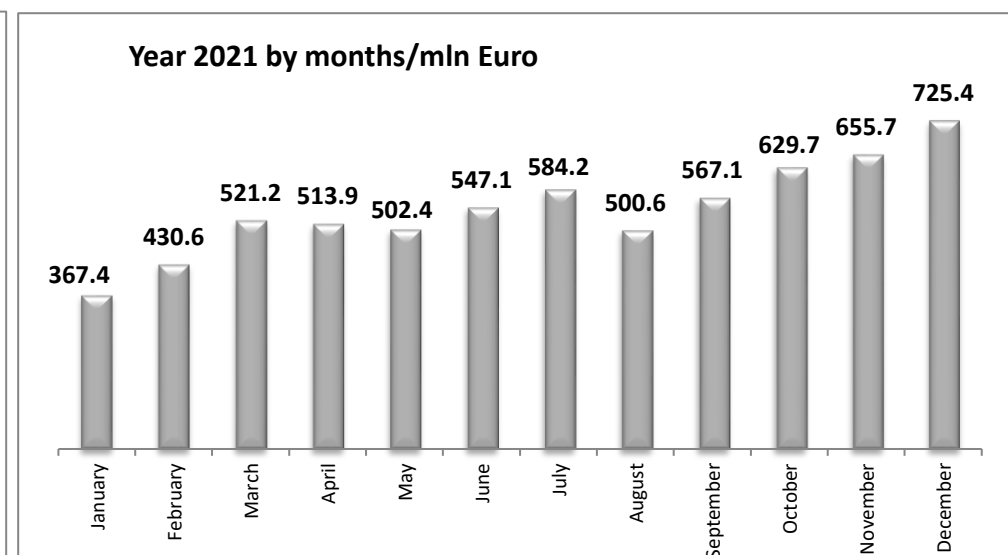
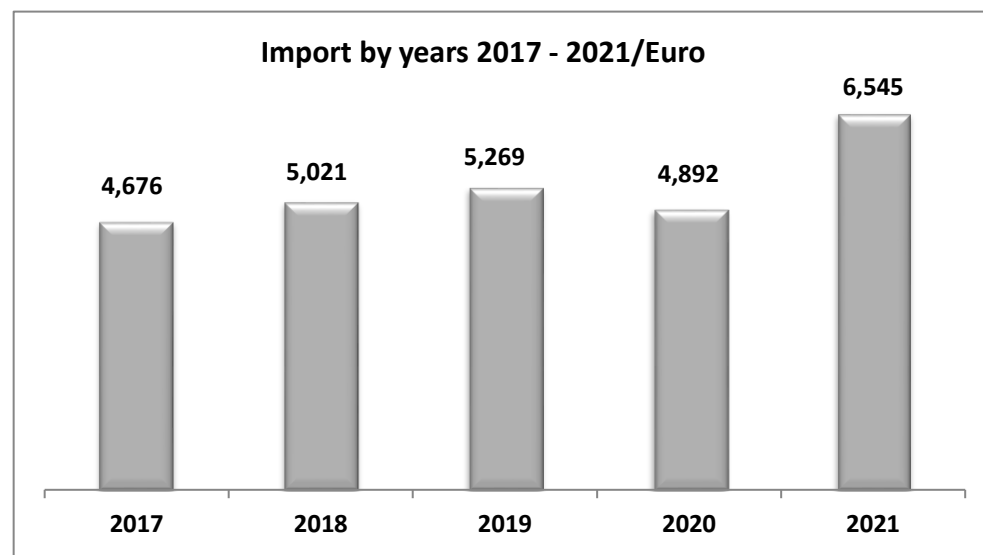


Tabela 2/1 Vlerat e Importeve në mln USD

Table 2/1 Values of Imports in mln USD

Në milion USD

Muajt	2017	2018	2019	2020	2021	Months
Janar	274	404	390	385	451	January
Shkurt	349	429	458	467	522	February
Mars	424	512	508	377	632	March
Prill	393	497	512	328	603	April
Maj	446	535	538	396	607	May
Qershor	478	502	487	467	667	June
Korrik	474	536	554	511	695	July
Gusht	437	453	473	458	596	August
Shtator	474	472	472	504	671	September
Tetor	508	537	532	563	730	October
Nentor	479	508	481	523	764	November
Dhjetor	540	549	501	595	818	December
Totali	5,277	5,933	5,905	5,574	7,756	Total

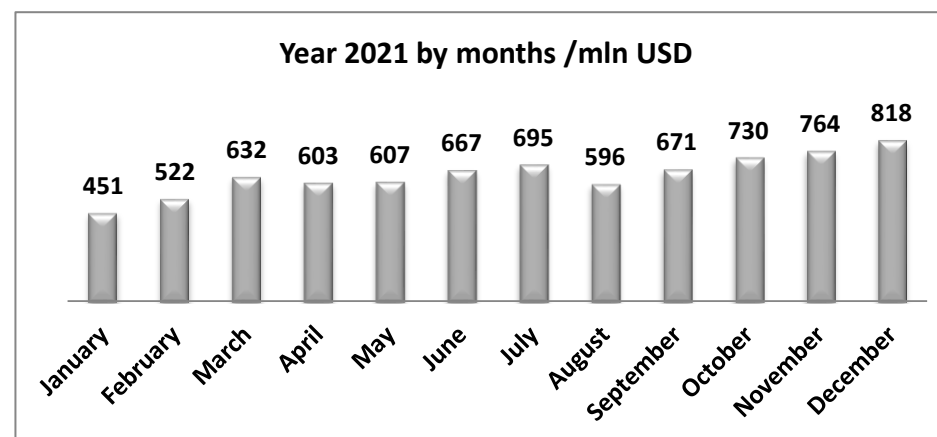
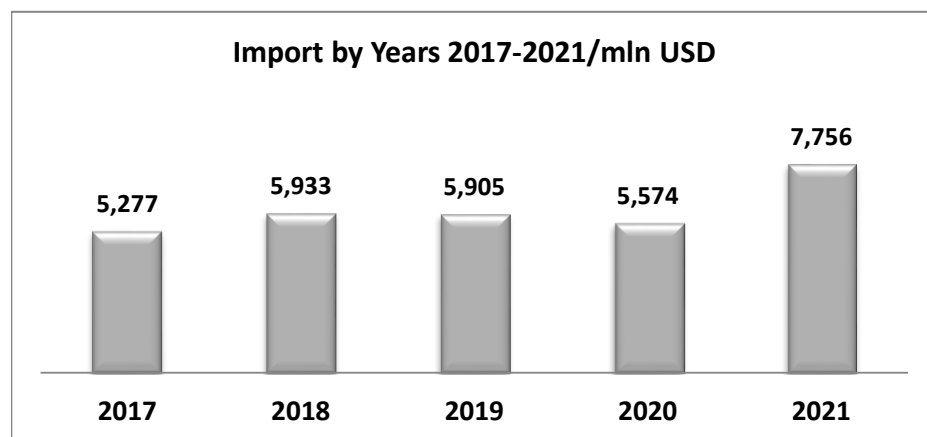




Tabela 3 Volumi i Importeve në Peshë Neto

Table 3 Volume of Import in Net Mass

Muajt	2017	2018	2019	2020	2021	Months
Janar	232,125	283,967	316,928	339,841	368,880	January
Shkurt	271,887	315,387	308,729	388,645	392,544	February
Mars	357,402	349,201	408,646	311,389	527,183	March
Prill	387,757	402,207	416,269	416,751	497,423	April
Maj	397,786	425,484	427,467	378,659	516,526	May
Qershor	410,126	359,204	411,367	483,143	526,900	June
Korrik	400,262	418,024	451,506	481,600	532,547	July
Gusht	392,701	394,774	465,167	441,049	543,221	August
Shtator	355,465	377,059	391,076	462,913	517,136	September
Tetor	371,168	403,661	426,746	473,747	518,737	October
Nentor	362,231	358,156	346,378	464,087	504,046	November
Dhjetor	341,000	401,611	366,716	489,567	516,087	December
Totali	4,279,911	4,488,735	4,736,996	5,131,393	5,961,231	Total

Ton

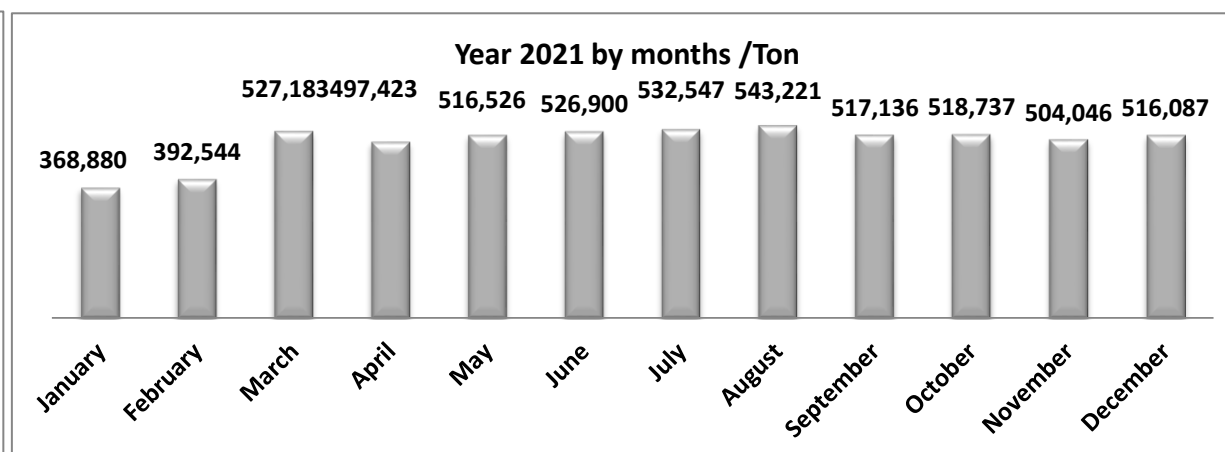
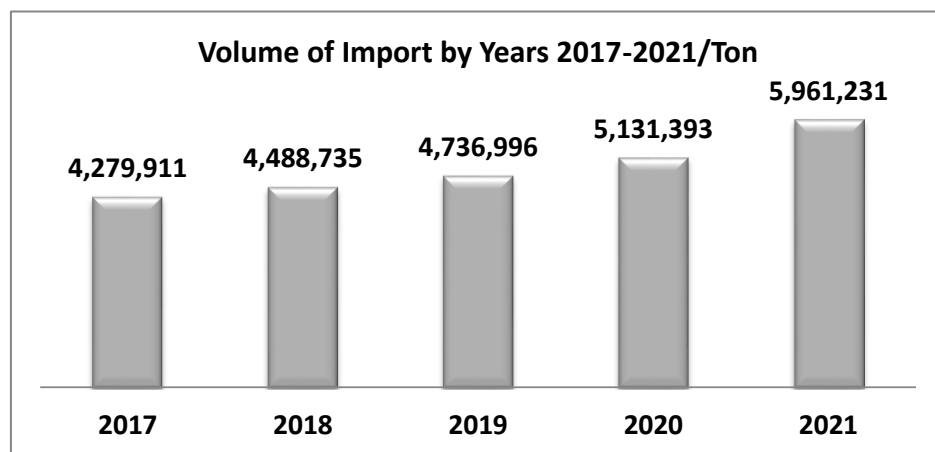


Tabela 4 Vlerat e Eksporteve në mln Lek

Table 4 Value of Exports in mln Lek

Në milion lekë

Muajt	2017	2018	2019	2020	2021	Months
Janar	18,906	23,442	21,926	22,852	23,794	Jan
Shkurt	20,013	23,983	22,570	24,359	25,286	Feb
Mars	22,561	27,042	27,813	18,072	31,707	Mar
Prill	24,959	26,811	26,710	14,902	28,720	Apr
Maj	24,137	29,711	27,719	21,499	32,514	May
Qershor	22,618	26,610	25,546	23,170	34,871	June
Korrik	24,707	26,757	27,787	24,548	32,054	July
Gusht	18,577	20,405	20,122	19,415	23,724	Aug
Shtator	24,154	26,174	24,814	25,199	33,146	Sep
Tetor	24,829	29,979	27,213	26,695	33,982	Oct
Nentor	25,490	26,534	24,582	27,519	37,300	Nov
Dhjetor	22,014	21,652	21,962	23,093	31,896	Dec
Totali	272,965	309,100	298,764	271,324	368,994	Total

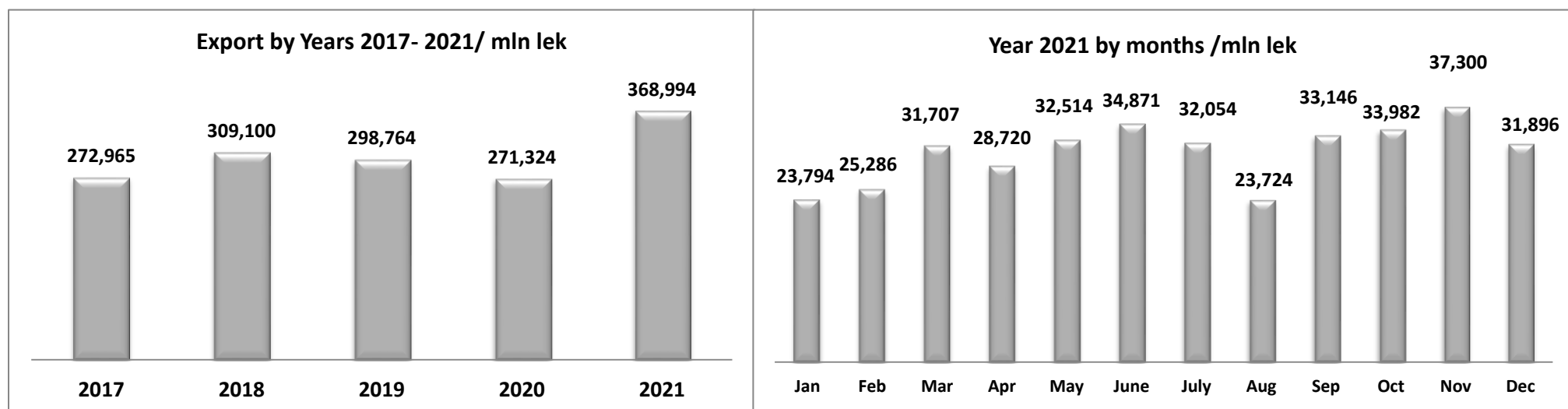


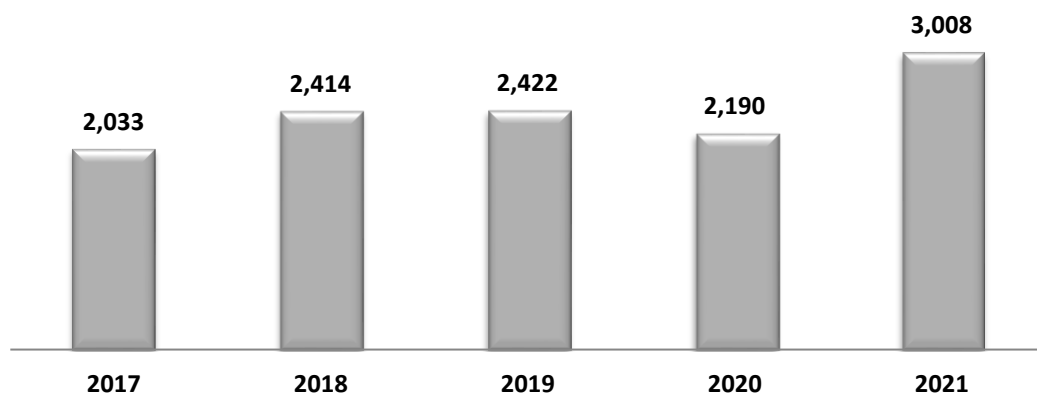
Tabela 5/1 Vlerat e Eksporteve në mln Euro

Table 5/1 Value of Exports in mln Euro

Në milion Euro

Muajt	2017	2018	2019	2020	2021	Months
Janar	139.8	176.3	177.7	187.7	192.4	January
Shkurt	146.7	179.7	181.1	199.5	204.6	February
Mars	167.0	204.5	220.9	147.2	256.4	March
Prill	183.3	205.5	213.1	114.1	233.2	April
Maj	178.8	230.8	224.7	174.1	263.9	May
Qershor	168.6	211.3	208.3	186.4	283.4	June
Korrik	186.3	212.5	226.6	197.4	261.3	July
Gusht	139.7	162.3	165.4	156.6	194.8	August
Shtator	180.9	207.3	203.2	203.1	271.8	September
Tetor	185.7	237.4	222.9	215.2	279.6	October
Nentor	191.0	212.4	199.4	222.1	303.7	November
Dhjetor	164.7	174.2	179.3	186.6	263.2	December
Totali	2,033	2,414	2,422	2,190	3,008	Total

Export by Years 2017-2021/mln Euro



Year 2021 by months/mln Euro

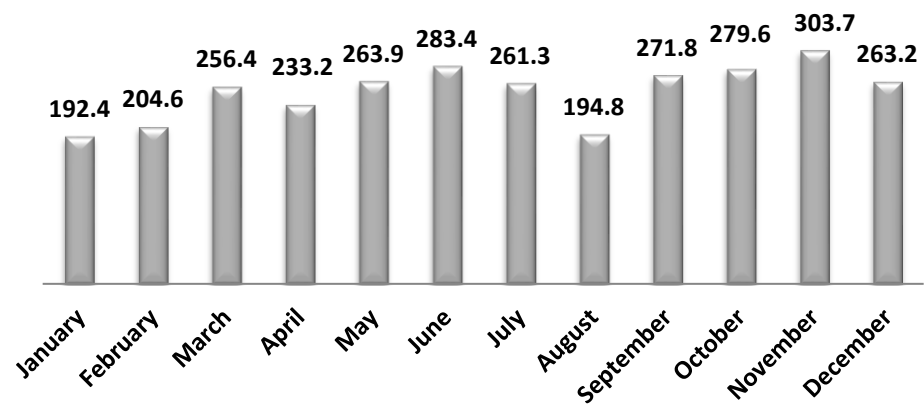


Tabela Nr 5/2 Vlerat e Eksportit ne mln USD

Table No 5/2 Volume of Exports in mln USD

Në milion USD

Muajt	2017	2018	2019	2020	2021	Months
Janar	147.5	211.0	203.4	210.3	236.0	January
Shkurt	157.1	223.6	207.9	220.0	248.0	February
Mars	177.0	250.1	251.7	162.3	310.9	March
Prill	196.0	253.4	239.2	125.5	273.8	April
Maj	195.4	279.6	251.8	189.3	319.1	May
Qershor	188.5	247.3	232.3	207.3	345.4	June
Korrik	212.4	247.5	258.0	221.3	310.9	July
Gusht	163.8	190.2	184.5	183.8	231.9	August
Shtator	215.1	241.9	224.4	241.5	321.4	September
Tetor	219.0	275.7	243.6	251.9	324.3	October
Nentor	222.2	240.7	222.6	257.4	353.7	November
Dhjetor	194.9	197.1	197.3	222.4	296.7	December
Totali	2,289	2,858	2,717	2,493	3,572	Total

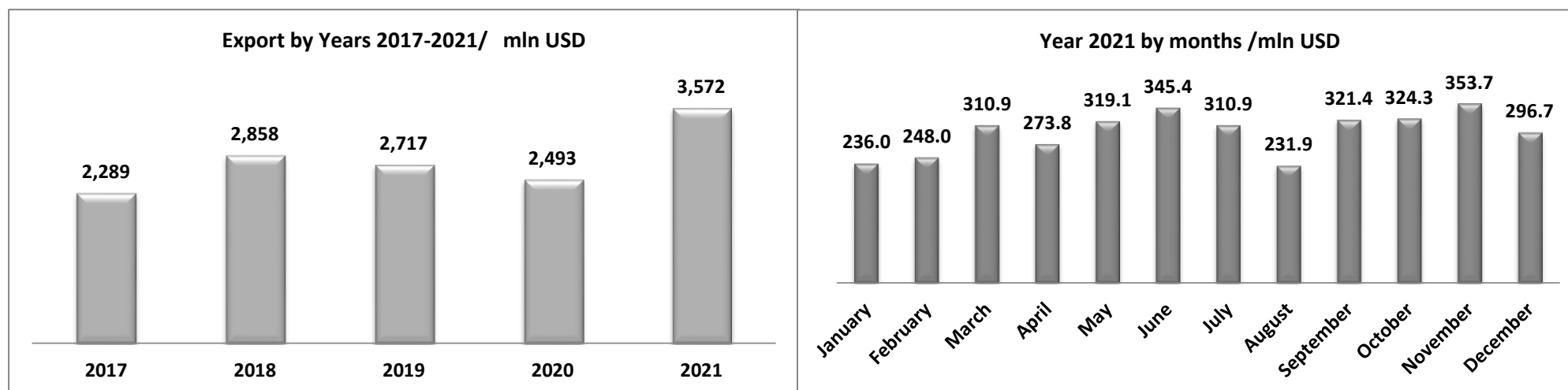


Tabela 6 Vlerat e Eksportit ne Peshe Neto

Table 6 Value of Exports in Net Mass

Në ton

Muajt	2017	2018	2019	2020	2021	Months
Janar	216,006	231,452	223,343	284,367	256,040	January
Shkurt	274,252	266,394	253,454	303,943	277,430	February
Mars	338,058	258,504	363,863	304,102	374,393	March
Prill	417,466	326,639	382,357	224,336	380,932	April
Maj	368,925	402,059	432,868	303,058	403,730	May
Qershor	353,588	333,639	351,582	369,758	424,909	June
Korrik	389,581	327,400	377,484	369,033	364,934	July
Gusht	345,491	314,682	308,090	304,659	351,213	August
Shtator	332,050	343,056	362,445	398,457	399,526	September
Tetor	340,655	446,319	450,513	435,124	388,582	October
Nentor	324,242	388,633	378,025	449,772	387,490	November
Dhjetor	248,107	302,275	355,442	350,481	334,123	December
Totali	3,948,421	3,941,053	4,239,466	4,097,091	4,343,300	Total

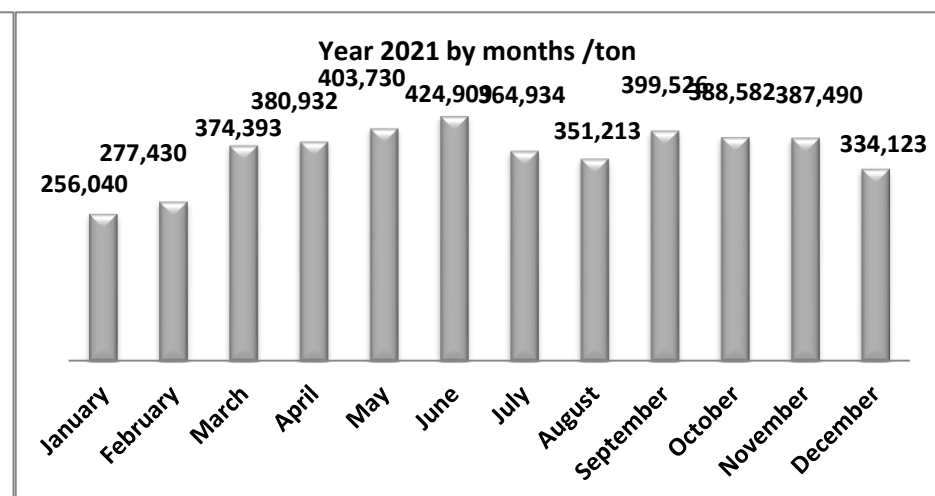
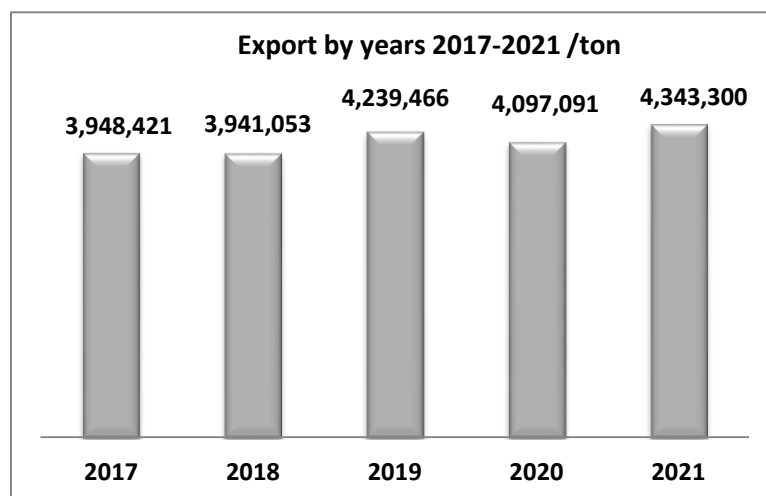
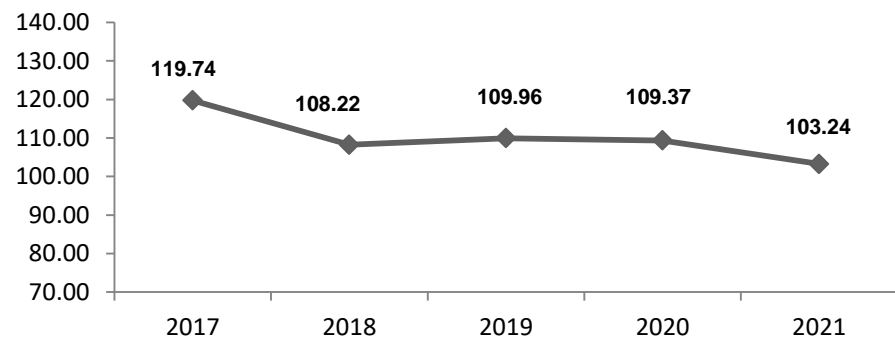


Tabela 7 Kursi i kembimit USD/Lek

Table 7 Exchange rate USD/Lek

Muajt	2017	2018	2019	2020	2021	Months
Janar	128.17	111.10	107.82	108.64	100.84	Jan
Shkurt	127.37	107.26	108.58	110.71	101.97	Feb
Mars	127.45	108.12	110.51	111.38	101.99	Mar
Prill	127.34	105.80	111.67	118.75	104.91	Apr
Maj	123.55	106.28	110.09	113.55	101.89	May
Qershor	119.99	107.61	109.97	111.76	100.96	June
Korrik	116.30	108.13	107.69	110.95	103.10	July
Gusht	113.39	107.27	109.07	105.61	102.32	Aug
Shtator	112.29	108.19	110.59	104.33	103.14	Sept
Tetor	113.37	108.75	111.70	105.99	104.79	Oct
Nentor	114.71	110.25	110.44	106.93	105.47	Nov
Dhjetor	112.97	109.85	111.34	103.85	107.49	Dec
Kursi mes	119.74	108.22	109.96	109.37	103.24	Average rate

Average Exchange Rate 2017-2021 USD/Lek



Exchange Rate by months Year 2021 USD/Lek

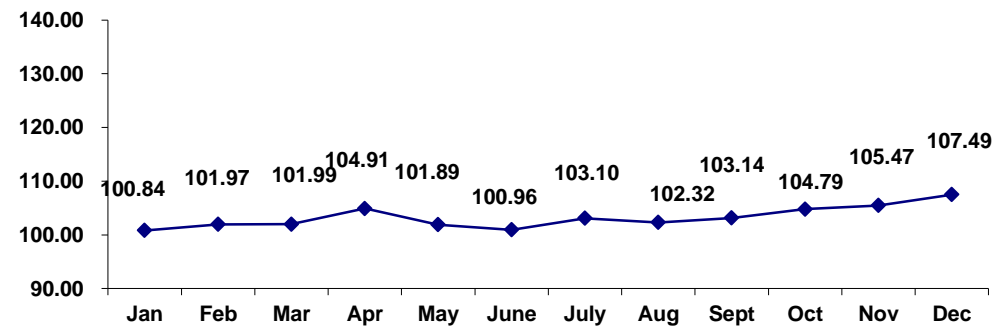
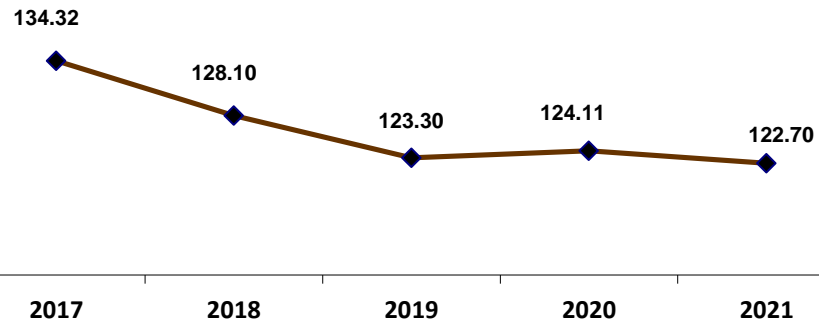


Tabela 8 Kursi i kembimit te Euro/Lek
Table 8 Exchange rate Euro/Lek

Muajt	2017	2018	2019	2020	2021	Months
Janar	135.23	132.95	123.42	121.77	123.70	Jan
Shkurt	136.39	133.44	124.64	122.13	123.61	Feb
Mars	135.08	132.23	125.92	122.74	123.67	Mar
Prill	136.13	130.44	125.34	130.66	123.16	Apr
Maj	135.03	128.74	123.38	123.49	123.19	May
Qershor	134.19	125.92	122.63	124.33	123.05	June
Korrik	132.59	125.93	122.65	124.34	122.67	July
Gusht	132.98	125.76	121.64	123.95	121.8	Aug
Shtator	133.5	126.27	122.12	124.09	121.95	Sep
Tetor	133.7	126.29	122.11	124.05	121.54	Oct
Nentor	133.42	124.94	123.25	123.93	122.84	Nov
Dhjetor	133.64	124.33	122.52	123.78	121.19	Dec
Kursi mes	134.32	128.10	123.30	124.11	122.70	Avarage rate

Average Exchange 2017-2021 rate Euro/Lek



Exchange rate by months year 2021 Euro/Lek

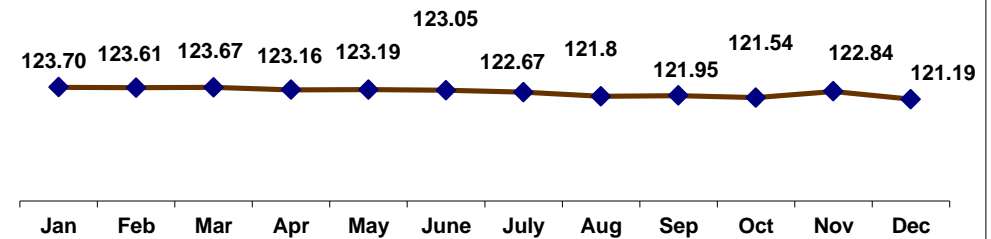


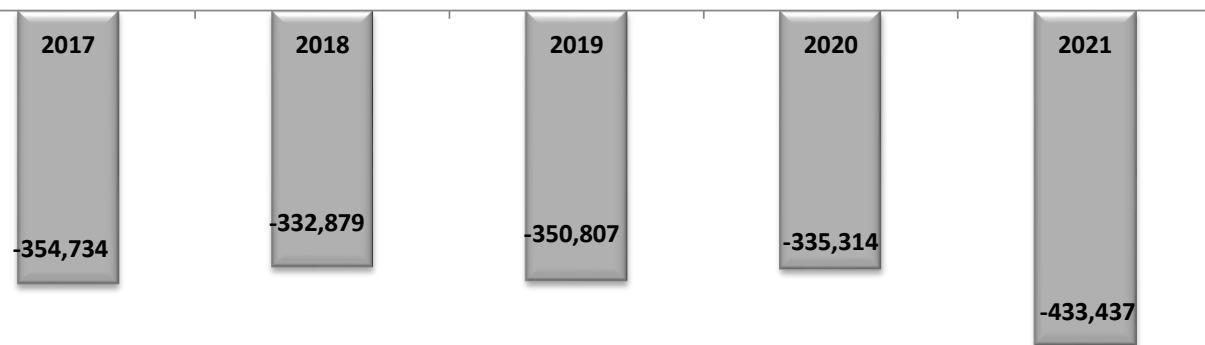
Tabela 9 Vlerat e Import-Eksportit sipas viteve ne mln Leke

Table 9 Values of Import Export by years in mln Lek

Në milion lekë

Muaji	2017			2018			2019			2020			2021			Months
	Export	Import	Difference	Export	Import	Difference	Export	Import	Difference	Export	Import	Difference	Export	Import	Difference	
Janar	18,906	35,166	- 16,260	23,442	44,837	- 21,395	21,926	42,047	- 20,121	22,852	41,847	- 18,996	23,794	45,443	- 21,649	January
Shkurt	20,013	44,409	- 24,397	23,983	46,056	- 22,074	22,570	49,697	- 27,127	24,359	51,696	- 27,336	25,286	53,229	- 27,944	February
Mars	22,561	54,082	- 31,520	27,042	55,363	- 28,321	27,813	56,149	- 28,336	18,072	41,955	- 23,882	31,707	64,455	- 32,749	March
Prill	24,959	50,016	- 25,058	26,811	52,596	- 25,786	26,710	57,134	- 30,425	14,902	38,909	- 24,007	28,720	63,294	- 34,573	April
Maj	24,137	55,149	- 31,012	29,711	56,842	- 27,131	27,719	59,195	- 31,476	21,499	44,915	- 23,416	32,514	61,896	- 29,382	May
Qershor	22,618	57,322	- 34,703	26,610	53,979	- 27,370	25,546	53,591	- 28,046	23,170	52,219	- 29,049	34,871	67,326	- 32,455	June
Korrik	24,707	55,138	- 30,431	26,757	57,927	- 31,170	27,787	59,683	- 31,895	24,548	56,719	- 32,171	32,054	71,668	- 39,614	July
Gusht	18,577	49,564	- 30,987	20,405	48,597	- 28,192	20,122	51,597	- 31,475	19,415	48,411	- 28,995	23,724	60,973	- 37,249	August
Shtator	24,154	53,262	- 29,108	26,174	51,106	- 24,932	24,814	52,195	- 27,381	25,199	52,570	- 27,371	33,146	69,156	- 36,010	September
Tetor	24,829	57,616	- 32,787	29,979	58,382	- 28,403	27,213	59,466	- 32,253	26,695	59,663	- 32,968	33,982	76,529	- 42,547	October
Nentor	25,490	54,917	- 29,427	26,534	56,008	- 29,475	24,582	53,086	- 28,504	27,519	55,947	- 28,428	37,300	80,551	- 43,251	November
Dhjetor	22,014	61,057	- 39,043	21,652	60,283	- 38,631	21,962	55,730	- 33,768	23,093	61,787	- 38,694	31,896	87,910	- 56,014	December
Totali	272,965	627,698	-354,734	309,100	641,979	-332,879	298,764	649,571	-350,807	271,324	606,638	-335,314	368,994	802,431	-433,437	Total
Exp/Im (%)	43			48			46			45			46			Exp/Im (%)

Export - Import Difference by Years 2017 - 2021 / mln lek



Export/Import difference Year 2021

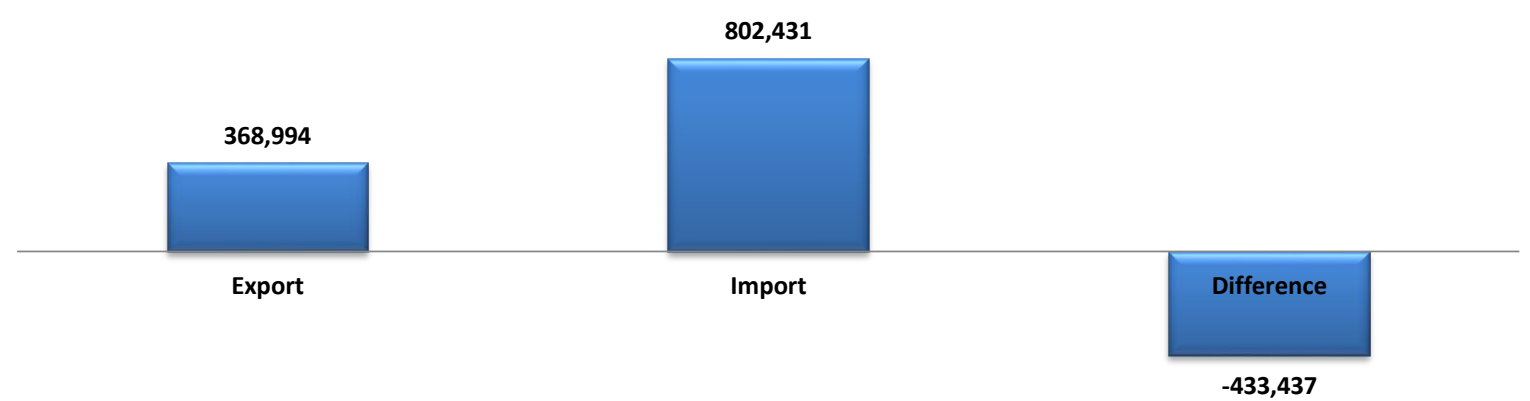
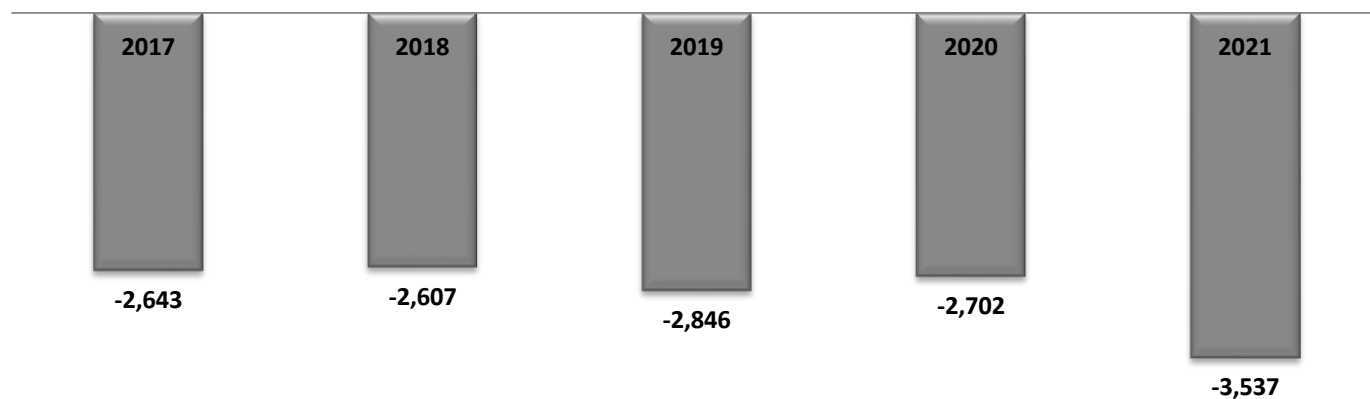


Tabela Nr 9-1 Vlerat e Import-Eksportit sipas viteve në mln Euro

Table No 9-1 Values of Import-Export like years in mln Euro

Muaji	2017			2018			2019			2020			2021			Months
	Export	Import	Difference	Export	Import	Difference	Export	Import	Difference	Export	Import	Difference	Export	Import	Difference	
Janar	139.8	260.0	- 120.2	176.3	337.2	- 160.9	177.7	340.7	- 163.0	187.7	343.7	- 156.0	192.4	367.4	- 175.0	January
Shkurt	146.7	325.6	- 178.9	179.7	345.1	- 165.4	181.1	398.7	- 217.6	199.5	423.3	- 223.8	204.6	430.6	- 226.1	February
Mars	167.0	400.4	- 233.3	204.5	418.7	- 214.2	220.9	445.9	- 225.0	147.2	341.8	- 194.6	256.4	521.2	- 264.8	March
Prill	183.3	367.4	- 184.1	205.5	403.2	- 197.7	213.1	455.8	- 242.7	114.1	297.8	- 183.7	233.2	513.9	- 280.7	April
Maj	178.8	408.4	- 229.7	230.8	441.5	- 210.7	224.7	479.8	- 255.1	174.1	363.7	- 189.6	263.9	502.4	- 238.5	May
Qershor	168.6	427.2	- 258.6	211.3	428.7	- 217.4	208.3	437.0	- 228.7	186.4	420.0	- 233.6	283.4	547.1	- 263.8	June
Korrik	186.3	415.9	- 229.5	212.5	460.0	- 247.5	226.6	486.6	- 260.1	197.4	456.2	- 258.7	261.3	584.2	- 322.9	July
Gusht	139.7	372.7	- 233.0	162.3	386.4	- 224.2	165.4	424.2	- 258.8	156.6	390.6	- 233.9	194.8	500.6	- 305.8	August
Shtator	180.9	399.0	- 218.0	207.3	404.7	- 197.5	203.2	427.4	- 224.2	203.1	423.6	- 220.6	271.8	567.1	- 295.3	September
Tetor	185.7	430.9	- 245.2	237.4	462.3	- 224.9	222.9	487.0	- 264.1	215.2	481.0	- 265.8	279.6	629.7	- 350.1	October
Nentor	191.0	411.6	- 220.6	212.4	448.3	- 235.9	199.4	430.7	- 231.3	222.1	451.4	- 229.4	303.7	655.7	- 352.1	November
Dhjetor	164.7	456.9	- 292.2	174.2	484.9	- 310.7	179.3	454.9	- 275.6	186.6	499.2	- 312.6	263.2	725.4	- 462.2	December
Totali	2,033	4,676	-2,643	2,414	5,021	-2,607	2,422	5,269	-2,846	2,190	4,892	-2,702	3,008	6,545	-3,537	Total
Exp/Im (%)	43			48			46			45			46			Exp/Im (%)

Export-Import Difference by Years 2017-2021 / mln Euro



Export-Import Difference Year 2021 / mln Euro

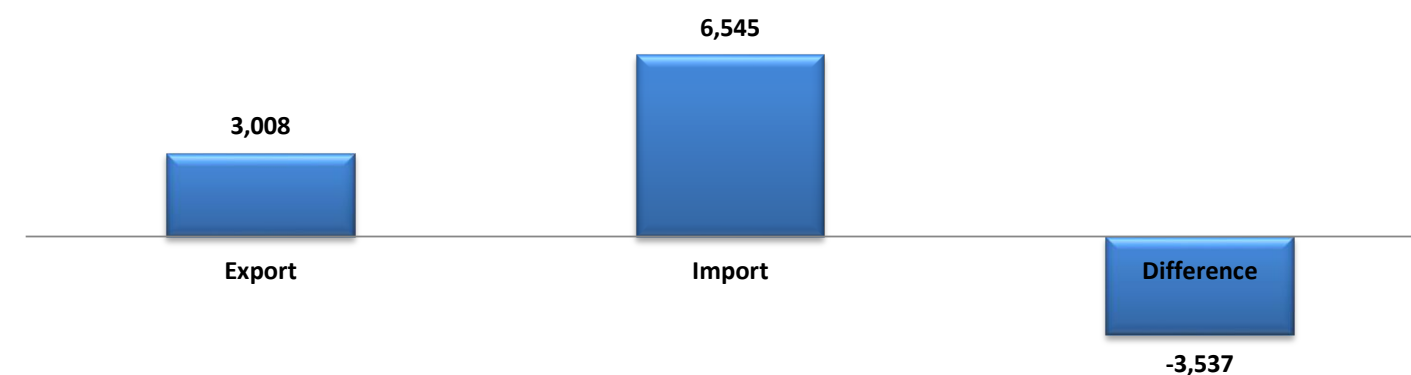


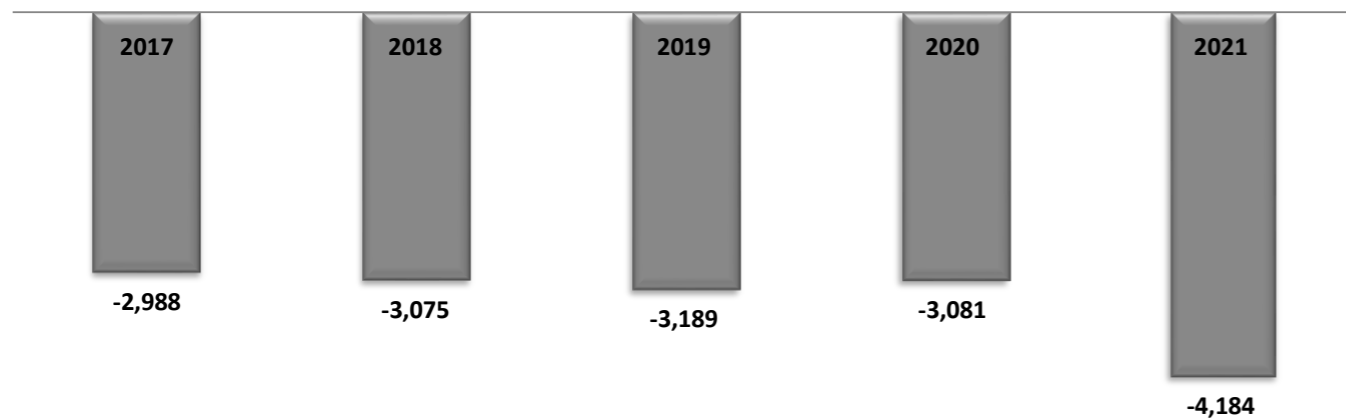
Tabela 9-2 Vlerat e Import-Eksportit sipas viteve në mln USD

Table 9-2 Values of Import-Export like years in mln USD

Në milion USD

Muaji	2017			2018			2019			2020			2021			Months
	Export	Import	Difference	Export	Import	Difference	Export	Import	Difference	Export	Import	Difference	Export	Import	Difference	
Janar	147.5	274.4	- 126.9	211.0	403.6	- 192.6	203.4	390.0	- 186.6	210.3	385.2	- 174.8	236.0	450.6	- 214.7	January
Shkurt	157.1	348.7	- 191.5	223.6	429.4	- 205.8	207.9	457.7	- 249.8	220.0	466.9	- 246.9	248.0	522.0	- 274.0	February
Mars	177.0	424.3	- 247.3	250.1	512.1	- 261.9	251.7	508.1	- 256.4	162.3	376.7	- 214.4	310.9	632.0	- 321.1	March
Prill	196.0	392.8	- 196.8	253.4	497.1	- 243.7	239.2	511.6	- 272.5	125.5	327.7	- 202.2	273.8	603.3	- 329.6	April
Maj	195.4	446.4	- 251.0	279.6	534.8	- 255.3	251.8	537.7	- 285.9	189.3	395.6	- 206.2	319.1	607.5	- 288.4	May
Qershor	188.5	477.7	- 289.2	247.3	501.6	- 254.3	232.3	487.3	- 255.0	207.3	467.2	- 259.9	345.4	666.9	- 321.5	June
Korrik	212.4	474.1	- 261.7	247.5	535.7	- 288.3	258.0	554.2	- 296.2	221.3	511.2	- 290.0	310.9	695.1	- 384.2	July
Gusht	163.8	437.1	- 273.3	190.2	453.0	- 262.8	184.5	473.1	- 288.6	183.8	458.4	- 274.5	231.9	595.9	- 364.0	August
Shtator	215.1	474.3	- 259.2	241.9	472.4	- 230.4	224.4	472.0	- 247.6	241.5	503.9	- 262.4	321.4	670.5	- 349.1	September
Tetor	219.0	508.2	- 289.2	275.7	536.8	- 261.2	243.6	532.4	- 288.8	251.9	562.9	- 311.0	324.3	730.3	- 406.0	October
Nentor	222.2	478.7	- 256.5	240.7	508.0	- 267.3	222.6	480.7	- 258.1	257.4	523.2	- 265.9	353.7	763.7	- 410.1	November
Dhjetor	194.9	540.5	- 345.6	197.1	548.8	- 351.7	197.3	500.5	- 303.3	222.4	595.0	- 372.6	296.7	817.8	- 521.1	December
Totali	2,289	5,277	-2,988	2,858	5,933	-3,075	2,717	5,905	-3,189	2,493	5,574	-3,081	3,572	7,756	-4,184	Total
Exp/Im (%)	43			48			46			45			46			Exp/Im (%)

Export-Import Difference by Years 2017-2021 / mln Euro



Export/Import Difference Year 2021

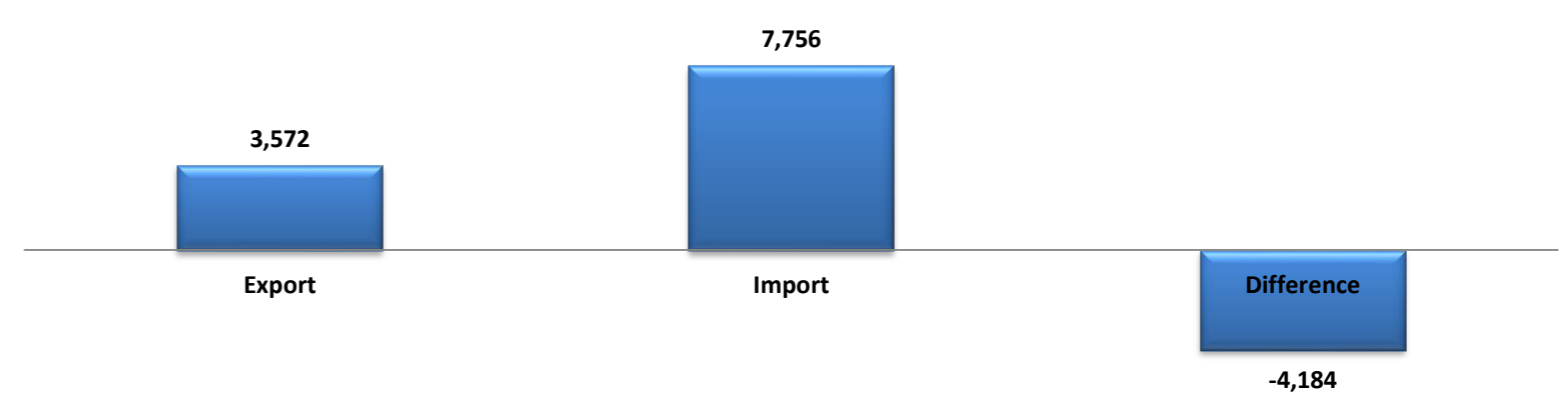



Tabela 10 Struktura e Importeve sipas vendeve BE/ Jo BE
Table 10 Structure of Imports by EU / Non EU Countries

Shtetet	2020				2021				Countries
	Volume Ton	Spc Weight %	Value mln/ leks	P Spec %	Volume Ton	Spc Weight %	Value mln/ leks	Spc Weight %	
Vendet e BE	2,322,611	45.3	351,391	57.9	2,385,610	40.0	436,058	54.3	EU countries
Vendet Jo BE	2,808,782	54.7	255,247	42.1	3,575,621	60.0	366,374	45.7	Non EU countries
Totali	5,131,393	100.0	606,638	100.0	5,961,231	100.0	802,431	100.0	Total

Import Value EU non EU Year 2020



Import Value EU non EU Year 2021



Tabela 11 Struktura e Importeve sipas vendeve BE


Table 11 Structure of Imports by EU Countries

Shtetet BE	2020				2021				EU Countries
	Volume Ton	Spc Weight %	Value mln/ lek	Spc Weight %	Volume Ton	Spc Weight %	Value mln/ lek	Spc Weight %	
Austria	32,045	1.4	5,839	1.7	29,024	1.2	6,988	1.6	Austria
Belgjike	16,285	0.7	4,736	1.3	16,133	0.7	7,378	1.7	Belgium
Bullgaria	55,893	2.4	7,630	2.2	69,903	2.9	10,136	2.3	Bulgaria
Qipro	340	0.0	276	0.1	247	0.0	276	0.1	Cyprus
Republika Ceke	15,272	0.7	6,723	1.9	18,064	0.8	8,430	1.9	Czech Republic
Gjermania	130,437	5.6	46,852	13.3	137,268	5.8	55,106	12.6	Germany
Danimarke	2,109	0.1	1,611	0.5	2,755	0.1	4,803	1.1	Denmark
Estonia	1,946	0.1	845	0.2	2,764	0.1	727	0.2	Estonia
Spanja	123,240	5.3	9,798	2.8	127,684	5.4	11,539	2.6	Spain
Finlanda	5,029	0.2	1,106	0.3	3,899	0.2	947	0.2	Finland
France	55,288	2.4	11,765	3.3	42,455	1.8	12,498	2.9	France
Greqi	763,038	32.9	54,571	15.5	677,394	28.4	64,190	14.7	Greece
Kroacia	69,433	3.0	6,151	1.8	83,567	3.5	7,911	1.8	Croatia
Hungari	27,878	1.2	4,225	1.2	29,713	1.2	5,468	1.3	Hungary
Irlande	1,265	0.1	2,030	0.6	1,245	0.1	2,346	0.5	Ireland
Itali	837,585	36.1	152,009	43.3	973,432	40.8	195,038	44.7	Italy
Lituania	3,261	0.1	965	0.3	4,144	0.2	1,100	0.3	Lithuania
Luksemburg	1,554	0.1	226	0.1	883	0.0	306	0.1	Luxembourg
Letonia	1,278	0.1	313	0.1	2,005	0.1	450	0.1	Latvia
Malta	510	0.0	90	0.0	486	0.0	223	0.1	Malta
Hollande	43,233	1.9	6,446	1.8	29,713	1.5	7,739	1.8	Netherlands
Polonia	29,624	1.3	10,319	2.9	35,156	0.5	12,405	2.8	Poland
Portugali	29,281	1.3	2,159	0.6	11,103	0.3	2,311	0.5	Portugal
Rumania	59,009	2.5	5,926	1.7	65,517	0.4	7,287	1.7	Romania
Suedia	6,654	0.3	2,254	0.6	6,826	0.4	2,353	0.5	Sweden
Slovenia	7,398	0.3	4,700	1.3	8,875	0.4	5,356	1.2	Slovenia
Slovakia	3,725	0.2	1,828	0.5	5,355	0.2	2,745	0.6	Slovakia
Totali BE	2,322,611	100.0	351,391	100.0	2,385,610	100.0	436,058	100.0	EU Total

Tabela 12 Struktura e Eksporteve sipas vendeve BE/ Jo BE
Table 12 Structure of Exports by EU / Non EU Countries

Shtetet	2020				2021				Countries
	Volume Ton	Spc Weight %	Value mln/ leks	Spc Weight %	Volume Ton	Spc Weight %	Value mln/ leks	Spc Weight %	
Vendet e BE	1,346,695	32.9	202,709	74.7	1,563,973	36.0	266,651	72.3	EU countries
Vendet Jo BE	2,750,396	67.1	68,614	25.3	2,779,327	64.0	102,343	27.7	Non EU countries
Totali	4,097,091	100.0	271,324	100.0	4,343,300	100.0	368,994	100.0	Total

Export value Eu non EU Countries Year 2020



Export value Eu non EU Countries Year 2021




Tabela 13 Struktura e Eksporteve sipas vendeve BE

Table 13 Structure of Exports by EU Countries

Shtetet BE	2020				2021				EU Countries
	Volume Ton	Spc Weight %	Value mln/ lek	Spc Weight %	Volume Ton	Spc Weight %	Value mln/ lek	Spc Weight %	
Austria	12,673	0.9	1,612	0.8	19,252	1.2	2,523	0.9	Austria
Belgjike	2,338	0.2	518	0.3	17,403	1.1	1,748	0.7	Belgium
Bullgaria	25,912	1.9	3,687	1.8	23,324	1.5	4,356	1.6	Bulgaria
Qipro	424	0.0	70	0.0	525	0.0	255	0.1	Cyprus
Republika Ceke	12,615	0.9	4,433	2.2	13,861	0.9	6,105	2.3	Czech Republic
Gjermania	22,818	1.7	15,897	7.8	28,465	1.8	20,162	7.6	Germany
Danimarke	465	0.0	345	0.2	409	0.0	1,046	0.4	Denmark
Estonia	1,034	0.1	1,219	0.6	1,727	0.1	1,293	0.5	Estonia
Spanja	607,116	45.1	16,369	8.1	599,276	38.3	23,700	8.9	Spain
Finlanda	79	0.0	15	0.0	308	0.0	151	0.1	Finland
France	22,344	1.7	5,516	2.7	12,462	0.8	4,186	1.6	France
Greqi	121,771	9.0	13,208	6.5	139,385	8.9	21,430	8.0	Greece
Kroacia	21,317	1.6	1,773	0.9	31,660	2.0	3,355	1.3	Croatia
Hungari	2,203	0.2	2,034	1.0	3,525	0.2	2,332	0.9	Hungary
Irlande	257	0.0	60	0.0	434	0.0	79	0.0	Ireland
Itali	324,869	24.1	123,511	60.9	479,349	30.6	155,886	58.5	Italy
Lituania	2,502	0.2	122	0.1	4,480	0.3	172	0.1	Lithuania
Luksemburg	24	0.0	16	0.0	74	0.0	45	0.0	Luxembourg
Letonia	589	0.0	65	0.0	603	0.0	157	0.1	Latvia
Malta	126,186	9.4	630	0.3	143,993	9.2	923	0.3	Malta
Hollande	11,795	0.9	1,748	0.9	7,561	0.5	1,424	0.5	Netherlands
Polonia	4,330	0.3	1,331	0.7	8,582	0.5	1,489	0.6	Poland
Portugali	270	0.0	82	0.0	409	0.0	337	0.1	Portugal
Romania	15,032	1.1	3,654	1.8	14,760	0.9	3,836	1.4	Romania
Suedia	3,261	0.2	2,451	1.2	4,728	0.3	3,475	1.3	Sweden
Slovenia	2,543	0.2	1,056	0.5	3,878	0.2	1,792	0.7	Slovenia
Slovakia	1,930	0.1	1,288	0.6	3,539	0.2	4,394	1.6	Slovakia
Totali BE	1,346,695	100.0	202,709	100.0	1,563,973	100.0	266,651	100.0	EU Total

Tabela 14 Vlerat e Importeve sipas vendit të origjinës

Table 14 Value of Imports by country of origin

Në milion lek

Shtetet	Years										Countries
	2017		2018		2019		2020		2021		
	Value mln/Lek	Spc Weight %	Value mln/Lek	Spc Weight %	Value mln/Lek	Spc Weight %	Value mln/Lek	Spc Weight %	Value mln/Lek	Spc Weight %	
Italia	179,356	28.6	175,227	27.3	164,055	25.3	152,009	25.1	195,038	24.3	Italy
Turqia	50,796	8.1	53,761	8.4	61,437	9.5	58,035	9.6	86,263	10.8	Turkey
Kina	49,760	7.9	53,956	8.4	59,822	9.2	54,155	8.9	65,284	8.1	China
Greqia	49,937	8.0	52,157	8.1	54,389	8.4	54,571	9.0	64,190	8.0	Greece
Gjermani	50,989	8.1	49,852	7.8	46,699	7.2	46,852	7.7	55,106	6.9	Germany
Serbia	25,019	4.0	21,788	3.4	23,101	3.6	23,040	3.8	27,954	3.5	Serbia
Kosove	8,452	1.3	8,886	1.4	7,746	1.2	8,327	1.4	15,450	1.9	Kosova
Rusi	11,787	1.9	12,655	2.0	11,623	1.8	13,526	2.2	15,335	1.9	Rusia
USA	8,897	1.4	9,097	1.4	12,506	1.9	9,174	1.5	14,504	1.8	USA
Maqedonia e Ver	8,771	1.4	9,630	1.5	8,599	1.3	9,100	1.5	13,706	1.7	North Macedonia
Zvicer	13,074	2.1	10,215	1.6	15,291	2.4	10,222	1.7	12,548	1.6	Switzerland
Te tjera	170,858	27.2	184,754	28.8	184,305	28.4	167,625	27.6	237,054	29.5	Others
Totali	627,698	100.0	641,979	100	649,571	100	606,638	100.0	802,431	100.0	Total

Import's value by countries of origin (main partners year 2021)

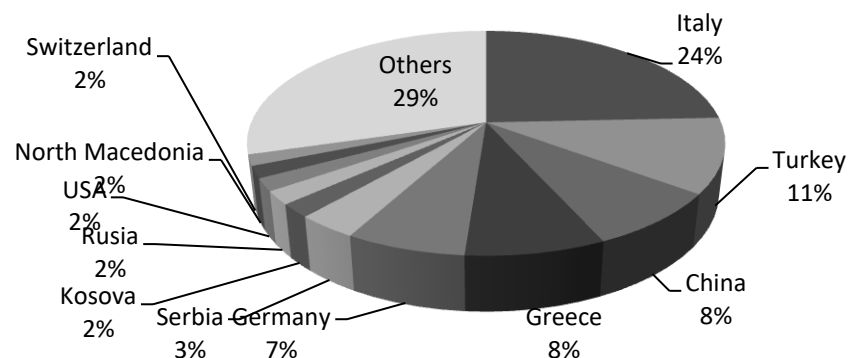


Tabela 15 Volumi i Importeve sipas vendit të origjinës

Table 15 Volume of Imports by country of origin

Në Ton

Shtetet	Years										Countries
	2017		2018		2019		2020		2021		
	Volume Ton	Spc Weight %	Volume Ton	Spc Weight %	Volume Ton	Spc Weight %	Volume Ton	Spc Weight %	Volume Ton	Spc Weight %	
Italia	932,326	21.8	792,909	17.7	752,871	15.9	837,585	16.3	973,432	16.3	Italy
Turqia	320,641	7.5	337,186	7.5	443,771	9.4	496,238	9.7	768,532	12.9	Turkey
Greqia	496,907	11.6	552,133	12.3	638,171	13.5	763,038	14.9	677,394	11.4	Greece
Rusia	331,398	7.7	367,117	8.2	396,102	8.4	435,765	8.5	368,650	6.2	Rusia
Serbia	329,945	7.7	332,956	7.4	328,920	6.9	331,949	6.5	301,957	5.1	Serbia
Arabia Saudite	3,135	0.1	9,274	0.2	6,995	0.1	4,099	0.1	283,492	4.8	Saudi Arabia
Maqedonia e Veriut	191,972	4.5	237,323	5.3	241,440	5.1	254,159	5.0	264,105	4.4	North Macedonia
Libia	42,863	1.0	62,755	1.4	42,667	0.9	142,969	2.8	207,671	3.5	Libyan
Kosove	183,421	4.3	194,615	4.3	171,765	3.6	170,330	3.3	205,328	3.4	Kosovo
Gjermani	137,957	3.2	125,295	2.8	108,160	2.3	130,437	2.5	137,268	2.3	Germany
Te tjera	1,309,346	30.6	1,477,172	32.9	1,606,134	33.9	1,564,823	30.5	1,773,404	29.7	Others
Totali	4,279,911	100.0	4,488,735	100.0	4,736,996	100	5,131,393	100.0	5,961,231	100.0	Total

Import's volume by Country of Origin(main partners year 2021)

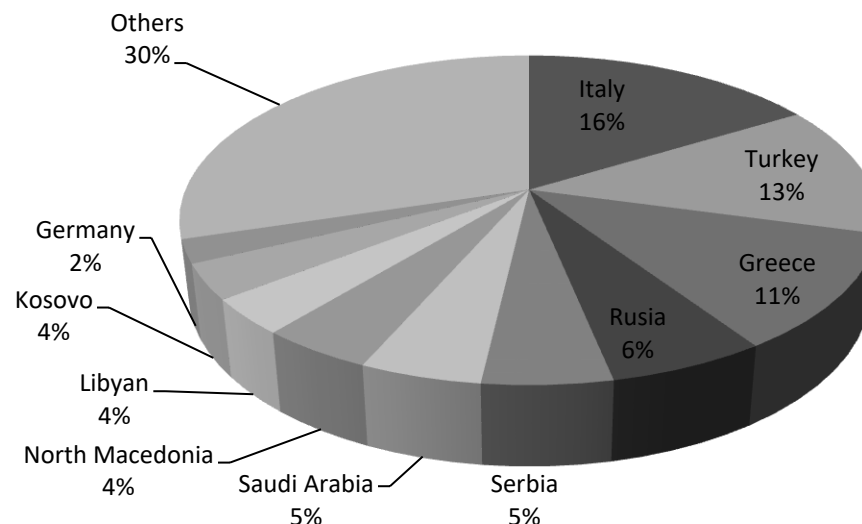


Tabela 16 Vlerat e Eksporteve sipas vendit te destinacionit

Table 16 Value of Exports by country of destination

Në milion lekë

Shtetet	Years										Countries
	2017		2018		2019		2020		2021		
	Value mln Lek	Spc Weight %	Value mln Lek	Spc Weigh %	Value mln Lek	Spc Weigh %	Value mln Lek	Spc Weight %	Value mln Lek	Spc Weight %	
Italia	145,942	53.5	148,021	47.9	143,159	47.9	123,511	45.5	155,886	42.2	Italy
Kosova	21,010	7.7	27,008	8.7	29,807	10.0	26,215	9.7	37,671	10.2	Kosovo
Spanja	15,029	5.5	24,211	7.8	23,973	8.0	16,369	6.0	23,700	6.4	Spain
Gjermania	11,620	4.3	13,099	4.2	12,786	4.3	13,208	4.9	21,430	5.8	Germany
Greqi	11,083	4.1	13,482	4.4	14,221	4.8	15,897	5.9	20,162	5.5	Greece
Maqedonia e Veriut	8,429	3.1	8,544	2.8	8,565	2.9	8,762	3.2	12,540	3.4	North Macedonia
Serbia	4,831	1.8	8,035	2.6	5,404	1.8	6,273	2.3	9,982	2.7	Serbia
France	8,399	3.1	5,693	1.8	6,241	2.1	5,005	1.8	9,058	2.5	Franca
Mali I Zi	2,329	0.9	4,529	1.5	4,189	1.4	4,433	1.6	6,105	1.7	Monte Negro
Kine	5,015	1.8	5,691	1.8	5,483	1.8	5,171	1.9	5,956	1.6	China
Ceki	2,132	0.8	2,153	0.7	2,053	0.7	3,038	1.1	5,294	1.4	Czechia
Bullgari	3,444	1.3	5,218	1.7	3,674	1.2	3,252	1.2	4,925	1.3	Bulgaria
Te tjera	37,146	13.6	48,636	15.7	42,882	14.4	43,441	16.0	61,209	16.6	Others
Totali	272,965	100.0	309,100	100	298,764	100	271,324	100.0	368,994	100.0	Total

Value of Export by country of destination Year 2021

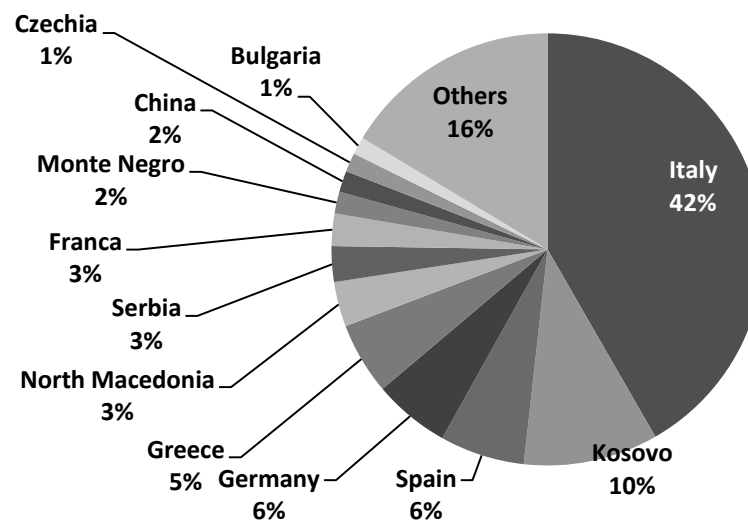


Tabela 17 Volumi i Eksporteve sipas vendit te destinacionit

Table 17 Volume of Export by country of destination

Në ton

Shtetet	Years										Countries
	2017		2018		2019		2020		2021		
	Volume Ton	Spc Weight %	Volume Ton	Spc Weight %	Volume Ton	Spc Weight %	Volume Ton	Spc Weight %	Volume Ton	Spc Weight %	
Kosova	988,279	25	1,026,265	26	1,190,498	28	1,085,859	27	1,139,487	26	Kosovo
Spanje	388,893	10	537,784	14	586,179	14	607,116	15	599,276	14	Spain
Maqedonia e Veriut	586,848	15	544,850	14	527,849	12	641,464	16	584,576	13	North Macedonia
Italia	665,945	17	450,974	11	436,706	10	324,869	8	479,349	11	Italy
Mali I Zi	347,371	9	421,355	11	399,903	9	393,082	10	331,614	8	Monte Negro
Kina	328,644	8	262,051	7	268,048	6	195,622	5	272,406	6	China
Serbi	110,292	3	162,221	4	186,643	4	191,991	5	203,336	5	Serbia
Malta	96,316	2	134,662	3	211,043	5	126,186	3	143,993	3	Malta
Greqi	120,946	3	120,043	3	120,430	3	121,771	3	139,385	3	Greece
Turqi	17,138	0	23,697	1	13,249	0	20,320	0	59,506	1	Turkey
Emiratet e Bashkuara Ar	10,593	0	20,548	1	36,178	1	54,014	1	42,103	1	United Arab Emirates
Bosnje Hercegovina	21,420	1	18,585	0	33,487	1	35,050	1	40,448	1	Bosnia & Herzegovina
Te tjera	265,735	7	218,019	6	229,252	5	299,748	7	307,821	7	Others
Totali	3,948,421	100	3,941,053	100	4,239,466	100.00	4,097,091	100.0	4,343,300	100.0	Total

Tabela 18 Vlera e Importeve sipas Kapitujve të H S
Table 18 Value of Imports by H S Chapters

Kapitujt	Pershkrimi	Years				
		2017	2018	2019	2020	2021
01	Kafshe të gjalla	4,026	3,646	4,502	3,032	3,886
02	Mish dhe të brendshme të ngrenshme të kafsheve	5,676	5,539	5,821	5,501	6,336
03	Peshk, krustace, molusqe dhe jovetebrore të tjera ujore	8,221	8,338	8,281	8,785	11,291
04	Bulmet, vezet e zogjve, mjalti natyral, produktet e ngrenshme	3,063	3,308	3,870	3,841	4,774
05	Produkte me origjinë shtazore të paspecifikuara apo të	571	460	483	369	306
06	Peme dhe bime të tjera të gjalla; bulbet, rrenjet dhe të	1,071	961	1,004	886	1,215
07	Zaravatet dhe rrenjet dhe tuberet e ngrenshme	2,228	2,478	2,588	2,367	2,550
08	Frutat dhe arrat e ngrenshme; lekuret e agrumeve, shalqinjve	6,166	7,033	6,890	7,249	6,971
09	Kafe, çaj, mate dhe erza	4,248	4,064	3,784	3,758	4,357
10	Drithrat	9,515	11,020	10,717	11,221	12,090
11	Produkte të industrisë së bllojes, malti; niseshteja; inulina;	2,403	1,990	1,608	1,615	1,870
12	Farera vajore dhe fruta oleogjene (vajore); perzierje	864	815	1,191	1,650	1,680
13	Llaqet; gomat, rezinat dhe ekstrakte të tjera vegjetale	83	87	106	95	109
14	Materiale vegjetale që perdoen për thurje, produkte bimore	6	3	4	7	4
15	Dhjamra dhe vajra shtazore ose vegjetale dhe produktet e	6,018	5,510	4,972	5,945	6,743
16	Pergatitje të mishit, peshkut dhe krustaceve, mollusqeve dhe	1,950	2,069	2,352	2,592	3,123
17	Sheqernat dhe prodhimet prej sheqeri	5,552	3,307	3,681	4,210	4,634
18	Kakao dhe pergatitjet prej saj	2,478	2,690	3,090	2,947	3,364
19	Pergatitje prej drithrave, miellit, niseshtese ose qumeshtit;	8,196	8,088	8,522	8,507	9,955
20	Pergatitje prej zarzavatesh, frutash, arrash dhe pjeseve të	3,697	4,102	4,553	4,943	5,848
21	Pergatitje të ndryshme të ngrenshme	6,025	6,259	6,697	6,709	8,388
22	Pijet, alkoolet dhe uthullat	12,837	13,259	13,862	12,737	17,177
23	Mbetjet dhe hedhurinat nga industria ushqimore; ushqim i	4,227	4,324	4,500	4,975	5,428
24	Duhani dhe zevendesues të fabrikuar të duhanit	7,805	7,355	7,471	7,210	8,169
25	Kripe; sulfur; dhe dhe gure; gelqere dhe cemento	4,217	3,644	3,617	3,754	4,448
26	Minerale, skorje dhe hi	36	79	528	7	13
27	Lende të djegshme minerale, vajra minerale dhe produkte të	61,812	64,801	73,168	51,382	101,290
28	Kimikate inorganike; komponime organike ose inorganike të	1,667	1,778	1,552	2,022	2,774
29	Kimikate organike	1,415	1,791	1,605	1,677	1,700
30	Produkte farmaceutike	24,767	22,597	23,427	24,979	31,529
31	Pleheruesit	3,687	3,202	5,157	4,340	7,380
32	Ekstraktet ngjyrosese dhe tanike; taninet dhe derivatet e	3,718	3,966	4,396	4,548	5,576
33	Esencat vajore dhe rezinoidet; pergatitjet e parfumerise,	7,057	7,366	7,737	7,942	9,501
34	Sapunet, agjentet me veprim të siperfaqshem, preparatet	7,354	6,953	7,595	8,176	8,238
35	Substanca albuminoze; amidon të modifikuar; ngjites;	1,417	1,417	1,353	1,249	1,472
36	Eksplozivet; prodhimet piroteknike, shkrepsit, lidhjet	682	811	458	374	415
37	Produktet fotografike ose kinematografike	255	277	253	185	168
38	Produkte të ndryshme kimike	5,323	5,088	5,547	5,966	6,780
39	Plastikat dhe prodhimet prej plastike	24,926	26,124	23,187	23,958	32,060
40	Goma dhe artikujt prej saj	4,779	5,292	5,665	5,453	7,059
41	Lekure të përpunuara ose jo (ndryshe nga ato të pelicerise,	17,725	17,635	16,036	11,489	13,332
42	Artikujt prej lekure; objekte të shalimit dhe të kalerimit; mallra	1,200	1,204	1,220	1,105	1,554
43	Gezofet dhe gezofet artificiale; artikujt prej tyre	69	64	81	50	61
44	Druri dhe artikujt prej druri; qymyr druri	8,542	9,280	9,432	9,050	11,890
45	Tapa dhe artikujt prej tape	24	21	29	29	46
46	Punimet e kashtes, kallamave, xunkthit	26	26	32	37	46
47	Pulp druri dhe lende të tjera celulozike fibroze; mbetje ose	249	248	269	224	276
48	Leter dhe karton; artikujt prej pulpit të letres, letres ose	13,297	13,942	13,123	11,946	13,864
49	Librat, gazetatat, revistat, pikturat dhe produkte të tjera të	1,107	1,337	2,438	2,317	1,924
50	Mendafshi	39	75	66	29	50
51	Leshi, qimet e kafsheve, qofte të butra apo të ashpra, qime	620	760	803	608	620
52	Pambuku	6,575	6,248	6,195	5,376	6,357
53	Fibra të tjera tekstile vegjetale; fill prej letre dhe pelhura të	278	380	398	241	437
54	Filamentet artificiale	5,043	5,457	5,309	5,036	5,638
55	Fibrat themelore të bera nga njerezit	4,627	4,520	4,607	4,006	4,118
56	Mbushjet, shajaku dhe pelhura të paendura; fijet speciale,	2,307	2,417	2,262	3,349	3,343
57	Qilimat dhe mbulesit e tjere tekstile të dyshemesë	980	834	866	736	1,106
58	Pelhurat speciale të endura, pelhurat tekstile me xhufka;	2,025	2,254	2,033	1,959	2,789
59	Pelhurat tekstile të ngopura, të veshura, të mbuluara apo	4,999	4,808	4,934	4,286	5,573
60	Pelhura të endura me një apo shumë fije	6,094	7,113	6,385	5,184	7,281
61	Artikujt të veshjes dhe plotesues të tyre, të thurura	17,209	17,354	17,782	15,361	19,740
62	Artikujt të veshjes dhe plotesues të tyre, të endura	16,542	16,155	16,186	13,188	15,556
63	Artikujt të tjere tekstile të gatshem; grupet e artikujve	3,230	3,394	3,330	4,029	3,805
64	Veshjet e kembeve, gjynjaket dhe të ngjashme me to, pjesët	15,538	15,327	14,783	11,169	13,341
65	Veshjet e kokës dhe pjesët e tyre	672	719	889	636	863
66	Cadrat, cadrat e diellit, bastunet, kamzhiket, dhe pjesët e tyre	329	313	287	260	265
67	Pendet dhe puplat e pergatitura dhe artikujt prej tyre; lulet	152	179	170	126	175
68	Artikujt prej guri, allcie, cimentoje, asbesti, mike dhe	3,270	3,584	3,455	3,452	4,855
69	Produkte qeramike	7,848	7,515	8,016	8,055	10,733
70	Qelqi dhe qelqurinat	3,246	3,739	3,893	3,581	4,899
71	Perlat natyrale dhe të kultivuara, gure të cmuar dhe gjysem	1,390	1,730	1,638	1,935	3,571
72	Hekuri dhe celiku	23,522	26,664	26,201	29,269	47,336
73	Artikujt prej hekurit dhe celikut	18,707	16,361	17,160	15,396	16,027
74	Bakri dhe artikujt prej tij	868	872	860	889	1,612
75	Nikeli dhe artikujt prej tij	32	13	10	2	17
76	Alumini dhe artikujt prej tij	9,421	9,582	9,314	8,871	14,381
78	Plumbi dhe artikujt prej tij	104	28	93	75	188
79	Zinku dhe artikujt prej tij	219	249	234	383	606
80	Kallaji dhe artikujt prej tij	10	17	9	7	14
81	Metale të tjere baze; metaloqeramikat (lidhjet e forta);	83	81	112	70	108
82	Instrumentet prerese dhe veglat e punes, thikat, luget,	1,724	1,853	1,869	1,409	1,925
83	Artikujt të ndryshem me metale baze	7,732	8,097	7,366	6,910	9,454
84	Reaktoret berthamore, ngrohësat e ujit, makineri dhe pajisje	48,054	51,701	47,438	46,934	56,421
85	Makina elektrike, pajisje makinash elektrike dhe pjesët e	43,085	43,921	46,238	44,272	55,507
86	Lokomotivat, vagonet hekurudhore; materiale për	220	265	184	39	133
87	Mjete transporti të ndryshme nga ato hekurudhore dhe pjesët	43,186	46,535	45,228	42,707	56,931
88	Aeroplanet, anijet kozmike, dhe pjesët e tyre	32	109	29	221	1,011
89	Anijet, barkat dhe struktura lundrimi	289	804	423	257	957
90	Instrumenta dhe aparature optike, fotografike,	7,806	8,297	8,667	8,038	10,106
91	Oret e të gjitha llojeve dhe pjesët e tyre	364	338	315	288	455
92	Instrumentet muzikore; pjesët dhe aksesoret për këta artikuj	40	91	63	46	56
93	Armet dhe municionet; pjesët dhe aksesoret të tyre	2,102	616	279	96	1,969
94	Orendi mjeksor ose kirurgjikale; shtreter, dysheket,	7,572	7,875	7,678	7,889	10,129
95	Lodrat, pajisjet për lojra dhe sport; pjesët dhe aksesoret të tyre	2,385	2,317	2,221	2,240	3,669
96	Artikujt të ndryshem të prodhuar	4,565	4,604	4,367	4,123	4,437
97	Veprat e artit, pjesët koleksionesh dhe antikitet	105	37	12	8	29
99	Dispozita për klasifikime të vecanta	182	129	455	192	170
Totali		627,698	641,979	649,571	606,638	802,431

Në milion lekë

DESCRIPTION
LIVE ANIMALS
MEAT AND EDIBLE MEAT OFFAL
FISH AND CRUSTACEANS, MOLLUSCS AND OTHER AQUATIC INVERTEBRATE
DAIRY PRODUCE; BIRDS' EGGS; NATURAL HONEY; EDIBLE PRODUCTS OF AN
PRODUCTS OF ANIMAL ORIGIN, NOT ELSEWHERE SPECIFIED OR INCLUDED
LIVE TREES AND OTHER PLANTS; BULBS, ROOTS AND THE LIKE; CUT FLOWE
EDIBLE VEGETABLES AND CERTAIN ROOTS AND TUBERS
EDIBLE FRUIT AND NUTS; PEEL OF CITRUS FRUIT OR MELONS
COFFEE, TEA, MATÉ AND SPICES
CEREALS
PRODUCTS OF THE MILLING INDUSTRY; MALT; STARCHES; INULIN; WHEAT
OIL SEEDS AND OLEAGINOUS FRUITS; MISCELLANEOUS GRAINS, SEEDS AN
LAC; GUMS, RESINS AND OTHER VEGETABLE SAPS AND EXTRACTS
VEGETABLE PLAITING MATERIALS; VEGETABLE PRODUCTS NOT ELSEWHERE
ANIMAL OR VEGETABLE FATS AND OILS AND THEIR CLEAVAGE PRODUCTS;
PREPARATIONS OF MEAT, OF FISH OR OF CRUSTACEANS, MOLLUSCS OR O
SUGARS AND SUGAR CONFECTIONERY
COCOA AND COCOA PREPARATIONS
PREPARATIONS OF CEREALS, FLOUR, STARCH OR MILK; PASTRYCOOKS' PRO
PREPARATIONS OF VEGETABLES, FRUIT, NUTS OR OTHER PARTS OF PLANTS
MISCELLANEOUS EDIBLE PREPARATIONS
BEVERAGES, SPIRITS AND VINEGAR
RESIDUES AND WASTE FROM THE FOOD INDUSTRIES; PREPARED ANIMAL F
TOBACCO AND MANUFACTURED TOBACCO SUBSTITUTES
SALT; SULPHUR; EARTHS AND STONE; PLASTERING MATERIALS, LIME AND
ORES, SLAG AND ASH
MINERAL FUELS, MINERAL OILS AND PRODUCTS OF THEIR DISTILLATION; B
INORGANIC CHEMICALS; ORGANIC OR INORGANIC COMPOUNDS OF PRECI
ORGANIC CHEMICALS
PHARMACEUTICAL PRODUCTS
FERTILISERS
TANNING OR DYEING EXTRACTS; TANNINS AND THEIR DERIVATIVES; DYES,
ESSENTIAL OILS AND RESINOIDS; PERFUMERY, COSMETIC OR TOILET PREPA
SOAP, ORGANIC SURFACE-ACTIVE AGENTS, WASHING PREPARATIONS, LUB
ALBUMINOIDAL SUBSTANCES; MODIFIED STARCHES; GLUES; ENZYMES
EXPLOSIVES; PYROTECHNIC PRODUCTS; MATCHES; PYROPHORIC ALLOYS; C
PHOTOGRAPHIC OR CINEMATOGRAPHIC GOODS
MISCELLANEOUS CHEMICAL PRODUCTS
PLASTICS AND ARTICLES THEREOF
RUBBER AND ARTICLES THEREOF
RAW HIDES AND SKINS (OTHER THAN FURSKINS) AND LEATHER
ARTICLES OF LEATHER; SADDLERY AND HARNESS; TRAVEL GOODS, HANDBA
FURSKINS AND ARTIFICIAL FUR; MANUFACTURES THEREOF
WOOD AND ARTICLES OF WOOD; WOOD CHARCOAL
CORK AND ARTICLES OF CORK
MANUFACTURES OF STRAW, OF ESPARTO OR OF OTHER PLAITING MATERI
PULP OF WOOD OR OF OTHER FIBROUS CELLULOSIC MATERIAL; RECOVERE
PAPER AND PAPERBOARD; ARTICLES OF PAPER PULP, OF PAPER OR OF PAP
PRINTED BOOKS, NEWSPAPERS, PICTURES AND OTHER PRODUCTS OF THE
SILK
WOOL, FINE OR COARSE ANIMAL HAIR; HORSEHAIR YARN AND WOVEN FA
COTTON
OTHER VEGETABLE TEXTILE FIBRES; PAPER YARN AND WOVEN FABRICS OF
MAN-MADE FILAMENTS; STRIP AND THE LIKE OF MAN-MADE TEXTILE MAT
MAN-MADE STAPLE FIBRES
WADDING, FELT AND NONWOVENS; SPECIAL YARNS; TWINE, CORDAGE, RO
CARPETS AND OTHER TEXTILE FLOOR COVERINGS
SPECIAL WOVEN FABRICS; TUFTED TEXTILE FABRICS; LACE; TAPESTRIES; TR
IMPREGNATED, COATED, COVERED OR LAMINATED TEXTILE FABRICS; TEXT
KNITTED OR CROCHETED FABRICS
ARTICLES OF APPAREL AND CLOTHING ACCESSORIES, KNITTED OR CROCHE
ARTICLES OF APPAREL AND CLOTHING ACCESSORIES, NOT KNITTED OR CRO
OTHER MADE-UP TEXTILE ARTICLES; SETS; WORN CLOTHING AND WORN T
FOOTWEAR, GAITERS AND THE LIKE; PARTS OF SUCH ARTICLES
HEADGEAR AND PARTS THEREOF
UMBRELLAS, SUN UMBRELLAS, WALKING STICKS, SEAT-STICKS, WHIPS, RID
PREPARED FEATHERS AND DOWN AND ARTICLES MADE OF FEATHERS OR C
ARTICLES OF STONE, PLASTER, CEMENT, ASBESTOS, MICA OR SIMILAR MAT
CERAMIC PRODUCTS
GLASS AND GLASSWARE
NATURAL OR CULTURED PEARLS, PRECIOUS OR SEMI-PRECIOUS STONES, P
IRON AND STEEL
ARTICLES OF IRON OR STEEL
COPPER AND ARTICLES THEREOF
NICKEL AND ARTICLES THEREOF
ALUMINIUM AND ARTICLES THEREOF
LEAD AND ARTICLES THEREOF
ZINC AND ARTICLES THEREOF
TIN AND ARTICLES THEREOF
OTHER BASE METALS; CERMETS; ARTICLES THEREOF
TOOLS, IMPLEMENTS, CUTLERY, SPOONS AND FORKS, OF BASE METAL; PA
MISCELLANEOUS ARTICLES OF BASE METAL
NUCLEAR REACTORS, BOILERS, MACHINERY AND MECHANICAL APPLIANCE
ELECTRICAL MACHINERY AND EQUIPMENT AND PARTS THEREOF; SOUND F
RAILWAY OR TRAMWAY LOCOMOTIVES, ROLLING STOCK AND PARTS THERE
VEHICLES OTHER THAN RAILWAY OR TRAMWAY ROLLING STOCK, AND PAR
AIRCRAFT, SPACECRAFT, AND PARTS THEREOF
SHIPS, BOATS AND FLOATING STRUCTURES
OPTICAL, PHOTOGRAPHIC, CINEMATOGRAPHIC, MEASURING, CHECKING, E
CLOCKS AND WATCHES AND PARTS THEREOF
MUSICAL INSTRUMENTS; PARTS AND ACCESSORIES OF SUCH ARTICLES
ARMS AND AMMUNITION; PARTS AND ACCESSORIES THEREOF
FURNITURE; BEDDING, MATTRESSES, MATTRESS SUPPORTS, CUSHIONS AN
TOYS, GAMES AND SPORTS REQUISITES; PARTS AND ACCESSORIES THEREO
MISCELLANEOUS MANUFACTURED ARTICLES
WORKS OF ART, COLLECTORS' PIECES AND ANTIQUES
PROVISIONS FOR SPECIAL CLASSIFICATIONS

Tabela Nr 22 Përshkrimet e seksioneve të S H
Table No 22 Descriptions of H S Sections

Sections	Description	Chapters
I	Kafshet e gjalla produktet me origjine prej kafsheve	1-5.
II	Produktet vegjetale	6-14.
III	Vajra dhe dhjamra kafshore apo vegjetale etj	15
IV	Ushqime te pergatitura , pijet , uthullat,duhanet etj	16-24.
V	Produktet minerale	25-27.
VI	Produktet e industrise kimike dhe te industrise te lidhjeve	28-38.
VII	Plastikat dhe artikujt prej tyre gomat dhe artikujt prej saj	39-40.
VIII	Lekurat ,gezofet mallrat e udhetimit,cantat etj	41-43.
IX	Druri dhe artikujt prej tij qymyri, prodhimet e kashtes xunkth etj	44-46.
X	Brumi i drurit letra kartoni etj	47-49.
XI	Tekstilet dhe artikujt prej tyre	50-63.
XII	Veshjet e kembeve,kokes,cadrat,bastunet puplat,lulet artificialeetj	64-67.
XIII	Artikuj guri ,allcie.cimentoje,asbesti,qelqi,prodhimet e tij	68-70.
XIV	Perlat natyrale apo te kultivuara , guret e cmuar , gjysem te cmuar ,metalet e cmuar ,monedha etj	71
XV	Metalet baze dhe artikujt prej metaleve baze	72-83.
XVI	Makineri dhe pajisje mekanike,elektrike,regjistruesit dhe riprodhuesit e tingujve ,imazhit televiziv etj	84-85.
XVII	Mjetet e transportit,avionet,anijet, pajisjet e tyre	86-89.
XVIII	Instrumentat dhe aparatet optike,fotografike, kinematografike,mjekesore, instrumentat muzikore etj	90-92.
XIX	Armet dhe municionet ,pjeset dhe plotesuesit etj	93
XX	Artikujt e ndryshem te prodhuar	94-96.
XXI	Veprat e artit ,koleksionet ,antikat	97-98.

Tabela 23 Importi Total sipas Procedurave

Table 23 Total Import by Procedure

Procedures	Description	2020		2021		Description
		Volume/Ton	Value/mln lek	Volume/Ton	Value/mln lek	
4000	Import per konsum direkt pa procedure te meparshme	3,366,183	413,747	3,921,904	551,451	definitive import without previous procedure
4042	Vendosje ne arkullim te lire pas perjashtimit nga detyrimet dogaoore	200	88	207	52	Placement in free circulation after exemption from customs duty
4051	Import per konsum pas RPA me pezullim	84,267	2,657	115,895	5,180	import after inward processing with suspension
4053	Import per konsum pas RLP me perjashtim te plote	1,053	378	3,408	963	import after temporary importation with total exemption
4055	Import per konsum pas RLP me perjashtim te pjesshem	147	132	186	266	import after temporary importation with partial exemption
4056	Import per konsum pas ekspozitave ose panairve	0	0	2	3	import after exhibitions or fairs
4071	Import per konsum pas magazinimit doganor	272,654	31,502	316,306	43,462	import after customs warehousing regime
4078	Import per konsum pas vendosjes ne zone ose magazine te lire	354,107	16,380	218,635	15,105	import after free warehousing or free zones
4091	Import per konsum pas perpunimit nen kontrollin doganor			25	1	import for consumption after processing under customs control
4200	Import per konsum i mallrave te perjashtuara pa procedure te meparshme	8,468	5,709	16,333	13,794	import of exempted goods without previous procedure
4253	Import per konsum me perjashtim nga taksat per RLP	195	364	92	71	import of exempted goods after temporary importation
4271	Import per konsum i mallrave te perjashtuara pas magazines doganore	99	181	441	375	import of exempted goods after customs warehousing
4278	Import per konsum i mallrave te perjashtuara pas magazines se lire	457	39	1,322	162	import of exempted goods after free warehouse
4291				1	0	
4700	Qarkullim i lire me akcise te pezulluar	115,512	10,810	189,659	19,086	free circulation with Excise suspended
4751	Qarkullim i lire me akcise te pezulluar pas RPA me pezullim					free circulation with Excise suspended after inward processing suspension
4771	Qarkullim i lire me akcise te pezulluar pas magazinimit doganor	2	1	14	4	free circulation of Excise suspended after customs storage
4778	Qarkullim i lire me akcise te pezulluar pas magazines se lire	69,613	3,817	12,412	724	free flow with akcise suspended after free warehouse
4900	Import paraparak mallrave PP, Shkembim standart i garantuar	0	8	0	4	import of outward processing, standart exchange
5100	Import i perkohshem per RPA me pezullim	693,811	121,422	755,723	154,309	temporary importation for inward processing, suspension
5141	Transferim i mallrave nga RPA me rimbursim ne nje RPA me pezullim	1	1			transfer of goods from a refund inward processing to suspended inward processing
5151	Transferim i mallrave apo produkteve kompesuese nga RPA tek nje tjetër	25,150	6,299	40,798	7,736	transferral of goods among two inward processing regims
5171	Import per RPA pas magazinimit doganor	5,461	932	5,561	1,390	temporary importation for inward processing, after customs warehousing
5178	Futja e mallrave me RPA me pezullim nga magazina e lire	4,581	229	4,163	300	Introducing of suspension RPA goods from free warehouse
5300	Import i perkohshem per RLP me perjashtim te plote	16,139	2,330	19,903	4,121	temporary importation with total exemption
5353	Transferim i RLP me perjashtim te plote nga nje mbajtes tek nje tjetër	985	249	1,907	271	transfer of temporary admission regime with total exemption from a carrier to another
5356	Import i perkohshem me perjashtim te plote pas ekspozitave ose panairve			2	0	temporary import with complete exemption after exhibitions or fairs
5371	Import i perkohshem perjashtim i plote pas magazinimit doganor	114	67	1,076	1,267	temporary importation with total exemption after customs warehousing
5500	Import i perkohshem per RLP me perjashtim te pjesshem	12,816	18,694	2,194	1,313	temporary importation with partial exemption
5553	RLP me perjashtim te pjesshem pas RLP me perjashtim te plote					RLP with partial exception after of RLP with full exception
5555	Transferim nga mbajtësi tek persona te tjere RLP perjashtim i plote	21	106	0	2	transfer from holder to other temporary admission persons, complete exemption
5571	Import per RLP me perjashtim te pjesshem pas magazines doganore	91	152	82	138	Import for RLP partial suspension after customs warehouse
5600	Import i perkohshem per ekspozita pa procedure te meparshme	22	28	14	8	temporary importation for exhibitions or fairs without previous procedure
5671	Import i perkohshem per ekspozite pas magazinimit doganor					temporary import for exhibition after customs warehouse
6121	Ri-Importim i mallrave ne RPP	3,514	135	1,022	69	re importation under outward processing
6221	Operacione perpunimi ne vend te huaj	28	49	58	79	processing operations in a foreign country
6323	Ri-Importim i mallrave te rikthyera pa ndryshime	3,829	1,402	2,743	336	re importation of the returned goods without changes
6378	Ri importim i mallrave shqiptare nga magazina e lire					re importation of albanian goods from free warehouse
6525	Ri-Importim i mallrave te eksportuar per riparime	476	190	645	234	re importation of the repaired goods
6571	Riimportim nga eksporti per riparime pas magazinimit doganor	12	14	5	5	re-importation from export for repairs after customs warehousing
6910	Rikthim i mallrave te eksportuara definitivisht	1,542	349	2,576	321	re importation of exported goods (ex 1)
9100	Vendosje nen perpunim doganor pa procedure te meparshme					processing under customs control without previous procedure
9171	Perpunim nen kontroll doganor pas magazinimit doganore					processing under customs control after customs warehousing
9300	Asgjesimi i mallrave nen kontroll doganor	7	1	844	23	destruction of goods under processing under customs control regime
9351	Shkaterim i mallrave qe kane qene ne RPA pezullim	45,838	311	52,534	116	destruction of goods after inward processing / suspension
9353	Shkaterim i mallrave pas RLP me perjashtim te plote	13	0	0	0	destruction of goods after temporary admission with exemption
9371	Shkaterimi i mallrave qe kane qene ne magazine doganore	1	3	58	17	destruction of the goods that were in the customs warehouse
9451	Braktisje e mallit pas RPA	4	5			abandonment of goods after inward processing
9471	Braktisje e mallrave pas regjimit te magazines doganore			6	18	abandonment of goods after the customs warehouse regime
9600	Sistemim situatë ne zonen e lire per shkarkimin e tranzitit	233,987	507	510,573	537	arrangement of situation in the free zone for transit unloading
9678	Sistemim situatë pas hyrjes se mallrave ne magazine te lire	3,229	160	10,988	732	collation situation after entry of goods in free warehouse
9700	Diferenca ne matje	1,044	14	2,428	17	difference in measurement
9771	Diferenca ne matje	43	2	90	6	the difference in measurements
9778	Diferenca ne matje ne magazine te lire	1,699	76	398	21	the difference in measurements in a free warehouse
9900	Firo natyrore apo teknike	108	5	1,188	74	natural or technical firo
9951	Firo natyrore ose teknike e mallrave qe kane qene ne RPA pezullim	17,509	4	22,530	5	natural or technical losses of inward processing / suspension
9971	firo natyrore ose teknike e mallrave qe kane qene ne Magazine Doganore	55	2	9	1	natural or technical expected losses of the goods that were in the Customs Warehouse
9978	Firo natyrore ose teknike e mallrave qe kane qene ne Mag te Lire	1,638	69	148	7	natural or technical losses of goods in free warehousing
Totali		5,346,723	639,617	6,237,106	824,175	

Tabela Nr 24 Eksporti Total sipas Procedurës
Table No 24 Total Export by Procedure

Procedura	Përshkrimi	2020		2021		Description
		Volume/Ton	Value/mln lek	Volume/Ton	Value/mln lek	
1000	Eksport definitiv direkt	3,518,883	94,488	3,712,902	151,788	definitiv export
1023	Eksport definitiv pas eksportit te perkohshem per kthim pa ndryshime	4	1	75	5	definitive export after temporary exportation for return without changes
1025	Eksport definitiv pas eksportit te perkohshem per riparime	9	15	3	6	definitive export after temporary exportation for repair
1051	Eksport pas RPA me pezullim	9	0	22	1	export after active processing regime with suspension
1072	Eksport i mallrave shqiptare qe kane qene ne MagDog	8	11	9	27	definitive export of albanian goods after customs warehousing
2100	Eksport i perkohshem per RPP direkt pa procedure te meparshme	3,406	310	1,030	172	temporary exportation for outward processing, without previous procedure
2151	Perpunim pasiv i mallrave ne PA	77	48	75	64	passive processing of goods under active processing
2300	Eksport i perkohshem per kthim pa ndryshime pa procedure te meparshme	3,519	1,644	3,092	434	temporary exportation for return without changes without previous procedure
2500	Eksport i perkohshem i mallrave shqiptare per riparime	519	835	775	1,907	temporary exportation of albanian goods for repair
2553	Eksport i perkohshem per riparime i mallrave qe jane ne RLP	1	1	3	3	temporary exportation for repair of the goods under temporary importation
2555	Eksport i perkohshem per riparime i mallrave qe jane ne RLP perjashtim i pjeshsem	1	2	27	12	temporary exportation for repair of the goods under temporary importation partial exemption
2571	Eksport i perkohshem per riparime i mallrave jane ne magazine Doganore	0	1			temporary exportation for repair of the goods which are in customs warehouses
3100	Kthim ne origjine pa procedure te meparshme	49,639	2,241	18,711	1,675	return to origine country without previous procedure
3140	Riekportim pas Importimit per konsum te brendshem	7,801	610	10,998	1,032	reexport after definitive import
3141	Ri-eksportim pas RPA me rimbursim	2	0			re export after inward processing with drawback
3151	Ri-eksportim pas RPA me pezullim	517,253	173,599	599,477	214,224	re export after inward processing with suspension
3153	Ri-eksportim pas Importimit me RLP me perjashtim te plote	16,049	3,375	19,101	3,698	re export after temporary importation with total exemption
3155	Ri-eksportim pas RLP me perjashtim te pjesshem	16,614	19,727	2,049	1,260	re export after temporary importation with partial exemption
3156	Ri-eksportim pas ekspozitave ose panairave	21	26	17	12	re export after exhibitions or fairs
3171	Ri-eksportim pas hyrjes ne MagDog i mallrave jo shqiptare	130,697	12,656	148,638	16,551	re exportation of non albanian goods under customs warehousing regime
3178	Ri-eksportim pas vendosjes ne magazina ose zona te lira	984,578	30,156	643,680	98,790	re exportation after customs warehousing or free zones
Total		5,249,089	339,747	5,160,683	491,661	

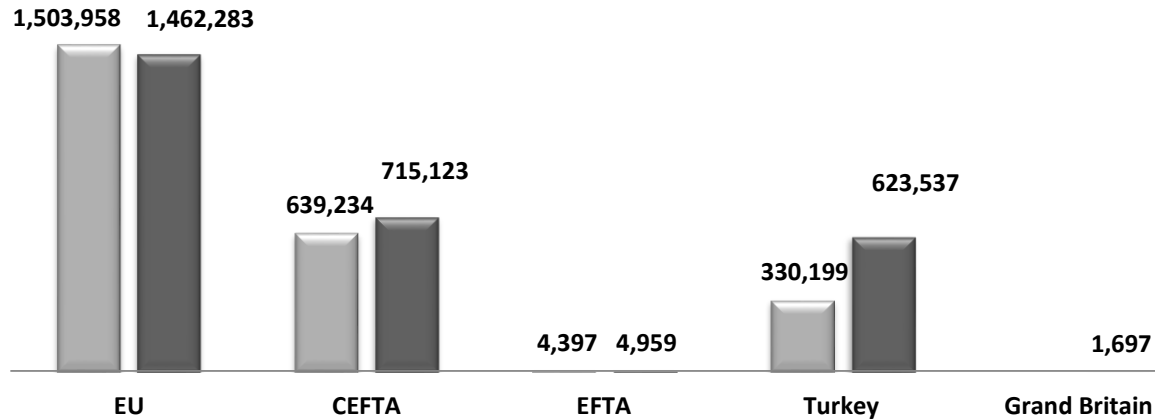
Tabela 25 Marrëveshjet e Tregtisë të Lirë Import

Table 25 Free Trade Agreements Import

Grupimet	2020				States	2021			
	MTL Volume/Ton	MTL Value/mln lek	Total Volume/Ton	Total Value/mln lek		FTA Volume/Ton	FTA Value/mln lek	Total Volume/Ton	Total Value/mln lek
BE	1,503,958	208,901	2,322,611	351,391	EU	1,462,283	248,974	2,385,610	436,058
CEFTA	639,234	29,294	862,809	45,441	CEFTA	715,123	38,696	893,241	66,522
EFTA	4,397	774	33,656	11,231	EFTA	4,959	1,517	23,372	13,435
Turqia	330,199	46,646	496,238	58,035	Turkey	623,537	70,944	768,532	86,263
Britania e Madhe			6,022	5,181	Grand Britain	1,697	471	9,092	6,456
Totali	2,477,789	285,616	3,721,335	471,279	Totals	2,807,597	360,602	4,079,847	608,733

FTA Goods Import / Volume Ton 2020-2021

■ FTA Volume 2020 ■ FTA Volume 2021



FTA Goods Import / Value mln Lek 2020-2021

■ FTA Value 2020 ■ FTA Value 2021

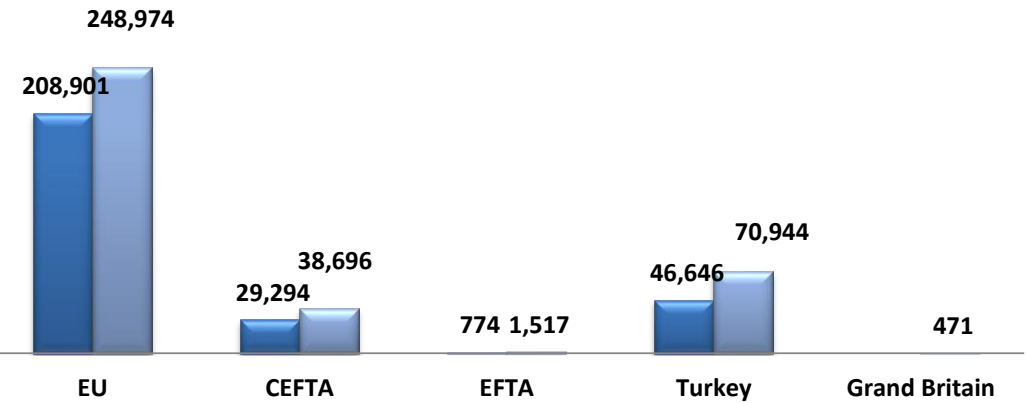


Tabela 26 Marrëveshjet e Tregtisë së Lirë Eksport

Table 26 Free Trade Agreements Export

Grupimet	2020				States	2021			
	MTL Volume/Ton	MTL Value/mln lek	Total Volume/Ton	Total Value/mln lek		FTA Volume/Ton	FTA Value/mln lek	Total Volume/Ton	Total Value/mln lek
BE	437,814	126,337	1,346,695	202,709	EU	539,881	157,997	1,563,973	266,651
CEFTA	1,462,152	29,852	2,347,885	48,208	CEFTA	1,519,697	45,897	2,300,011	68,845
EFTA	747	162	3,741	757	EFTA	504	132	13,172	2,724
Turqia	17,192	2,400	20,320	5,516	Turkey	57,174	4,978	59,506	4,186
Britania e Madhe			3,249	345	Grand Britain	880	319	3,672	1,046
Totali	1,917,906	158,751	3,718,641	257,191	Totals	2,117,256	209,003	3,936,662	342,406

