



**General Directorate of Customs
Fiscal Analyses Unit**

BULETINI FISKAL SHTATOR 2021

**FISCAL BULLETIN
SEPTEMBER 2021**

Tel ++ 355 4 2 264 913

Përmbajtja
Content

Të Ardhurat Doganore në Total dhe sipas zërave

Customs Revenues

1. Realizimi i të Ardhurave Doganore (Taksë doganore, Akcisë, Tvsh, Rentë minerare, etj.)
Customs Revenues (Customs Duty, Excise, VAT, Mineral Royalty, etc.)
2. Realizimi i të Ardhurave Doganore në vite
Customs Revenues in years
3. Taksa Doganore në vite
Customs Duty in years
4. Akcisa në vite
Excise in years
5. Tvsh në vite
VAT in years
6. Renta minerare në vite
Mineral Royalty in years
7. Niveli mesatar i Taksës Doganore në vite
Average Tariff Rate in years

Volumi i Importeve në Vlerë

Value of Imports

8. Vlera e importeve sipas muajve
Value of imports by months
9. Vlera e importeve në vite
Value of imports in years
10. Importi i Taksuar në vite
Taxable imports in years
11. Importi i Pataksuar në vite
Untaxable Imports in years
12. Importi me Regjim Perpunimi Aktiv në vite
Import under inèard processing in years
13. Kursi i këmbimit të dollarit amerikan kundrejt lekut
Exchange rate USD/Lek
14. Kursi i këmbimit të Euros kundrejt lekut
Exchange rate Euro/Lek

Mallrat Kryesore të Akcisës dhe Mallrat që zënë peshën kryesore në Totalin e të Ardhurave

Main Excise Commodities and Main Imports Revenues Collected

15. Mallrat Kryesore të Akcizës (Cigare, Birrë, Kafe, Karburant)
Main Excise Commodities by months(Cigarette, Beer, Fuel, Coffee)
16. Importi i Kafes, Birrës, Cigareve, Karburantit në Vite
Main Excise Commodities by years (Coffee, Beer, Cigarette, Fuel)
17. Mallrat që zënë peshën kryesore në Totalin e Të Ardhurave
Main Imports Revenues Collected

Tabela 2 Realizimi i të Ardhurave Doganore në vite

Table 2 Customs Revenues in years

Në milion lekë

Muajt	2017	2018	2019	2020	2021	Months
Janar	9,235	11,361	10,604	11,267	11,575	January
Shkurt	10,952	11,440	11,704	12,381	12,223	February
Mars	13,224	13,408	13,271	10,945	14,478	March
Prill	12,661	12,703	13,783	8,966	14,580	April
Maj	13,444	13,792	14,246	11,156	15,055	May
Qershor	14,415	13,818	13,904	13,253	16,875	June
Korrik	14,423	14,727	15,865	14,316	17,160	July
Gusht	14,950	14,753	15,825	13,640	17,335	August
Shtator	13,166	12,907	13,009	13,496	16,859	September
Progresivi	116,471	118,909	122,209	109,419	136,139	Total

Nuk janë të zbritura Rimbursimet e Akcizës

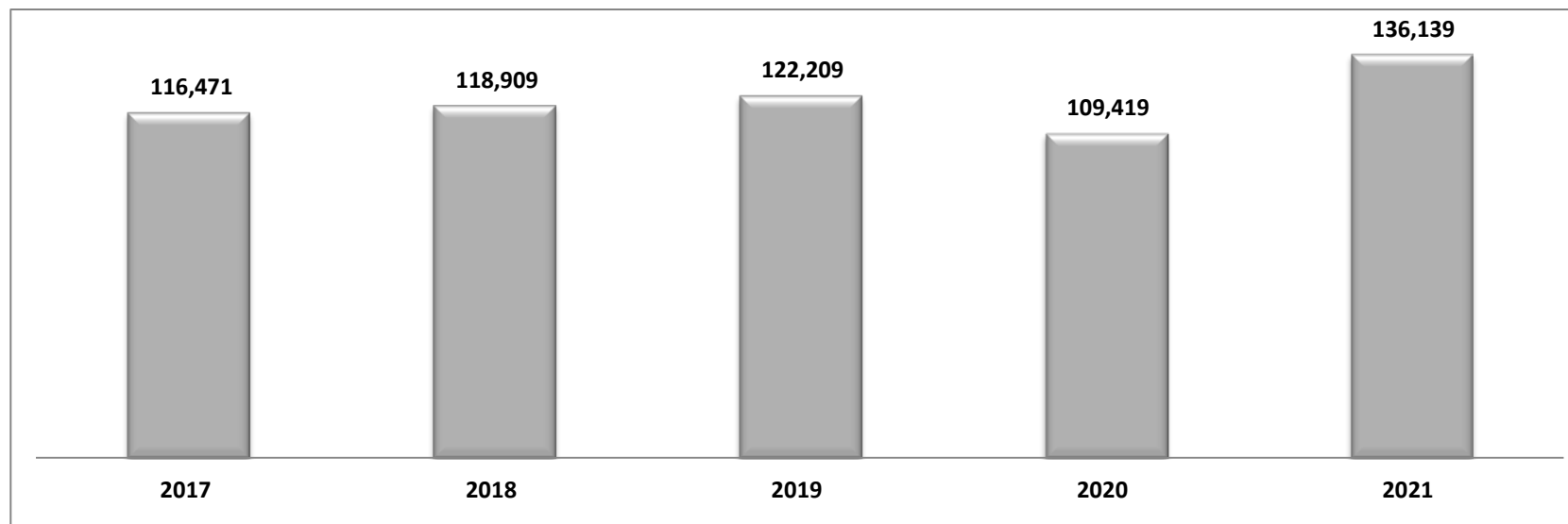


Tabela 3 Taksa Doganore në vite

Table 3 Customs Duty in years

Në milion Lekë

Muajt	2017	2018	2019	2020	2021	Months
Janar	414	418	410	451	458	January
Shkurt	450	459	430	503	479	February
Mars	494	523	571	405	569	March
Prill	482	467	555	373	564	April
Maj	636	564	592	514	604	May
Qershor	559	529	559	562	647	June
Korrik	615	590	630	587	716	July
Gusht	617	541	579	550	676	August
Shtator	507	467	478	513	653	September
Progresivi	4,774	4,559	4,804	4,460	5,367	Total

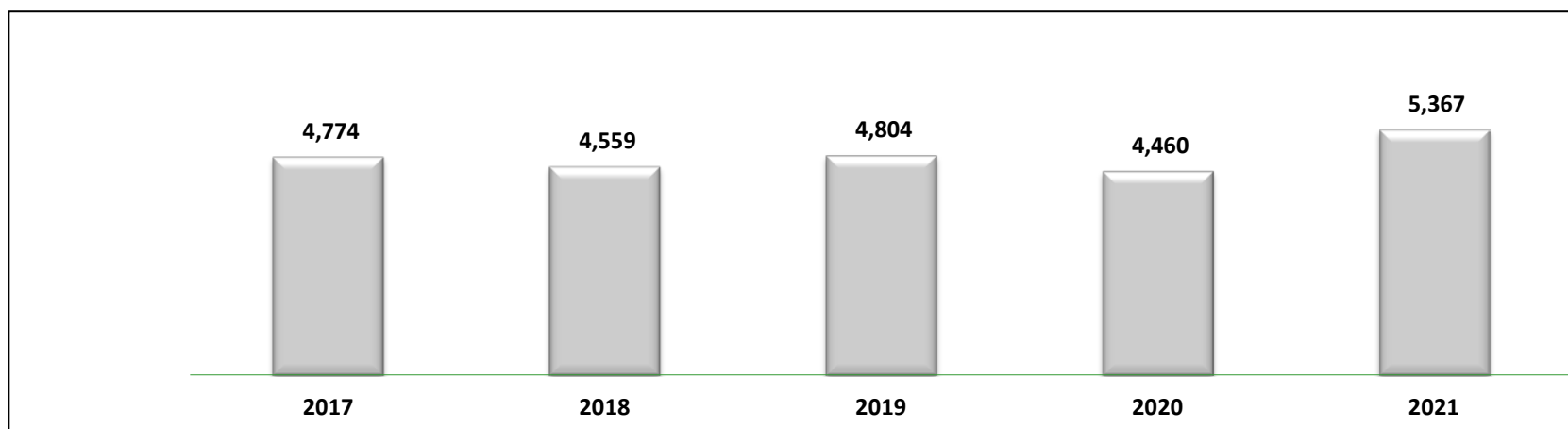
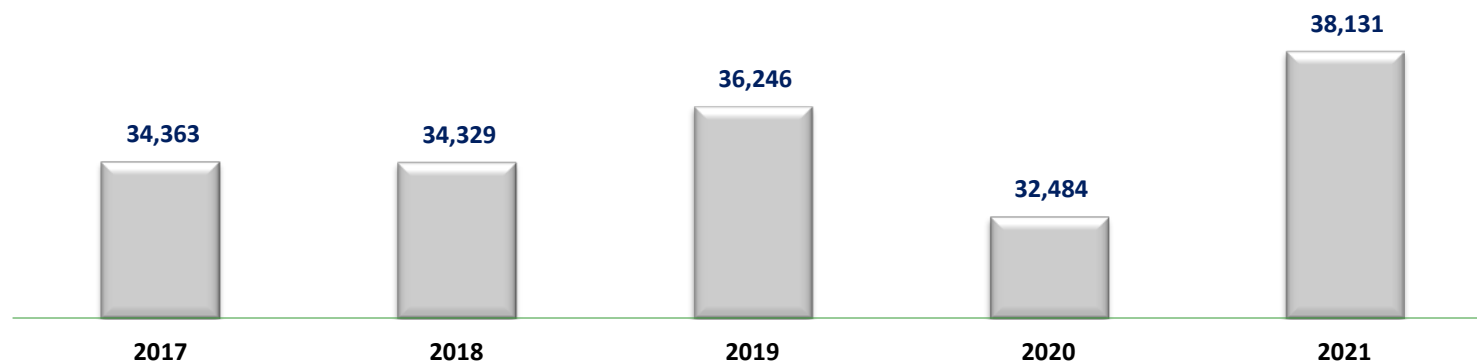


Tabela 4 Akciza në vite

Table 4 Excise in years

Në milion Lekë

Muajt	2017	2018	2019	2020	2021	Months
Janar	2,795	3,044	3,101	3,446	3,186	January
Shkurt	3,003	3,207	3,269	3,329	3,422	February
Mars	3,600	3,434	3,840	3,512	3,764	March
Prill	3,688	3,467	3,689	2,421	3,703	April
Maj	3,851	3,707	3,891	3,201	4,318	May
Qershor	4,485	4,236	4,327	3,992	4,901	June
Korrik	4,294	4,384	4,861	4,220	4,853	July
Gusht	4,915	5,060	5,309	4,415	5,477	August
Shtator	3,733	3,790	3,960	3,949	4,507	September
Progresivi	34,363	34,329	36,246	32,484	38,131	Total



Shënim :

Tabela 5 Tvsh në vite
Table 5 VAT in years

Në milion lekë

Muajt	2017	2018	2019	2020	2021	Months
Janar	5,775	7,665	6,893	7,124	7,683	January
Shkurt	7,310	7,505	7,849	8,330	8,130	February
Mars	8,983	9,197	8,684	6,833	9,958	March
Prill	8,140	8,514	9,340	6,122	10,137	April
Maj	8,817	9,260	9,477	7,360	9,879	May
Qershor	9,234	8,855	8,856	8,569	11,140	June
Korrik	9,357	9,580	10,195	9,344	11,394	July
Gusht	9,251	8,987	9,788	8,552	11,055	August
Shtator	8,729	8,453	8,323	8,867	11,500	September
Progresivi	75,597	78,015	79,405	71,100	90,876	Total

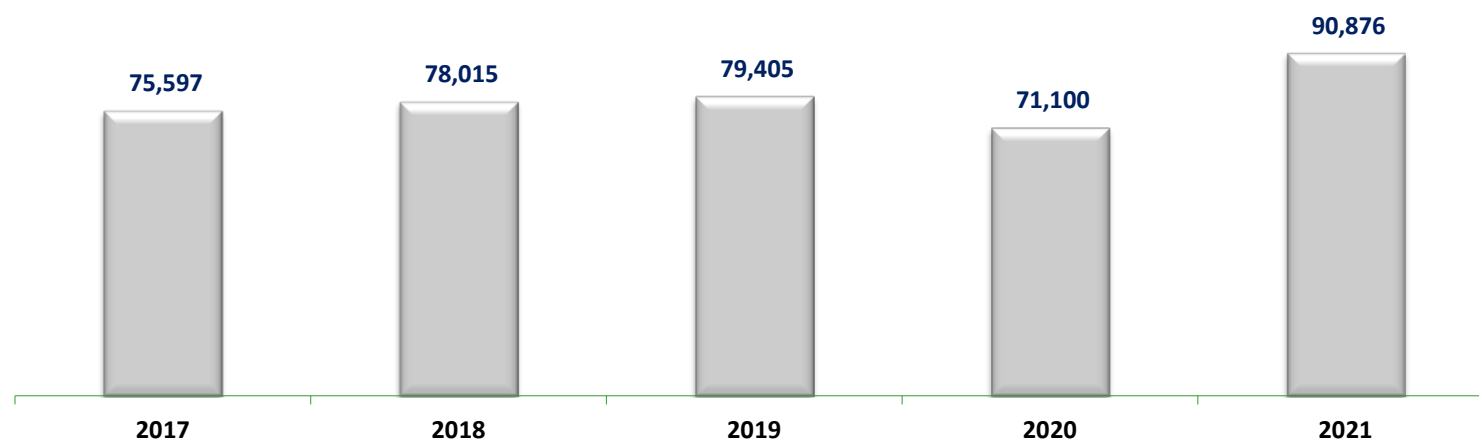


Tabela 6 Renta Minerare në vite
Table 6 Mineral Royalty in years

Në milion Lekë

Muajt	2017	2018	2019	2020	2021	Months
Janar	250	234	201	246	247	January
Shkurt	188	269	155	219	191	February
Mars	147	255	176	196	187	March
Prill	352	255	199	49	175	April
Maj	141	261	286	81	255	May
Qershor	138	198	162	130	187	June
Korrik	158	173	178	164	197	July
Gusht	167	165	148	123	127	August
Shtator	197	198	247	167	199	September
Progresivi	1,738	2,008	1,754	1,375	1,765	Total

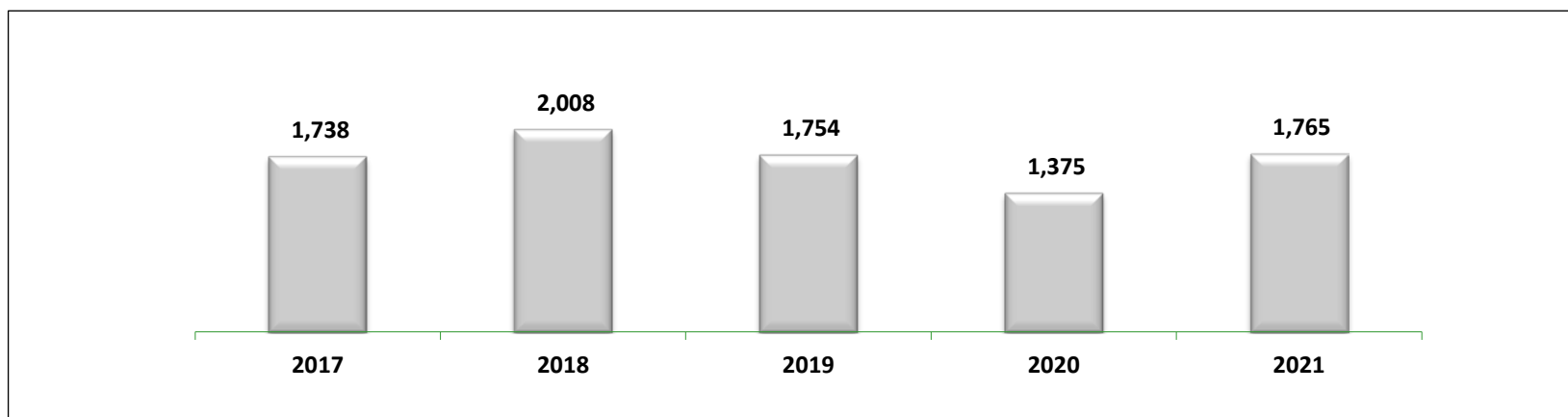


Tabela 7 Niveli mesatar i taksës doganore në vite

Table 7 Average Tariff Rate in years

Muajt	2017	2018	2019	2020	2021	Months
Janar	1.48	1.52	1.16	1.39	1.28	January
Shkurt	1.35	1.31	1.29	1.28	1.17	February
Mars	1.30	1.19	1.36	1.22	1.12	March
Prill	1.15	1.20	1.43	1.15	1.12	April
Maj	1.58	1.35	1.40	1.48	1.29	May
Qershor	1.36	1.20	1.40	1.40	1.22	June
Korrik	1.54	1.38	1.42	1.34	1.33	July
Gusht	1.53	1.27	1.44	1.39	1.30	August
Shtator	1.31	1.11	1.21	1.24	1.19	September
Niveli mesatar	1.40	1.27	1.35	1.32	1.22	Average tariff rate

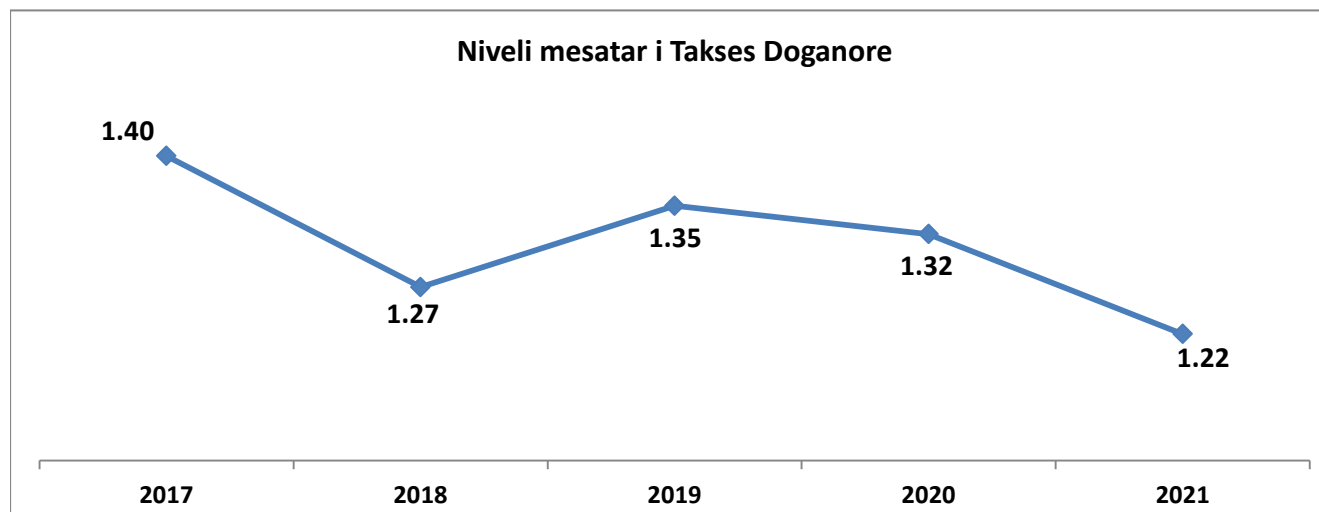


Tabela 8 Vlera e Importeve sipas muajve

Table 8 Value of imports by months

Në milion lekë

Muajt	Import		Import i Taksuar		Import i Pataksuar		Përpunim Aktiv		Të Tjera		Months
	Vlera		Vlera	%	Vlera	%	Vlera	%	Vlera	%	
Janar	46,129		35,919	77.9	391	0.8	9,114	19.8	705	1.5	January
Shkurt	54,321		40,918	75.3	1,515	2.8	10,713	19.7	1,175	2.2	February
Mars	66,328		50,653	76.4	1,288	1.9	12,834	19.3	1,553	2.3	March
Prill	66,212		50,513	76.3	853	1.3	12,015	18.1	2,830	4.3	April
Maj	64,417		46,914	72.8	837	1.3	14,536	22.6	2,130	3.3	May
Qershor	69,482		53,025	76.3	1,013	1.5	13,719	19.7	1,725	2.5	June
Korrik	73,425		53,994	73.5	3,710	5.1	13,903	18.9	1,819	2.5	July
Gusht	62,869		51,840	82.5	694	1.1	8,771	14.0	1,564	2.5	August
Shtator	71,039		54,759	77.1	813	1.1	13,485	19.0	1,982	2.8	September
Progresivi	574,222		438,536	76.4	11,114	1.9	109,089	19.0	15,483	2.7	0

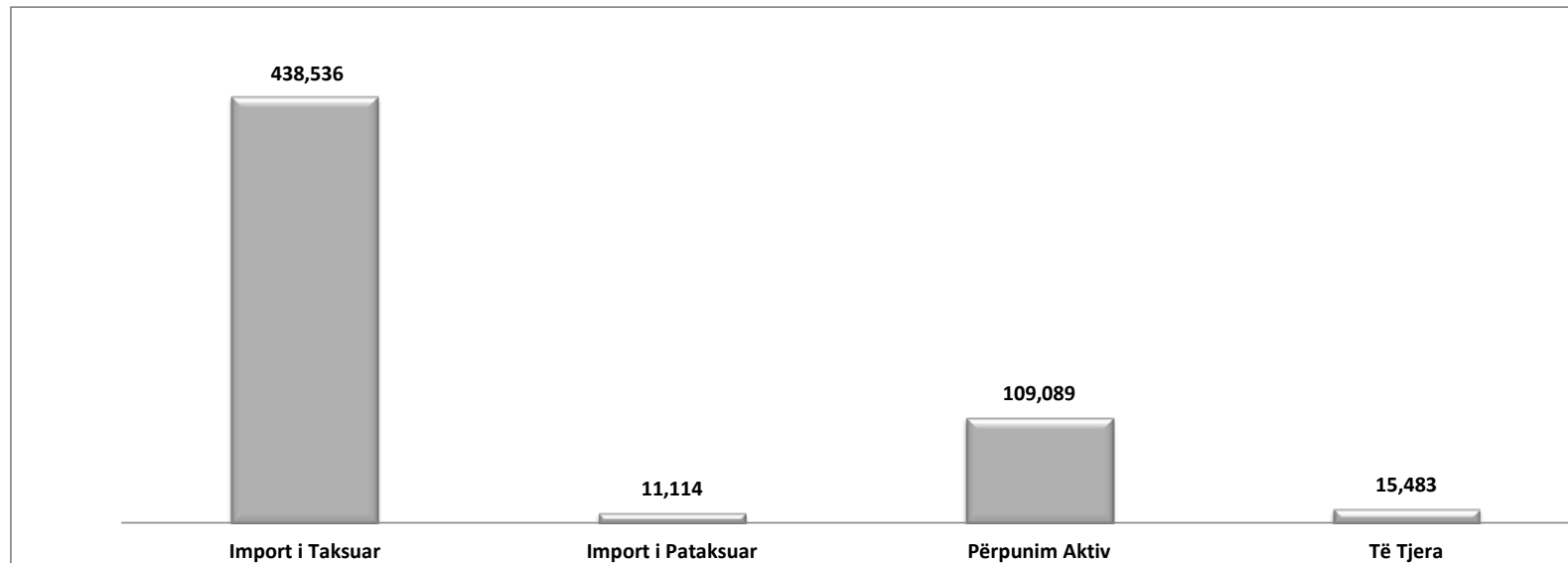


Tabela 9 Vlera e Importeve në vite

Table 9 Value of Imports in years

Në milion lekë

Vitet	2017	2018	2019	2020	2021	Years
Importi I Taksuar	341,518	359,011	356,027	337,443	438,536	Taxable imports
Importi I Pataksuar	4,528	5,841	13,962	4,979	11,114	Untaxable imports
Importi me RPA	77,089	88,656	98,570	87,160	109,089	Import under inward processing
Të tjera Importe	16,580	20,881	20,875	25,778	29,055	Other imports
Totali I Importeve	439,715	474,389	489,434	455,360	587,794	Total of imports

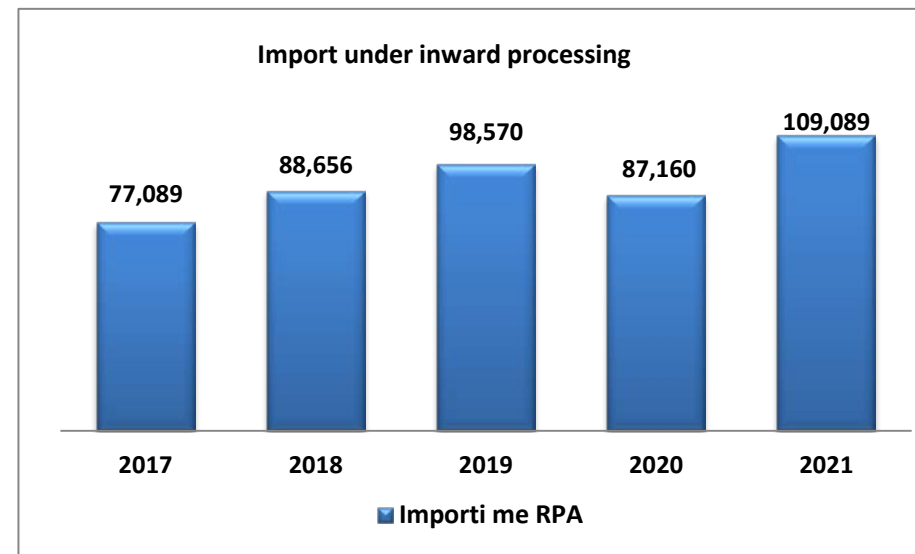
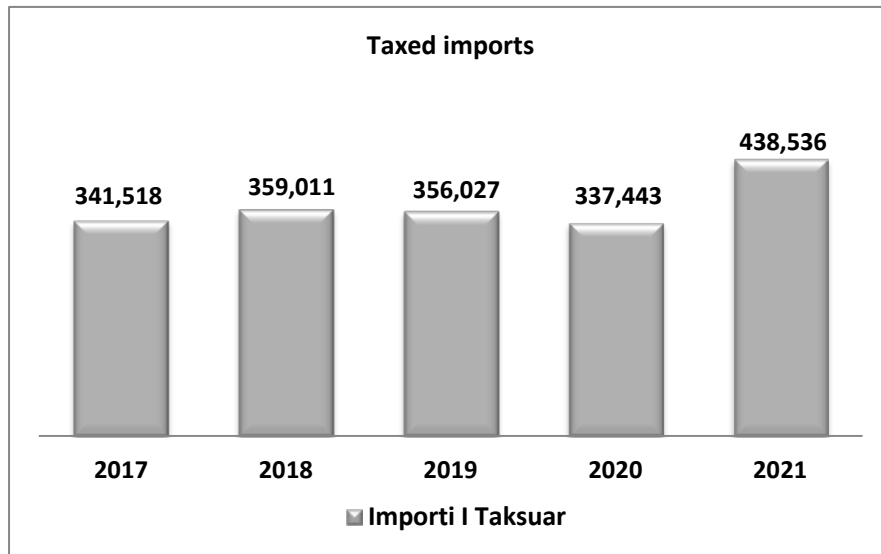


Tabela 10 Importi i Taksuar në vite
Table 10 Taxable imports in years

Në milion lekë

Muajt	2017	2018	2019	2020	2021	Months
Janar	27,993	27,499	35,206	32,536	35,919	January
Shkurt	33,256	35,129	33,346	39,408	40,918	February
Mars	38,119	43,913	42,104	33,062	50,653	March
Prill	41,772	38,915	38,858	32,600	50,513	April
Maj	40,245	41,882	42,279	34,790	46,914	May
Qershor	41,042	44,165	40,015	40,220	53,025	June
Korrik	40,030	42,748	44,532	43,777	53,994	July
Gusht	40,315	42,552	40,302	39,663	51,840	August
Shtator	38,746	42,209	39,384	41,387	54,759	September
Progresivi	341,518	359,011	356,027	337,443	438,536	Total

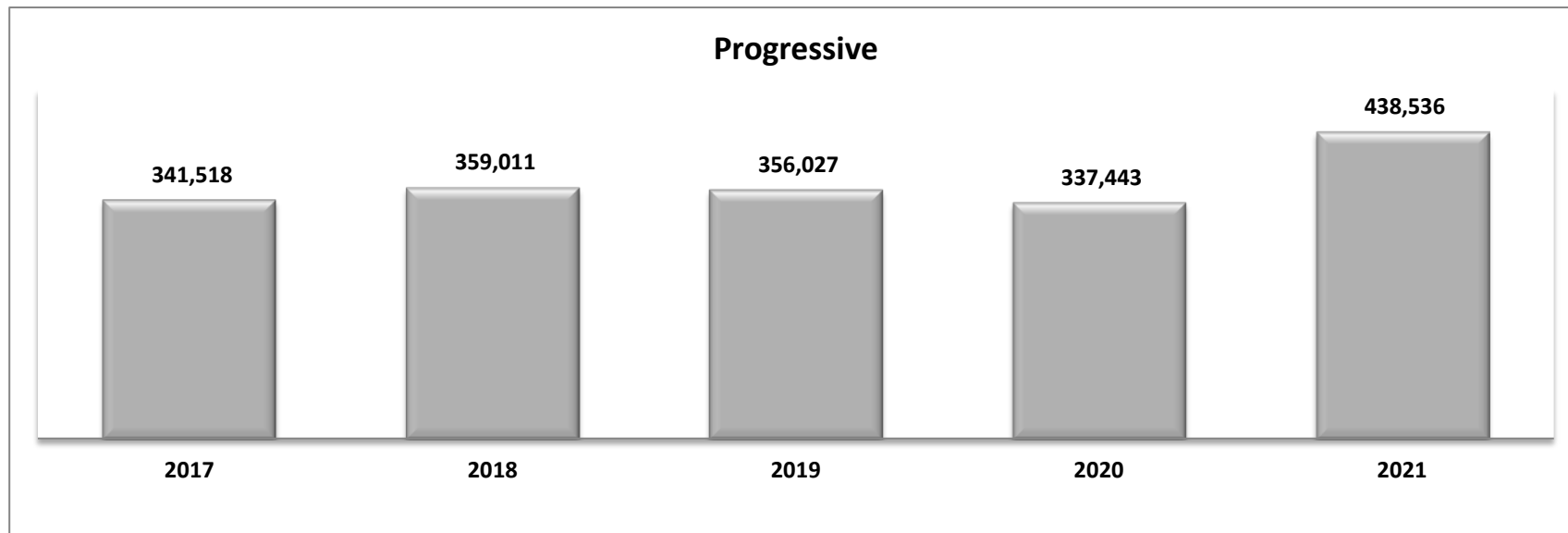


Tabela 11 Importi i Pataksuar në Vite
Table 11 Not Taxable Imports in years

Në milion lekë

Muajt	2017	2018	2019	2020	2020	Months
Janar	314	363	717	580	391	January
Shkurt	215	612	1,911	552	1,515	February
Mars	731	481	1,852	270	1,288	March
Prill	222	1,007	1,894	499	853	April
Maj	516	676	1,932	865	837	May
Qershor	701	657	2,105	356	1,013	June
Korrik	859	496	1,360	405	3,710	July
Gusht	614	568	1,040	709	694	August
Shtator	355	981	1,152	742	813	September
Progresivi	4,528	5,841	13,962	4,979	11,114	Total

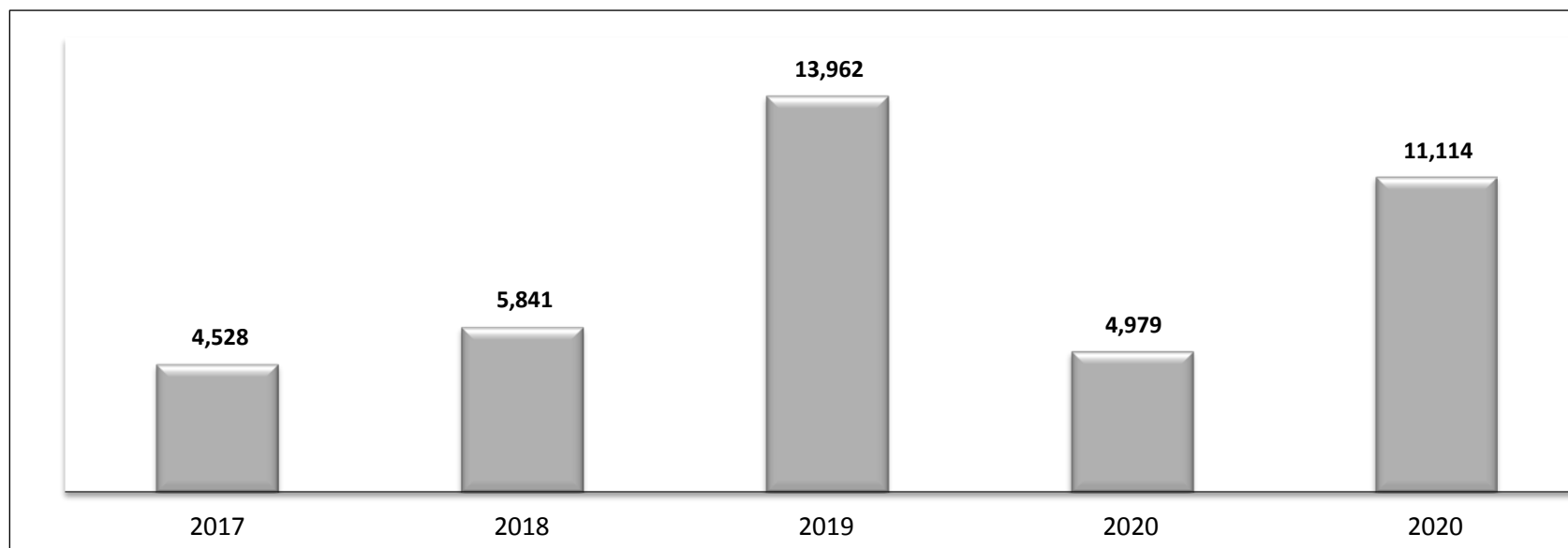


Table 12 Import I Përpnimit Aktiv në Vite

Table 12 Import Under Inward processing in years

Në milion lekë

Muajt	2017	2018	2019	2020	2020	Months
Janar	6,752	7,198	9,075	8,923	9,114	January
Shkurt	8,146	8,565	10,954	11,821	10,713	February
Mars	8,059	9,578	11,700	8,763	12,834	March
Prill	9,600	10,009	11,906	5,783	12,015	April
Maj	10,608	12,429	12,812	9,283	14,536	May
Qershor	10,432	12,443	12,085	11,575	13,719	June
Korrik	9,907	11,833	12,011	12,486	13,903	July
Gusht	5,359	6,454	7,383	8,124	8,771	August
Shtator	8,225	10,148	10,644	10,404	13,485	September
Progresivi	77,089	88,656	98,570	87,160	109,089	Total

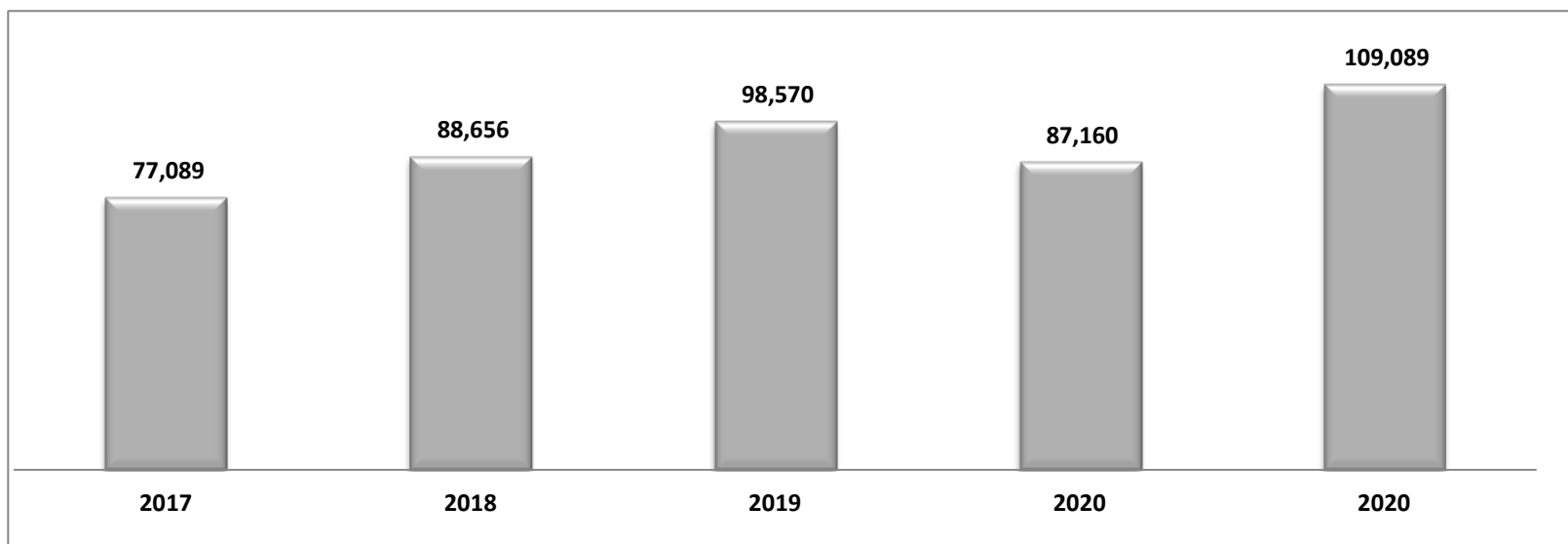


Tabela 13 Kursi i këmbimit të dollarit amerikan kundrejt lekut

Table 13 Exchange rate USD/Lek

Muajt	2017	2018	2019	2020	2021	Months
Janar	128.17	111.1	107.82	108.64	100.84	January
Shkurt	127.37	107.26	108.58	110.71	101.97	February
Mars	127.45	108.12	110.51	111.38	101.99	March
Prill	127.34	105.80	111.67	118.75	104.91	April
Maj	123.55	106.28	110.09	113.55	101.89	May
Qershor	119.99	107.61	109.97	111.76	100.96	June
Korrik	116.31	108.13	107.69	110.95	103.1	July
Gusht	113.39	107.27	109.07	105.61	102.32	August
Shtator	112.29	108.19	110.59	104.33	103.14	September
Kursi mesatar	121.76	107.75	109.55	110.63	102.35	Average rate

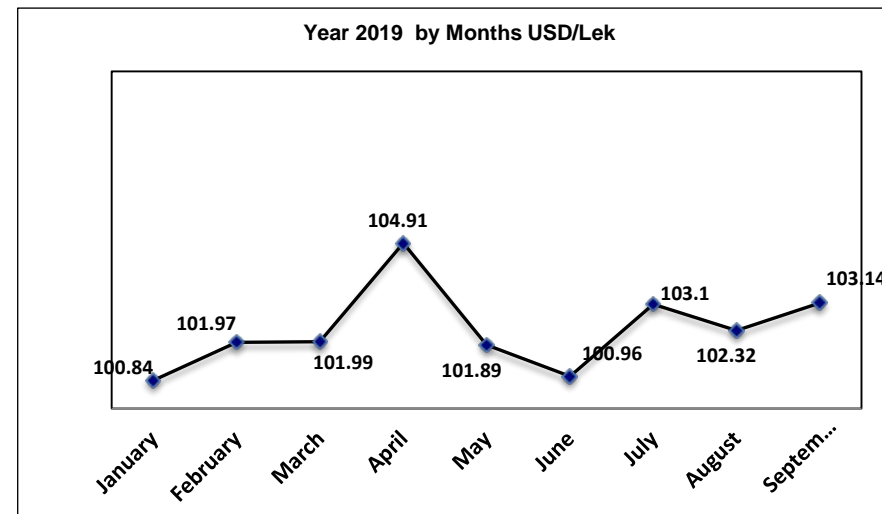
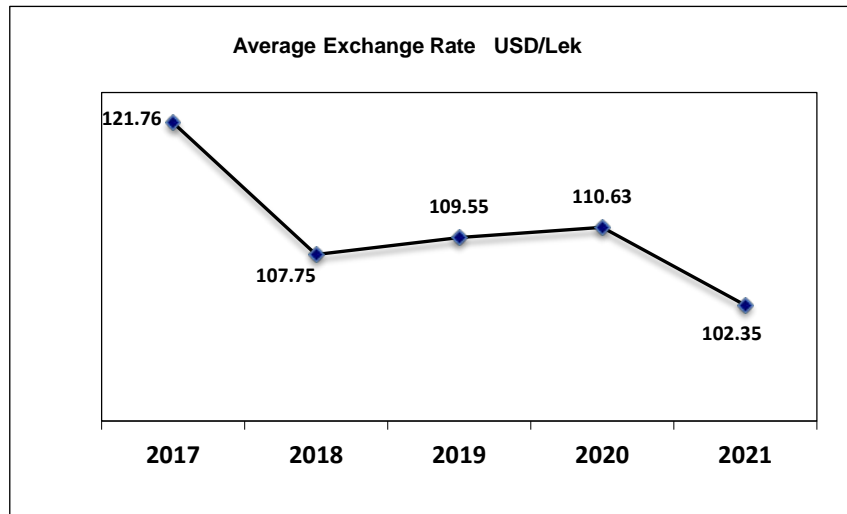
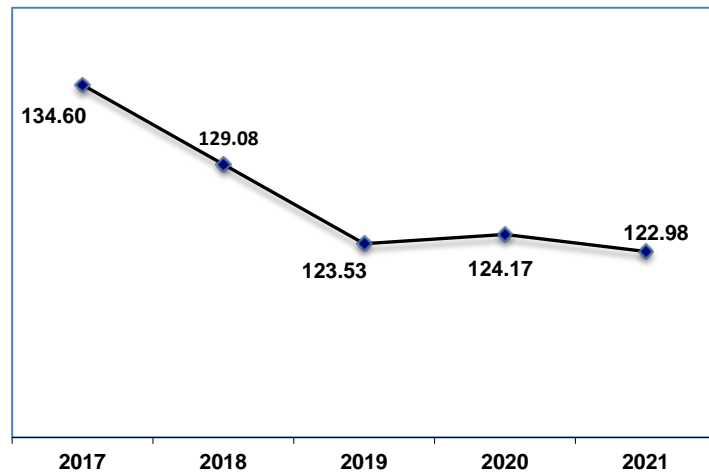


Tabela 14 Kursi i këmbimit të Euros kundrejt lekut
Table 14 Exchange rate Euro/Lek

Muajt	2017	2018	2019	2020	2021	Months
Janar	135.23	132.95	123.42	121.77	123.70	January
Shkurt	136.39	133.44	124.64	122.13	123.61	February
Mars	135.08	132.23	125.92	122.74	123.67	March
Prill	136.13	130.44	125.34	130.66	123.16	April
Maj	135.33	128.74	123.38	123.49	123.19	May
Qershor	134.19	125.93	122.63	124.33	123.05	June
Korrik	132.59	125.93	122.65	124.34	122.67	July
Gusht	132.98	125.76	121.64	123.95	121.8	August
Shtator	133.50	126.27	122.12	124.09	121.95	September
Kursi mesatar	134.60	129.08	123.53	124.17	122.98	Average rate

Average Exchange Rate Euro/Lek



Year 2016 by Months Euro/Lek

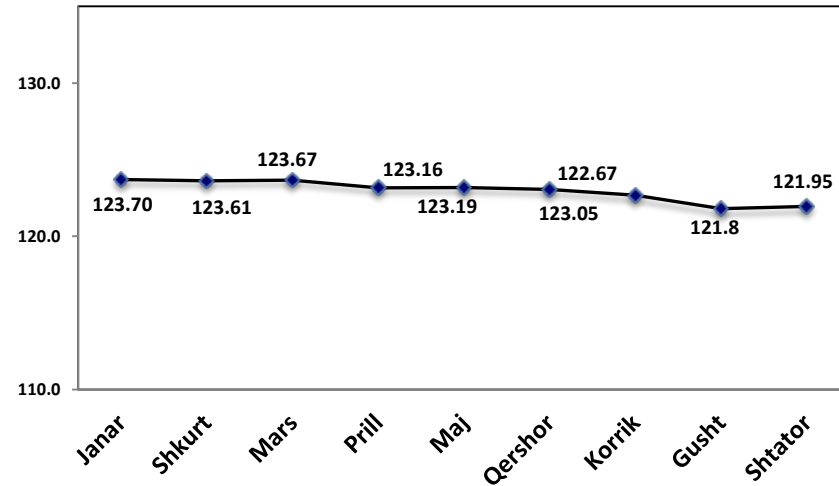


Tabela 15 Mallrat kryesore të Akcisës sipas muajve (Cigare, Birrë, Karburante, Kafe)

Table 15 Main Excise Commodities by months(Cigarette, Beer,Fuel,Coffee)

Muajt	Cigare	Birrë	Karburante	Kafe	Months
	Cigarette	Beer	Fuel	Coffee	
	Sasia ne Ton	Sasia ne 000/litra	Sasia ne ton	Sasia ne Ton	
Janar	198	1,343	39,753	693	January
Shkurt	199	1,635	39,607	435	February
Mars	200	2,620	46,660	862	March
Prill	197	3,911	49,105	767	April
Maj	220	4,056	54,056	713	May
Qershor	271	5,366	56,133	662	June
Korrik	296	6,951	56,775	937	July
Gusht	311	7,184	66,654	676	August
Shtator	254	5,275	53,012	877	September
Progresivi	2,145	38,341	461,754	6,623	Total

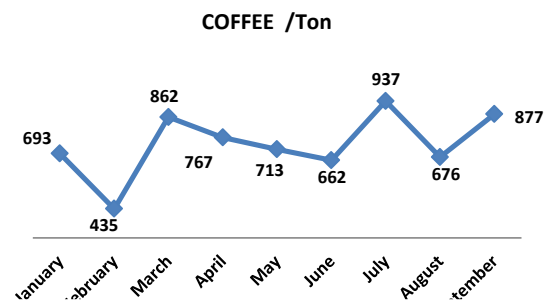
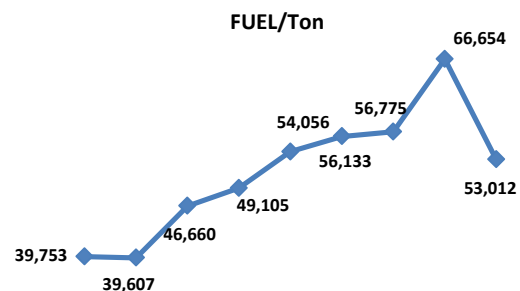
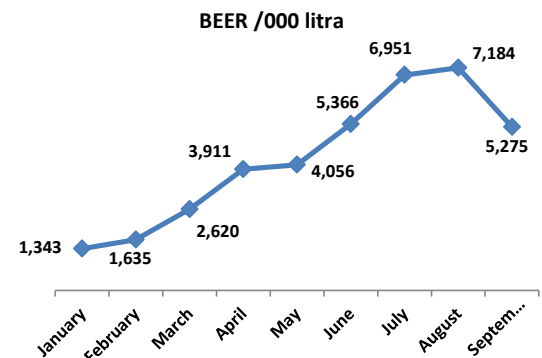
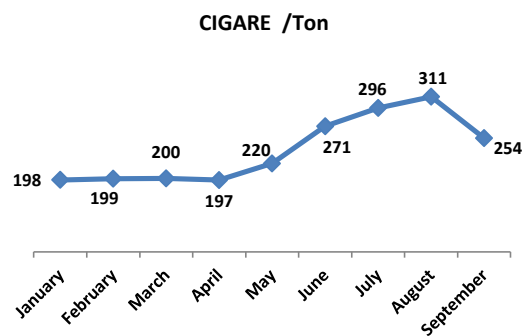


Tabela 16 Mallrat kryesore të Akcisës sipas viteve (Kafe, Birrë, Cigare, Karburante)

Table 16 Main Excise Commodities by years (Coffee, Beer, Cigarette, Fuel)

	Kafe Coffee	Birrë Beer	Cigare Cigarette	Karburante Fuel	
Vitet	Sasia/Ton	Sasia/ 000/Litra	Sasia/Ton	Sasia/ Ton	Vitet
2017	6,198	31,549	2,261	292,038	2017
2018	6,857	32,796	2,106	378,163	2018
2019	6,270	34,536	2,173	382,566	2019
2020	5,782	32,161	1,913	387,096	2020
2021	6,623	38,341	2,145	461,754	2021

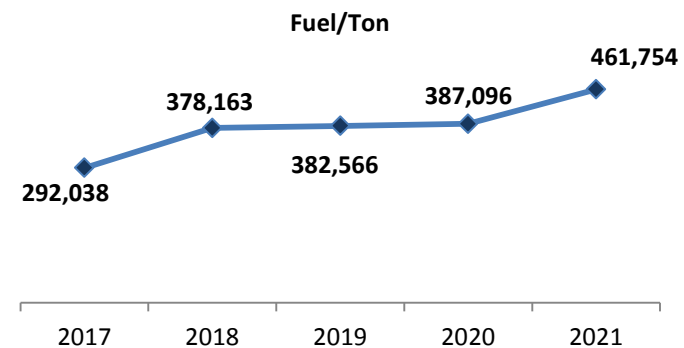
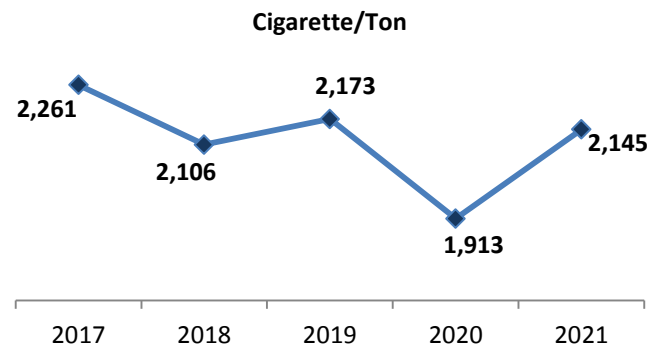
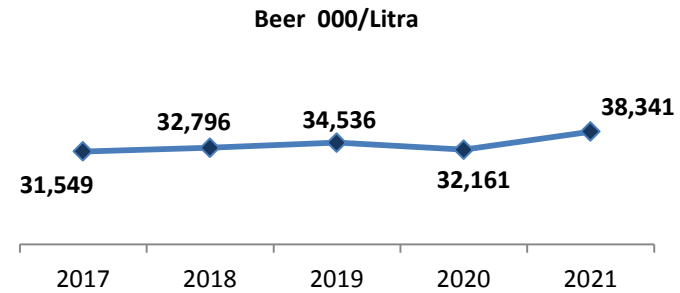
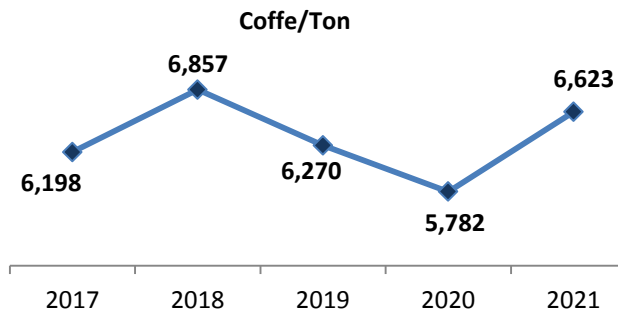


Tabela 17 Të ardhurat sipas mallrave kryesore Janar-Shtator 2021

	Pershkrimi	Të Ardhurat në Milion Lekë	Kontributi në % ndaj të ardhurave gjithësej
1	Karburante Import	32,858	24.14
2	Cigare	17,970	13.20
3	Metalet baze dhe artikujt prej tyre	7,744	5.69
4	Automjeteve te perdorura	5,664	4.16
5	Plastika dhe artikujt	3,670	2.70
6	Veshje, Tekstile	3,606	2.65
7	Ushqime te pergatitura	3,467	2.55
8	Materiale te ndertimit	3,259	2.39
9	Detergjentet; parfumeri	2,808	2.06
10	Energji Elektrike	2,529	1.86
11	Gaz i Lëngët	2,289	1.68
12	Kimikatet inorganik kimik	2,243	1.65
13	Elektro shtepiake	2,207	1.62
14	Birre Importi	2,177	1.60
15	Fruta Perime	1,706	1.25
16	Veshjet e Kembes dhe Kokes	1,501	1.10
17	Mobilieve Ndricues ndertesa	1,456	1.07
18	Mishi	1,434	1.05
19	Rente Minerare Naftë Bruto	1,419	1.04
20	Druri kashta dhe artikuj prej tyre	1,409	1.03
	Total	101,415	74.49

Table 17 Main Imports Revenues Collected January-September 2021

	Description	Revenues In Million Leke	Contribution in % to Customs
1	Fuels Import	32,858	24.14
2	Cigars	17,970	13.20
3	Base metals and articles thereof	7,744	5.69
4	Used vehicles for the transport	5,664	4.16
5	Plastics and articles thereof	3,670	2.70
6	Clothing, Textiles	3,606	2.65
7	Prepared foods	3,467	2.55
8	Construction Materials	3,259	2.39
9	Organic surface-active agents, Perfumes	2,808	2.06
10	Electrical energy	2,529	1.86
11	Petroleum gases and other gaseous hydrocarbons	2,289	1.68
12	Chemicals	2,243	1.65
13	Electro domestic, electric stoves pianura; boiler, washing machine frigorifere TV	2,207	1.62
14	Importade Beer	2,177	1.60
15	Fruits Vegetables	1,706	1.25
16	Footwear and Hats and other headgear	1,501	1.10
17	Lighting building furniture	1,456	1.07
18	Meaty	1,434	1.05
19	Royalty for crude oil Export	1,419	1.04
20	Straw wood and articles thereof	1,409	1.03
	Total	101,415	74.49