



**General Directorate of Customs
Fiscal Analyses Unit**

**BULETINI I TREGTISË SË JASHTME
Janar-Gusht 2021
BULETIN OF FOREIGN TRADE
January-August 2021**

Nr	Permbajtja
Pjesa e I-re	Tabelat e Importit mujor dhe progresiv
Tabela 1	Vlerat e Importit Janar-Gusht 2017-2021 / Ne mln leke
Tabela 2-2/1	Vlerat e Importit Janar-Gusht 2017-2021 / Ne mln Euro/ne mln \$
Tabela 3	Volumi I Importit ne peshe neto Janar-Gusht 2017-2021 / Ne Ton
Pjesa e II-te	Tabelat e Eksportit mujor dhe progresiv
Tabela 4	Vlerat e Eksportit Janar-Gusht 2017-2021 / Ne mln leke
Tabela 5-5/1	Vlerat e Eksportit Janar-Gusht 2017-2021 / Ne mln Euro; Ne mln \$
Tabela 6	Volumi I Eksportit ne peshe neto Janar-Gusht 2017-2021 / Ne Ton
Pjesa III-te	Kurset e kembimit 2017-2021
Tabela 7	Kursi I kembimit te Dollarit kundrejt Lekut Janar-Gusht 2017-2021
Tabela 8	Kursi I kembimit te Euros kundrejt Lekut Janar-Gusht 2017-2021
Pjesa e IV-t	Diferencat Eksport-Import
Tabela 9	Vlerat Eksport-Import-diference Janar-Gusht 2017-2021 / Ne mln Leke
Tabela 9/1-9/2	Vlerat Eksport-Import-diference Janar-Gusht 2017-2021 / Ne mln Euro; Ne mln \$
Pjesa e V-te	Struktura e Import-Eksporteve sipas shteteve
Tabela 10	Struktura e Importeve BE-Jo BE Janar-Gusht 2020-2021
Tabela 11	Struktura e Importeve BE Janar-Gusht 2020-2021 (e detajuar)
Tabela 12	Struktura e Eksporteve BE-Jo BE Janar-Gusht 2020-2021
Tabela 13	Struktura e Eksporteve BE Janar-Gusht 2020-2021 (e detajuar)
Tabela 14	Vlerat e Importeve sipas vendit te Origjines Janar-Gusht 2017-2021 / Ne mln leke
Tabela 15	Volumi I Importeve sipas vendit te Origjines Janar-Gusht 2017-2021 / Ne Ton
Tabela 16	Vlerat e Eksportit sipas vendit te Destinacionit Janar-Gusht 2017-2021 / Ne mln leke
Tabela 17	Volumi i Eksportit sipas vendit te Destinacionit Janar-Gusht 2017-2021 / Ne Ton
Pjesa VI-te	Struktura e Import Eksporteve sipas Kapitujve HS
Tabela 18	Importi sipas Kapitujve te HS Janar-Gusht 2017-2021 / Ne mln leke
Tabela 19	Importi sipas Kapitujve te HS Janar-Gusht 2017-2021 / Ne Ton
Tabela 20	Eksporti sipas Kapitujve te HS Janar-Gusht 2017-2021 / Ne mln leke
Tabela 21	Eksporti sipas Kapitujve te HS Janar-Gusht 2017-2021 / Ne Ton
Tabela 22	Pershkrimi I Seksioneve HS
Pjesa VII-te	Struktura e Import Eksporteve sipas Tipeve dhe Procedurave
Tabela 23	Importi sipas Procedurave Janar-Gusht 2020-2021 Volumi/Ton Vlerat/mln leke
Tabela 24	Eksporti sipas Procedurave Janar-Gusht 2020-2021 Volumi/Ton Vlerat/mln leke
Pjesa VIII-te	Mareveshje dy ose shume paleshe
Tabela 25	Marreveshja e Treg. se Lire (Imp)sipas shteteve Janar-Gusht 2020-2021 Vol/Ton VI/ mln leke
Tabela 26	Marreveshja e Treg. se Lire (Exp)sipas shteteve Janar-Gusht 2020-2021 Vol/Ton VI/ mln leke

No	Table of Contents
First Part	Monthly and progressive Import tables
Table 1	Monthly and progressive import Values January-August 2017-2021 / mln leks
Table 2-2/1	Import Values January-August 2017-2021 / mln USD and mln/Euro
Table 3	Import Volume January-August 2017-2021 / Ton
Second Part	Monthly and progressive Export tables
Table 4	Monthly and progressive Export Values January-August 2017-2021 / mln lek
Table 5-5/1	Export Values January-August 2017-2021 / mln USD and mln/Euro
Table 6	Exporty Net weight January-August 2017-2021 / Ton
Third Part	Exchange Rate 2017-2021
Table 7	Exchange rate USD/lek January-August 2017-2021
Table 8	Exchange rate Euro/leks January-August 2017-2021
Fourth Part	Eksport-Import Differences
Table 9	Import-Export Values (Differences) January-August 2017-2021 / mln leks
Table 9/1-9/2	Import-Export Values (Differences) January-August 2017-2021 / mln USD, mln Euro
Fifth Part	Import-Export Structure by Countries
Table 10	Import Structure EU non EU January-August 2020-2021
Table 11	Import Structure EU January-August 2020-2021 (detailed)
Table 12	Export Structure EU non EU January-August 2020-2021
Table 13	Export Structure EU January-August 2020-2021 (detailed)
Table 14	Import Value January-August 2017-2021 / mln leks (by Country of Origin)
Table 15	Import Volume January-August 2017-2021 / Ton (by Country of Origin)
Table 16	Export Value January-August 2017-2021 / mln lek (by Country of Destination)
Table 17	Export Volume January-August 2017-2021 / Ton (by Country of Destination)
Sixth Part	Import-Export Structure by HS Chapter
Table 18	Import by Chapter January-August 2017-2021 / mln leks
Table 19	Import by Chapter January-August 2017-2021 /Ton
Table 20	Export by Chapter January-August 2017-2021 / mln lek
Table 21	Export by Chapter January-August 2017-2021 /Ton
Table 22	HS Sections Description
Seventh Part	Import-Export Structure by Type of Procedure
Table 23	Import by Total Procedure January-August 2020-2021 Volume/Ton Value/mln lek
Table 24	Export by Total Procedure January-August 2020-2021 Volume/Ton Value/mln lek
Eighth Part	Bilateral and Multilateral Agreements
Table 25	Free Trade Agreement (Imp)by countries January-August 2020-2021 Vol/Ton VI/ mln lek
Table 26	Free Trade Agreement (Exp)by countries January-August 2020-2021 Vol/Ton VI/ mln lek

Tabela 1 Vlerat e Importeve në mln lekë

Table 1 Value of Imports in mln lek

Në milion lekë

Muajt	2017	2018	2019	2020	2021	Months
Janar	35,166	44,829	42,045	41,846	45,435	January
Shkurt	44,411	46,042	49,692	51,694	53,221	February
Mars	54,085	55,345	56,146	41,955	64,442	March
Prill	50,017	52,590	57,135	38,907	63,275	April
Maj	55,149	56,832	59,192	44,916	61,885	May
Qershor	57,322	53,969	53,580	52,216	67,303	June
Korrik	55,137	57,919	59,672	56,716	71,632	July
Gusht	49,564	48,593	51,593	48,403	60,946	August
Totali	400,850	416,119	429,056	376,653	488,140	Total

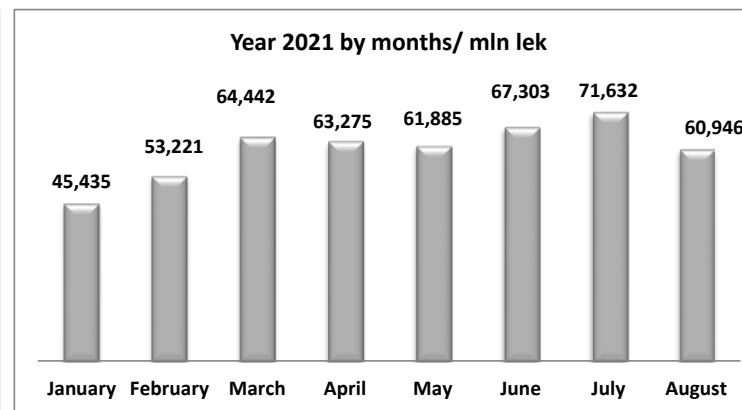
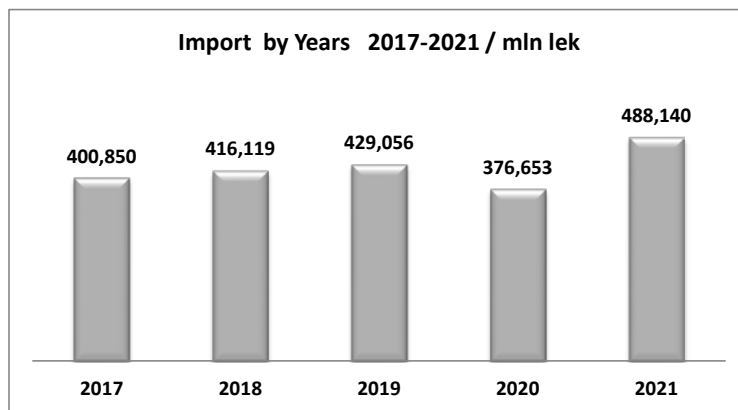


Tabela 2 Vlerat e Importeve në mln Euro

Table 2 Values of Imports in mln Euro

Në milion Euro

Muajt	2017	2018	2019	2020	2021	Months
Janar	260.0	337.2	340.7	343.6	367.3	January
Shkurt	325.6	345.0	398.7	423.3	430.6	February
Mars	400.4	418.6	445.9	341.8	521.1	March
Prill	367.4	403.2	455.8	297.8	513.8	April
Maj	408.4	441.4	479.8	363.7	502.4	May
Qershor	427.2	428.6	436.9	420.0	547.0	June
Korrik	415.8	459.9	486.5	456.1	583.9	July
Gusht	372.7	386.4	424.1	390.5	500.4	August
Totali	2,978	3,220	3,468	3,037	3,966	Total

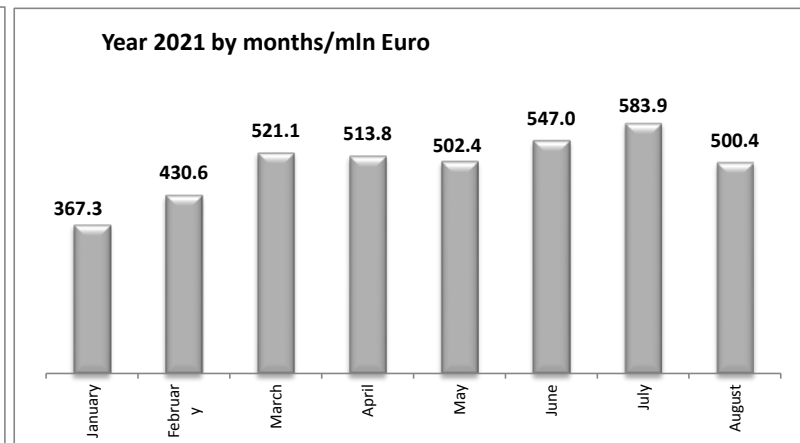
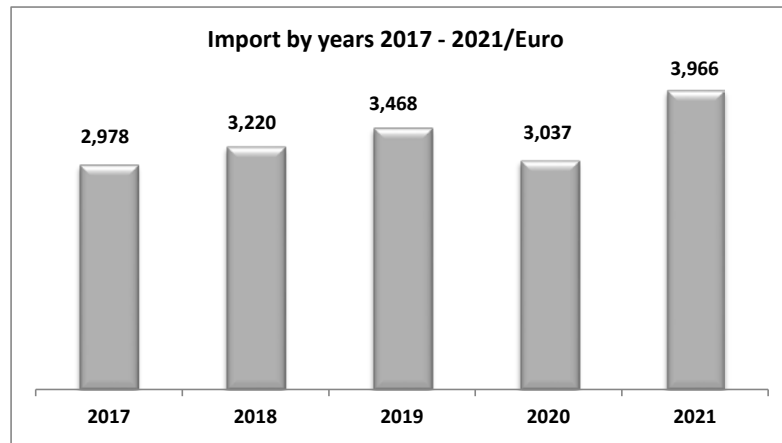


Tabela 2/1 Vlerat e Importeve në mln USD

Table 2/1 Values of Imports in mln USD

Në milion USD

Muajt	2017	2018	2019	2020	2021	Months
Janar	274	404	390	385	451	January
Shkurt	349	429	458	467	522	February
Mars	424	512	508	377	632	March
Prill	393	497	512	328	603	April
Maj	446	535	538	396	607	May
Qershor	478	502	487	467	667	June
Korrik	474	536	554	511	695	July
Gusht	437	453	473	458	596	August
Totali	3,275	3,867	3,919	3,389	4,772	Total

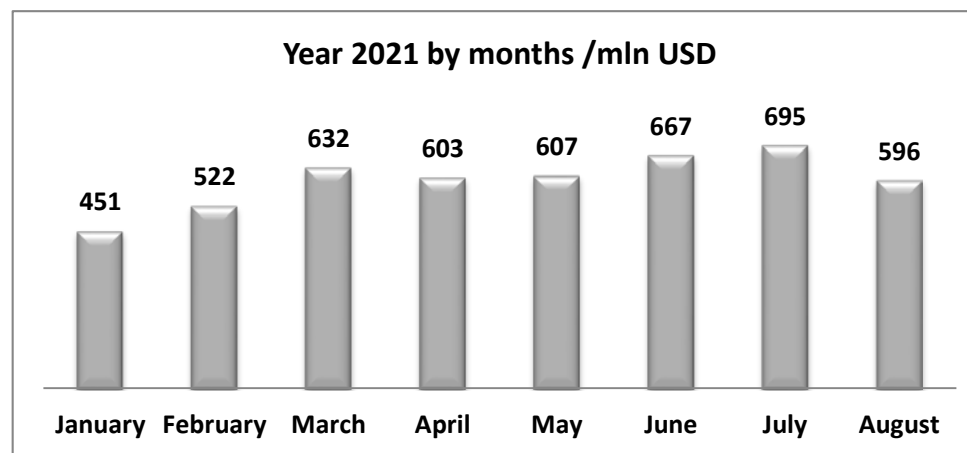
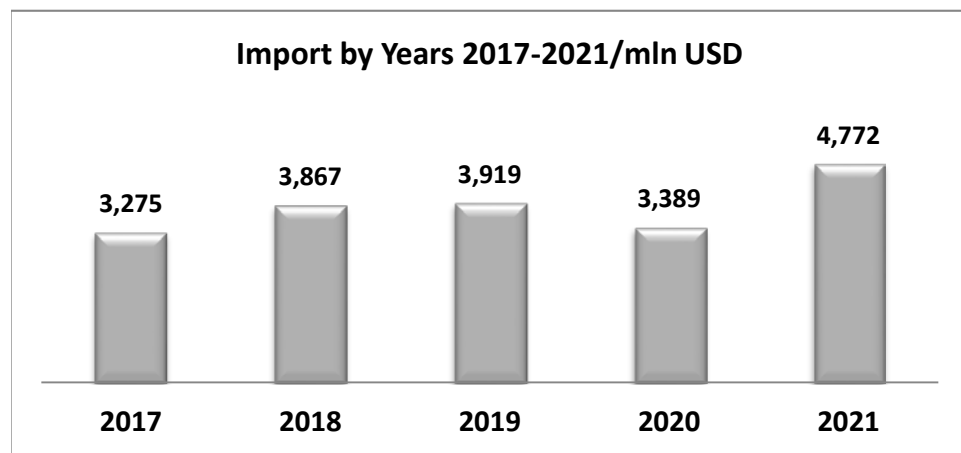


Tabela 3 Volumi i Importeve në Peshë Neto

Table 3 Volume of Import in Net Mass

Ton

Muajt	2017	2018	2019	2020	2021	Months
Janar	232,125	283,967	316,928	339,841	368,880	January
Shkurt	271,887	315,387	308,729	388,647	392,546	February
Mars	357,402	349,201	408,647	311,390	527,183	March
Prill	387,757	402,207	416,269	416,751	497,425	April
Maj	397,786	425,484	427,471	378,660	516,505	May
Qershor	410,126	359,204	411,367	483,145	526,904	June
Korrik	400,262	418,024	451,505	481,601	532,546	July
Gusht	392,701	394,774	465,167	440,982	543,221	August
Totali	2,850,046	2,948,248	3,206,084	3,241,018	3,905,210	Total

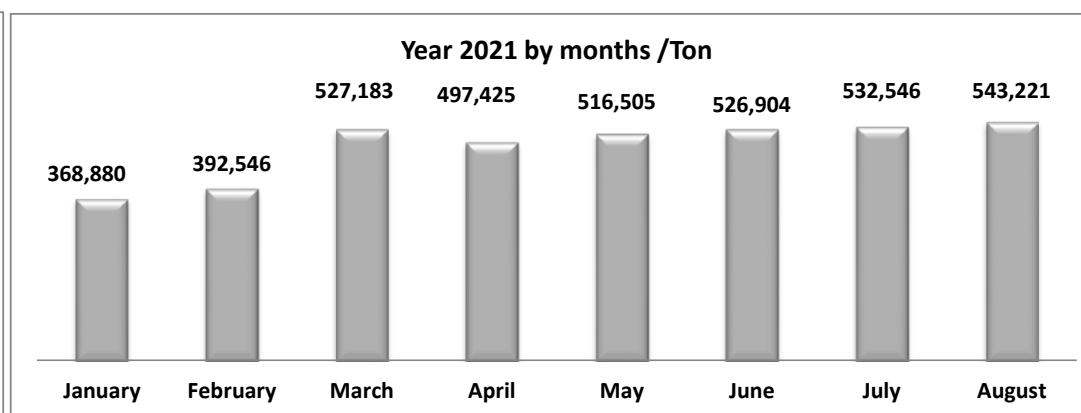
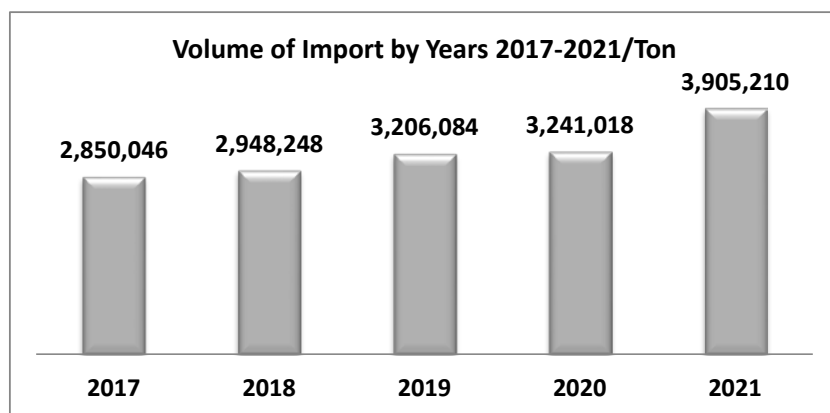


Tabela 4 Vlerat e Eksporteve në mln Lek
Table 4 Value of Exports in mln Lek

Në milion lekë

Muajt	2017	2018	2019	2020	2021	Months
Janar	18,906	23,441	21,927	22,853	23,792	Jan
Shkurt	20,013	23,979	22,570	24,362	25,288	Feb
Mars	22,561	27,042	27,813	18,072	31,705	Mar
Prill	24,959	26,811	26,710	14,988	28,720	Apr
Maj	24,137	29,711	27,719	21,501	32,524	May
Qershor	22,618	26,608	25,546	23,171	34,877	June
Korrik	24,707	26,757	27,787	24,546	32,074	July
Gusht	18,577	20,405	20,126	19,410	23,750	Aug
Totali	176,478	204,754	200,197	168,904	232,731	Total

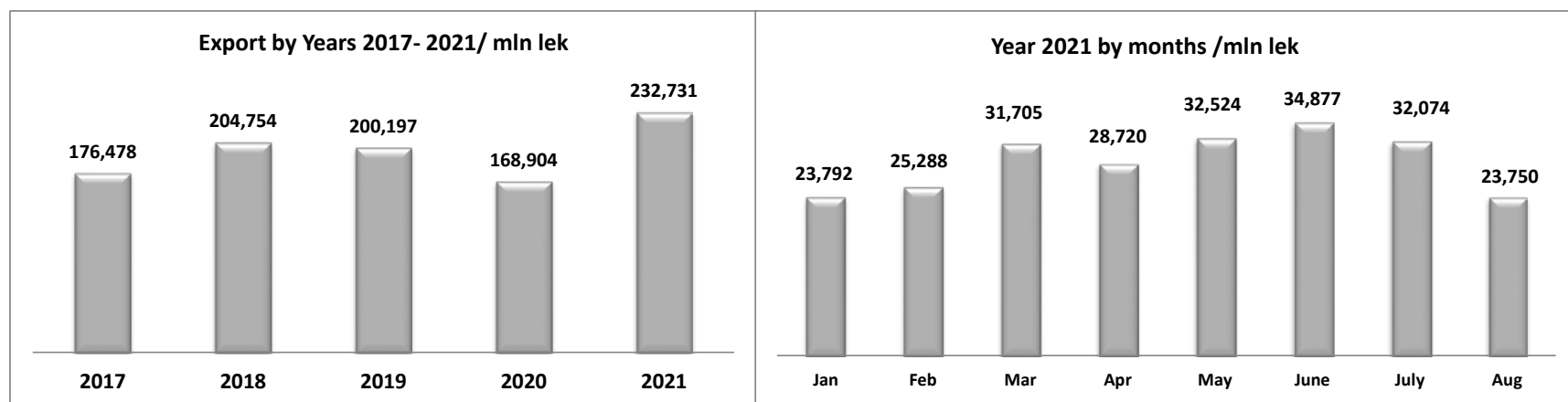


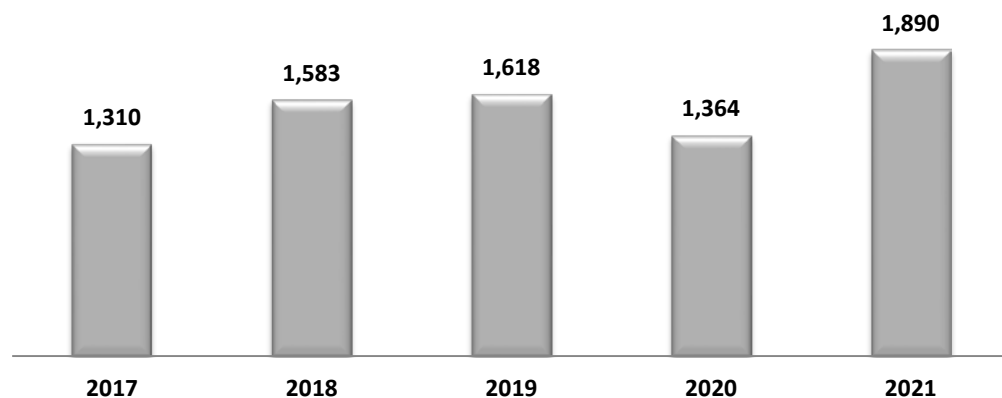
Tabela 5/1 Vlerat e Eksporteve në mln Euro

Table 5/1 Value of Exports in mln Euro

Në milion Euro

Muajt	2017	2018	2019	2020	2021	Months
Janar	139.8	176.3	177.7	187.7	192.3	January
Shkurt	146.7	179.7	181.1	199.5	204.6	February
Mars	167.0	204.5	220.9	147.2	256.4	March
Prill	183.3	205.5	213.1	114.7	233.2	April
Maj	178.8	230.8	224.7	174.1	264.0	May
Qershor	168.6	211.3	208.3	186.4	283.4	June
Korrik	186.3	212.5	226.6	197.4	261.5	July
Gusht	139.7	162.3	165.5	156.6	195.0	August
Totali	1,310	1,583	1,618	1,364	1,890	Total

Export by Years 2017-2021/mln Euro



Year 2021 by months/mln Euro

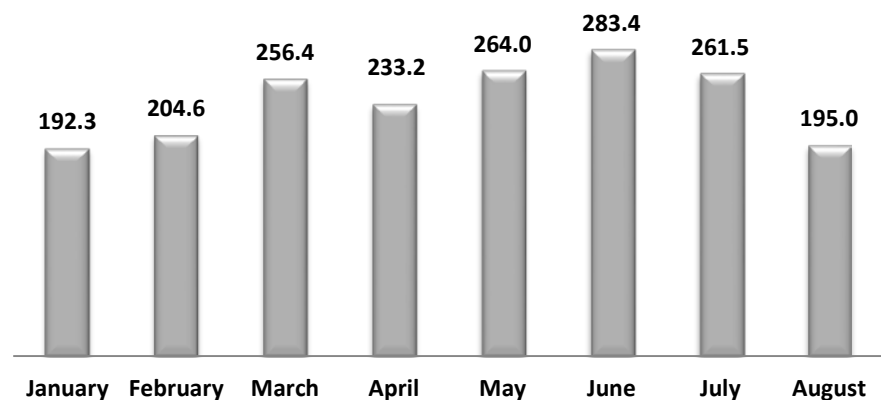


Tabela Nr 5/2 Vlerat e Eksportit ne mln USD

Table No 5/2 Volume of Exports in mln USD

Në milion USD

Muajt	2017	2018	2019	2020	2021	Months
Janar	147.5	211.0	203.4	210.4	235.9	January
Shkurt	157.1	223.6	207.9	220.1	248.0	February
Mars	177.0	250.1	251.7	162.3	310.9	March
Prill	196.0	253.4	239.2	126.2	273.8	April
Maj	195.4	279.6	251.8	189.4	319.2	May
Qershor	188.5	247.3	232.3	207.3	345.5	June
Korrik	212.4	247.5	258.0	221.2	311.1	July
Gusht	163.8	190.2	184.5	183.8	232.1	August
Totali	1,437.8	1,902.6	1,828.7	1,520.6	2,276.4	Total

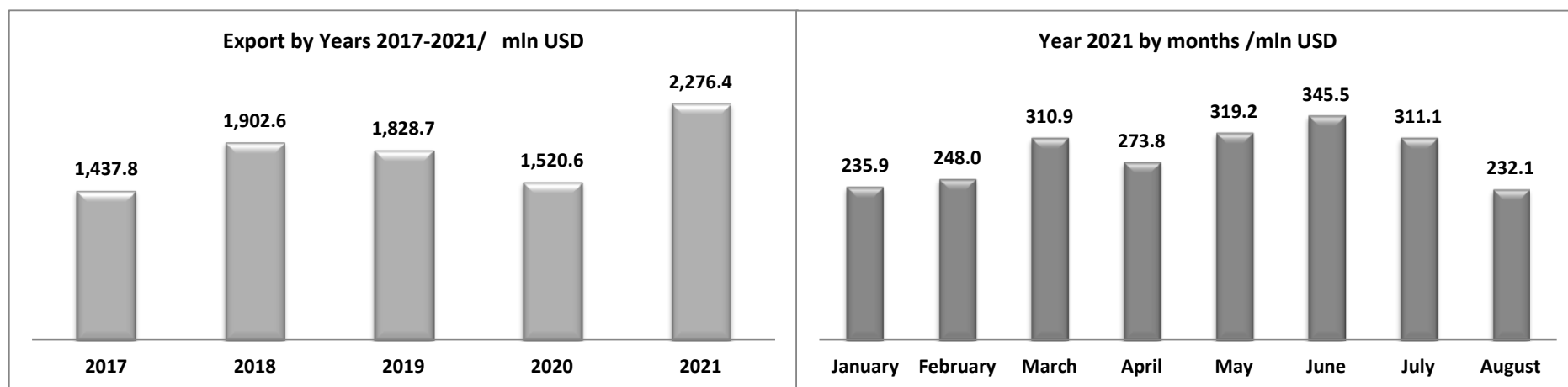


Tabela 6 Vlerat e Eksportit ne Peshe Neto

Table 6 Value of Exports in Net Mass

Në ton

Muajt	2017	2018	2019	2020	2021	Months
Janar	216,006	231,452	223,343	284,367	256,040	January
Shkurt	274,252	266,394	253,453	303,943	277,427	February
Mars	338,058	258,504	363,863	304,101	374,393	March
Prill	417,466	326,639	382,357	224,336	380,941	April
Maj	368,925	402,059	432,868	303,059	403,730	May
Qershor	353,588	333,639	351,582	369,758	424,909	June
Korrik	389,581	327,400	377,484	369,015	364,935	July
Gusht	345,491	314,682	308,089	304,659	351,214	August
Totali	2,703,368	2,460,770	2,693,040	2,463,237	2,833,588	Total

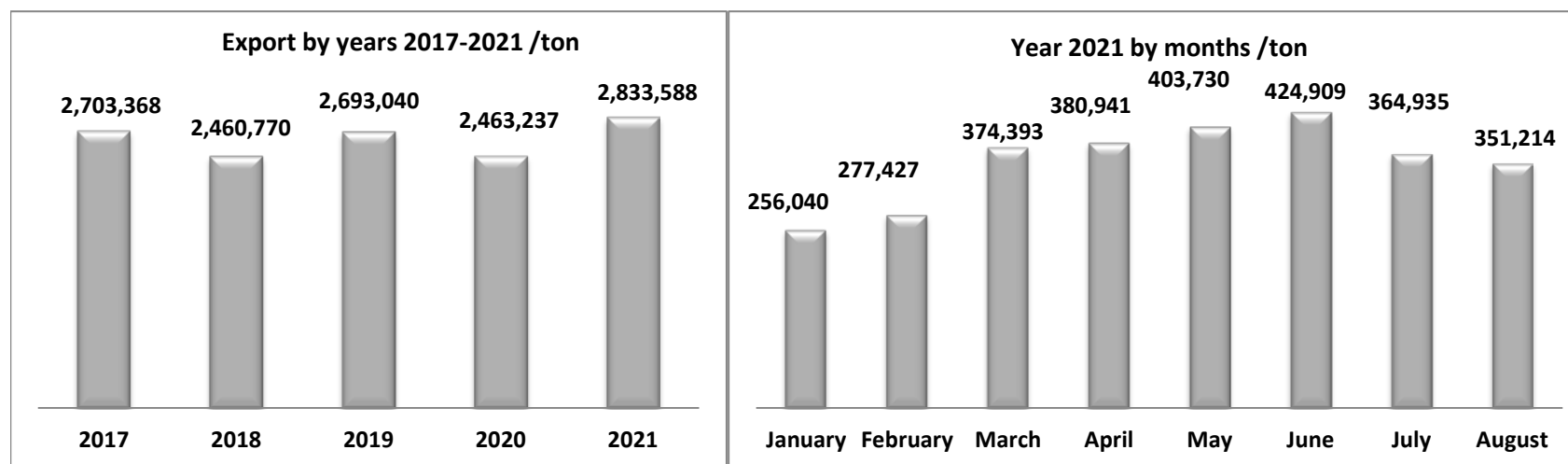
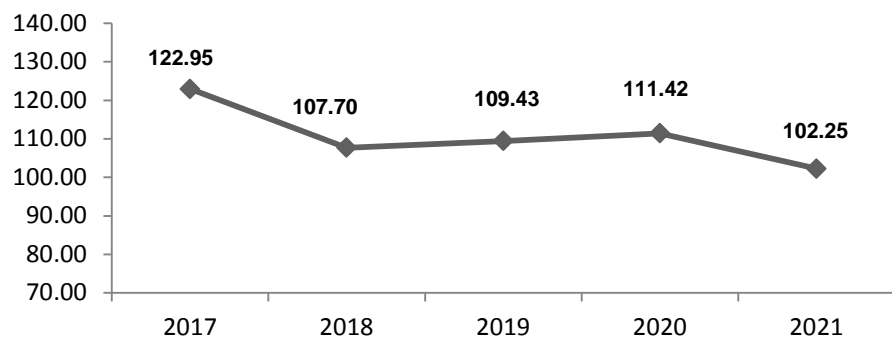


Tabela 7 Kursi i kembimit USD/Lek

Table 7 Exchange rate USD/Lek

Muajt	2017	2018	2019	2020	2021	Months
Janar	128.17	111.10	107.82	108.64	100.84	Jan
Shkurt	127.37	107.26	108.58	110.71	101.97	Feb
Mars	127.45	108.12	110.51	111.38	101.99	Mar
Prill	127.34	105.80	111.67	118.75	104.91	Apr
Maj	123.55	106.28	110.09	113.55	101.89	May
Qershor	119.99	107.61	109.97	111.76	100.96	June
Korrik	116.30	108.13	107.69	110.95	103.10	July
Gusht	113.39	107.27	109.07	105.61	102.32	Aug
Kursi mes	122.95	107.70	109.43	111.42	102.25	Avarage rate

Average Exchange Rate 2017-2021 USD/Lek



Exchange Rate by months Year 2021 USD/Lek

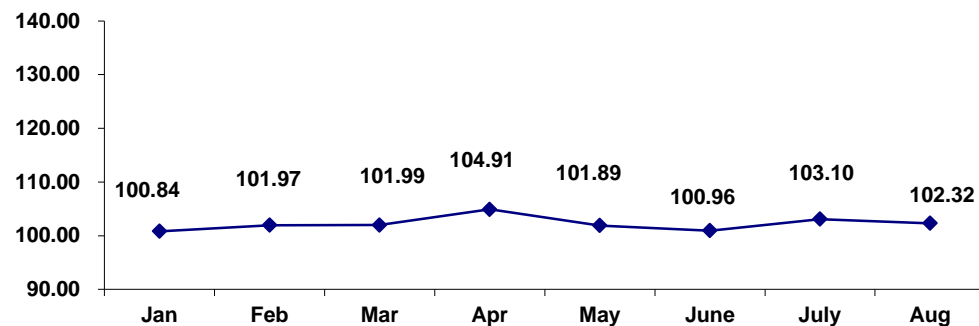
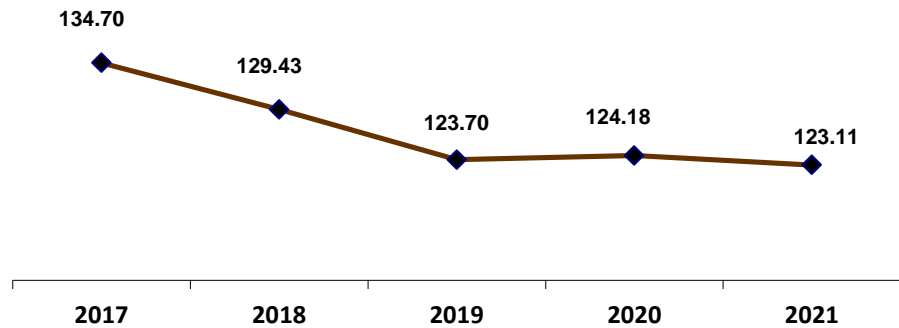


Tabela 8 Kursi i kembimit te Euro/Lek

Table 8 Exchange rate Euro/Lek

Muajt	2017	2018	2019	2020	2021	Months
Janar	135.23	132.95	123.42	121.77	123.70	Jan
Shkurt	136.39	133.44	124.64	122.13	123.61	Feb
Mars	135.08	132.23	125.92	122.74	123.67	Mar
Prill	136.13	130.44	125.34	130.66	123.16	Apr
Maj	135.03	128.74	123.38	123.49	123.19	May
Qershor	134.19	125.92	122.63	124.33	123.05	June
Korrik	132.59	125.93	122.65	124.34	122.67	July
Gusht	132.98	125.76	121.64	123.95	121.8	Aug
Kursi mes	134.70	129.43	123.70	124.18	123.11	Avarage rate

Average Exchange 2017-2021 rate Euro/Lek



Exchange rate by months year 2021 Euro/Lek

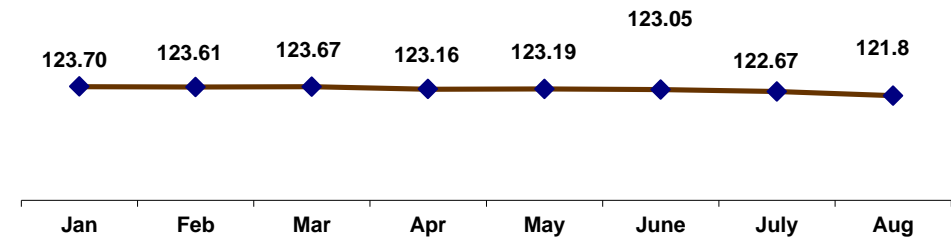


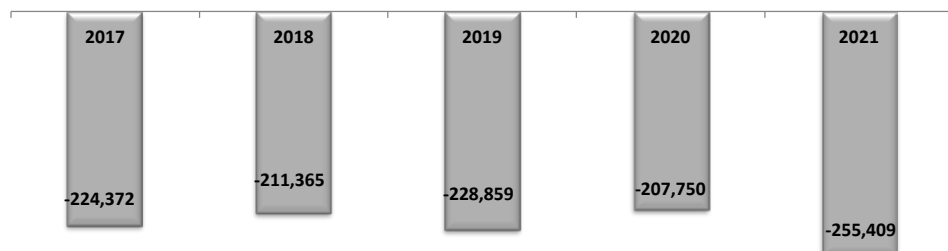
Tabela 9 Vlerat e Import-Eksportit sipas viteve ne mln Leke

Table 9 Values of Import Export by years in mln Lek

Në milion lekë

Muaji	2017			2018			2019			2020			2021			Months
	Export	Import	Difference	Export	Import	Difference	Export	Import	Difference	Export	Import	Difference	Export	Import	Difference	
Janar	18,906	35,166	- 16,260	23,441	44,829	- 21,389	21,927	42,045	- 20,118	22,853	41,846	- 18,993	23,792	45,435	- 21,644	January
Shkurt	20,013	44,411	- 24,398	23,979	46,042	- 22,062	22,570	49,692	- 27,122	24,362	51,694	- 27,332	25,288	53,221	- 27,933	February
Mars	22,561	54,085	- 31,524	27,042	55,345	- 28,303	27,813	56,146	- 28,333	18,072	41,955	- 23,883	31,705	64,442	- 32,737	March
Prill	24,959	50,017	- 25,058	26,811	52,590	- 25,779	26,710	57,135	- 30,426	14,988	38,907	- 23,919	28,720	63,275	- 34,555	April
Maj	24,137	55,149	- 31,012	29,711	56,832	- 27,121	27,719	59,192	- 31,473	21,501	44,916	- 23,415	32,524	61,885	- 29,361	May
Qershor	22,618	57,322	- 34,703	26,608	53,969	- 27,361	25,546	53,580	- 28,034	23,171	52,216	- 29,044	34,877	67,303	- 32,425	June
Korrik	24,707	55,137	- 30,430	26,757	57,919	- 31,162	27,787	59,672	- 31,885	24,546	56,716	- 32,170	32,074	71,632	- 39,558	July
Gusht	18,577	49,564	- 30,987	20,405	48,593	- 28,188	20,126	51,593	- 31,468	19,410	48,403	- 28,993	23,750	60,946	- 37,196	August
Totali	176,478	400,850	-224,372	204,754	416,119	-211,365	200,197	429,056	-228,859	168,904	376,653	-207,750	232,731	488,140	-255,409	Total
Exp/Im (%)	44			49			47			45			48			Exp/Im (%)

Export - Import Difference by Years 2017 - 2021 / mln lek



Export/Import difference Year 2021

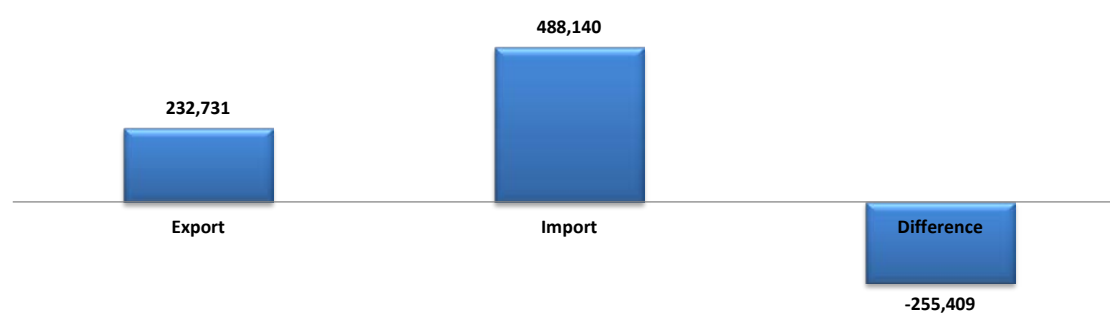


Tabela Nr 9-1 Vlerat e Import-Eksportit sipas viteve në mln Euro

Table No 9-1 Values of Import-Export like years in mln Euro

Muaji	2017			2018			2019			2020			2021			Months
	Export	Import	Difference	Export	Import	Difference	Export	Import	Difference	Export	Import	Difference	Export	Import	Difference	
Janar	139.8	260.0	-120.2	176.3	337.2	-160.9	177.7	340.7	-163.0	187.7	343.6	-156.0	192.3	367.3	-175.0	January
Shkurt	146.7	325.6	-178.9	179.7	345.0	-165.3	181.1	398.7	-217.6	199.5	423.3	-223.8	204.6	430.6	-226.0	February
Mars	167.0	400.4	-233.4	204.5	418.6	-214.0	220.9	445.9	-225.0	147.2	341.8	-194.6	256.4	521.1	-264.7	March
Prill	183.3	367.4	-184.1	205.5	403.2	-197.6	213.1	455.8	-242.7	114.7	297.8	-183.1	233.2	513.8	-280.6	April
Maj	178.8	408.4	-229.7	230.8	441.4	-210.7	224.7	479.8	-255.1	174.1	363.7	-189.6	264.0	502.4	-238.3	May
Qershor	168.6	427.2	-258.6	211.3	428.6	-217.3	208.3	436.9	-228.6	186.4	420.0	-233.6	283.4	547.0	-263.5	June
Korrik	186.3	415.8	-229.5	212.5	459.9	-247.5	226.6	486.5	-260.0	197.4	456.1	-258.7	261.5	583.9	-322.5	July
Gusht	139.7	372.7	-233.0	162.3	386.4	-224.1	165.5	424.1	-258.7	156.6	390.5	-233.9	195.0	500.4	-305.4	August
Totali	1,310	2,978	-1,667	1,583	3,220	-1,637	1,618	3,468	-1,851	1,364	3,037	-1,673	1,890	3,966	-2,076	Total
Exp/Im (%)	44			49			47			45			48			Exp/Im (%)

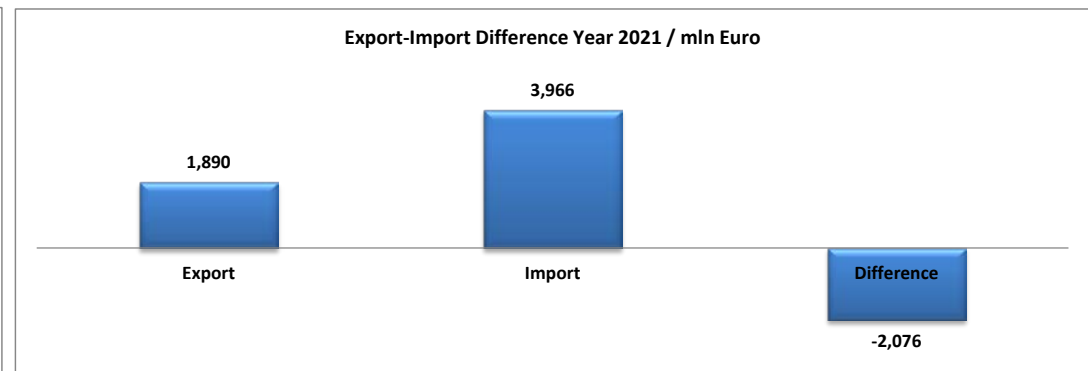
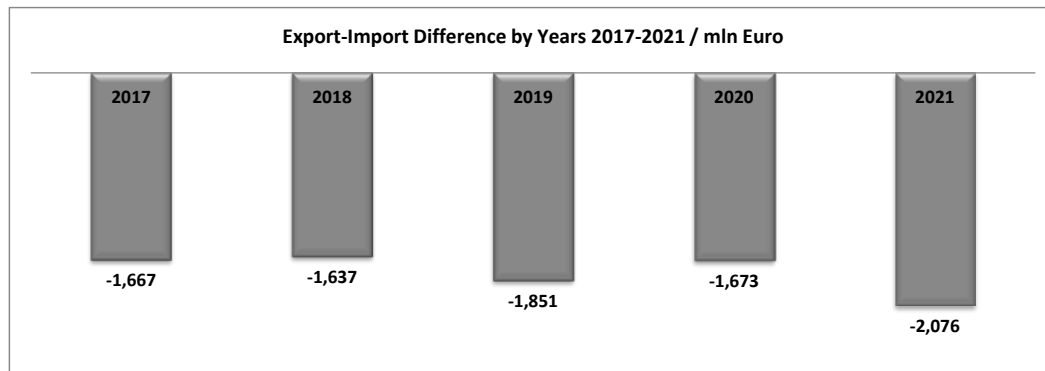


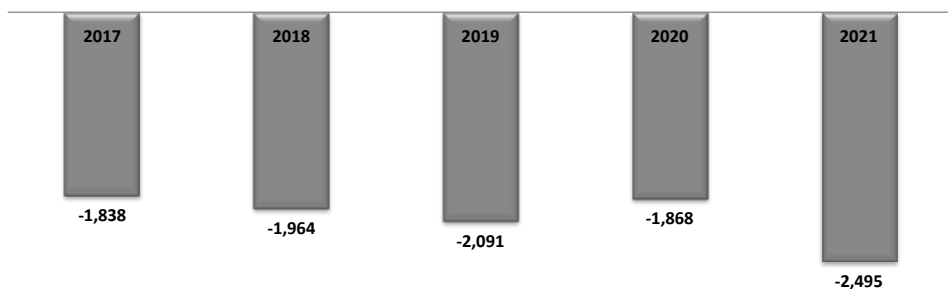
Tabela 9-2 Vlerat e Import-Eksportit sipas viteve në mln USD

Table 9-2 Values of Import-Export like years in mln USD

Në milion USD

Muaji	2017			2018			2019			2020			2021			Months
	Export	Import	Difference	Export	Import	Difference	Export	Import	Difference	Export	Import	Difference	Export	Import	Difference	
Janar	147.5	274.4	- 126.9	211.0	403.5	- 192.5	203.4	390.0	- 186.6	210.4	385.2	- 174.8	235.9	450.6	- 214.6	January
Shkurt	157.1	348.7	- 191.6	223.6	429.3	- 205.7	207.9	457.7	- 249.8	220.1	466.9	- 246.9	248.0	521.9	- 273.9	February
Mars	177.0	424.4	- 247.3	250.1	511.9	- 261.8	251.7	508.1	- 256.4	162.3	376.7	- 214.4	310.9	631.8	- 321.0	March
Prill	196.0	392.8	- 196.8	253.4	497.1	- 243.7	239.2	511.6	- 272.5	126.2	327.6	- 201.4	273.8	603.1	- 329.4	April
Maj	195.4	446.4	- 251.0	279.6	534.7	- 255.2	251.8	537.7	- 285.9	189.4	395.6	- 206.2	319.2	607.4	- 288.2	May
Qershor	188.5	477.7	- 289.2	247.3	501.5	- 254.3	232.3	487.2	- 254.9	207.3	467.2	- 259.9	345.5	666.6	- 321.2	June
Korrik	212.4	474.1	- 261.7	247.5	535.6	- 288.2	258.0	554.1	- 296.1	221.2	511.2	- 289.9	311.1	694.8	- 383.7	July
Gusht	163.8	437.1	- 273.3	190.2	453.0	- 262.8	184.5	473.0	- 288.5	183.8	458.3	- 274.5	232.1	595.6	- 363.5	August
Totali	1,438	3,275	-1,838	1,903	3,867	-1,964	1,829	3,919	-2,091	1,521	3,389	-1,868	2,276	4,772	-2,495	Total
Exp/Im (%)	44			49			47			45			48			Exp/Im (%)

Export-Import Difference by Years 2017-2021 / mln Euro



Export/Import Difference Year 2021

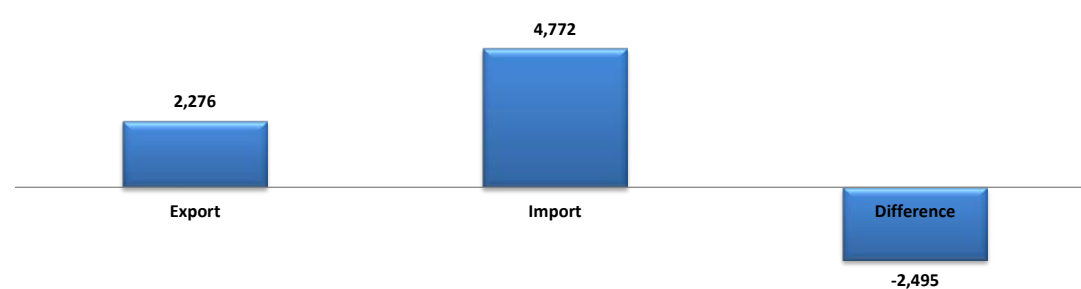



Tabela 10 Struktura e Importeve sipas vendeve BE/ Jo BE

Table 10 Structure of Imports by EU / Non EU Countries

Shtetet	2020				2021				Countries
	Volume Ton	Spc Weight %	Value mln/ leks	P Spec %	Volume Ton	Spc Weight %	Value mln/ leks	Spc Weight %	
Vendet e BE	1,442,519	44.5	216,428	57.5	1,596,253	40.9	270,302	55.4	EU countries
Vendet Jo BE	1,798,498	55.5	160,226	42.5	2,308,957	59.1	217,837	44.6	Non EU countries
Totali	3,241,018	100.0	376,653	100.0	3,905,210	100.0	488,140	100.0	Total

Import Value EU non EU Year 2020



Import Value EU non EU Year 2021




Tabela 11 Struktura e Importeve sipas vendeve BE

Table 11 Structure of Imports by EU Countries

Shtetet BE	2020				2021				EU Countries
	Volume Ton	Spc Weight %	Value mln/ lek	Spc Weight %	Volume Ton	Spc Weight %	Value mln/ lek	Spc Weight %	
Austria	22,684	1.6	3,586	1.7	19,397	1.2	4,444	1.6	Austria
Belgijke	10,715	0.7	2,931	1.4	10,750	0.7	4,131	1.5	Belgium
Bullgaria	35,265	2.4	4,811	2.2	45,194	2.8	6,250	2.3	Bulgaria
Qipro	320	0.0	176	0.1	177	0.0	194	0.1	Cyprus
Republika Ceke	9,585	0.7	4,156	1.9	11,903	0.7	5,794	2.1	Czech Republic
Gjermania	88,350	6.1	28,739	13.3	89,139	5.6	36,235	13.4	Germany
Danimarke	1,319	0.1	1,071	0.5	1,961	0.1	1,254	0.5	Denmark
Estonia	1,150	0.1	563	0.3	1,263	0.1	447	0.2	Estonia
Spanja	86,126	6.0	6,200	2.9	70,565	4.4	7,338	2.7	Spain
Finlanda	3,154	0.2	639	0.3	2,725	0.2	643	0.2	Finland
France	41,762	2.9	7,423	3.4	24,984	1.6	8,205	3.0	France
Greqi	461,372	32.0	33,892	15.7	474,192	29.7	36,699	13.6	Greece
Kroacia	50,346	3.5	4,292	2.0	57,694	3.6	5,079	1.9	Croatia
Hungari	17,169	1.2	2,516	1.2	19,821	1.2	3,250	1.2	Hungary
Irlande	954	0.1	1,353	0.6	860	0.1	1,600	0.6	Ireland
Itali	493,187	34.2	92,114	42.6	638,519	40.0	121,561	45.0	Italy
Lituania	2,196	0.2	680	0.3	2,612	0.2	652	0.2	Lithuania
Luksemburg	1,432	0.1	157	0.1	715	0.0	196	0.1	Luxembourg
Letonia	601	0.0	120	0.1	1,513	0.1	321	0.1	Latvia
Malta	319	0.0	53	0.0	265	0.0	72	0.0	Malta
Hollande	33,643	2.3	4,287	2.0	20,471	1.3	5,447	2.0	Netherlands
Polonia	18,020	1.2	6,277	2.9	20,094	0.6	7,516	2.8	Poland
Portugali	17,721	1.2	1,446	0.7	9,864	0.3	1,562	0.6	Portugal
Rumania	33,516	2.3	3,600	1.7	57,401	0.4	5,244	1.9	Romania
Suedia	4,616	0.3	1,317	0.6	4,855	0.4	1,426	0.5	Sweden
Slovenia	4,718	0.3	2,904	1.3	5,859	0.4	3,081	1.1	Slovenia
Slovakia	2,279	0.2	1,124	0.5	3,461	0.2	1,661	0.6	Slovakia
Totali BE	1,442,519	100.0	216,428	100.0	1,596,253	100.0	270,302	100.0	EU Total

Tabela 12 Struktura e Eksporteve sipas vendeve BE/ Jo BE

Table 12 Structure of Exports by EU / Non EU Countries

Shtetet	2020				2021				Countries
	Volume Ton	Spc Weight %	Value mln/ leks	Spc Weight %	Volume Ton	Spc Weight %	Value mln/ leks	Spc Weight %	
Vendet e BE	834,412	33.9	126,932	75.2	1,010,425	35.7	167,313	71.9	EU countries
Vendet Jo BE	1,628,825	66.1	41,972	24.8	1,823,164	64.3	65,417	28.1	Non EU countries
Totali	2,463,237	100.0	168,904	100.0	2,833,588	100.0	232,731	100.0	Total

Export value EU non EU Countries Year 2020

Non EU / 24.8%



Export value Eu non EU Countries Year 2021

Non EU, 28.1%

EU, 71.9%




Tabela 13 Struktura e Eksporteve sipas vendeve BE
Table 13 Structure of Exports by EU Countries

Shtetet BE	2020				2021				EU Countries
	Volume Ton	Spc Weight %	Value mln/ lek	Spc Weight %	Volume Ton	Spc Weight %	Value mln/ lek	Spc Weight %	
Austria	7,560	0.9	912	0.7	14,572	1.4	1,569	0.9	Austria
Belgjike	1,503	0.2	287	0.2	15,196	1.5	1,252	0.7	Belgium
Bullgaria	12,501	1.5	1,923	1.5	12,505	1.2	2,617	1.6	Bulgaria
Qipro	311	0.0	47	0.0	278	0.0	195	0.1	Cyprus
Republika Ceke	9,782	1.2	2,541	2.0	9,514	0.9	4,135	2.5	Czech Republic
Gjermania	15,701	1.9	10,665	8.4	17,541	1.7	12,806	7.7	Germany
Danimarke	375	0.0	268	0.2	334	0.0	901	0.5	Denmark
Estonia	767	0.1	871	0.7	1,431	0.1	965	0.6	Estonia
Spanja	407,785	48.9	10,782	8.5	406,567	40.2	15,097	9.0	Spain
Finlanda	24	0.0	6	0.0	170	0.0	51	0.0	Finland
France	8,029	1.0	2,906	2.3	9,053	0.9	2,552	1.5	France
Greqi	70,443	8.4	7,935	6.3	89,283	8.8	13,248	7.9	Greece
Kroacia	13,135	1.6	1,066	0.8	18,625	1.8	1,823	1.1	Croatia
Hungari	1,014	0.1	1,420	1.1	1,959	0.2	1,467	0.9	Hungary
Irlande	181	0.0	43	0.0	346	0.0	56	0.0	Ireland
Itali	189,663	22.7	77,484	61.0	286,465	28.4	96,917	57.9	Italy
Lituania	2,373	0.3	111	0.1	4,246	0.4	153	0.1	Lithuania
Luksemburg	10	0.0	5	0.0	27	0.0	14	0.0	Luxembourg
Letonia	434	0.1	41	0.0	267	0.0	50	0.0	Latvia
Malta	72,454	8.7	337	0.3	93,010	9.2	552	0.3	Malta
Hollande	2,505	0.3	1,276	1.0	4,888	0.5	826	0.5	Netherlands
Polonia	3,152	0.4	725	0.6	6,752	0.7	1,130	0.7	Poland
Portugali	184	0.0	41	0.0	277	0.0	172	0.1	Portugal
Romania	9,437	1.1	2,289	1.8	9,804	1.0	2,414	1.4	Romania
Suedia	2,204	0.3	1,768	1.4	3,055	0.3	2,284	1.4	Sweden
Slovenia	1,702	0.2	747	0.6	2,109	0.2	1,277	0.8	Slovenia
Slovakia	1,184	0.1	436	0.3	2,152	0.2	2,789	1.7	Slovakia
Totali BE	834,412	100.0	126,932	100.0	1,010,425	100.0	167,313	100.0	EU Total

Tabela 14 Vlerat e Importeve sipas vendit të origjinës

Table 14 Value of Imports by country of origin

Në milion lek

Shtetet	Years										Countries
	2017		2018		2019		2020		2021		
	Value mln/Lek	Spc Weight %	Value mln/Lek	Spc Weight %	Value mln/Lek	Spc Weight %	Value mln/Lek	Spc Weight %	Value mln/Lek	Spc Weight %	
Italia	115,135	28.7	116,129	27.9	109,629	25.6	92,114	24.5	121,561	24.9	Italy
Turqia	32,674	8.2	33,641	8.1	36,085	8.4	36,060	9.6	53,538	11.0	Turkey
Kina	31,279	7.8	33,792	8.1	39,893	9.3	33,185	8.8	42,226	8.7	China
Greqia	33,770	8.4	34,338	8.3	37,171	8.7	33,892	9.0	36,699	7.5	Greece
Gjermani	33,657	8.4	32,989	7.9	29,770	6.9	28,739	7.6	36,235	7.4	Germany
Serbia	15,398	3.8	12,632	3.0	15,453	3.6	13,413	3.6	15,409	3.2	Serbia
USA	6,036	1.5	5,636	1.4	7,070	1.6	5,619	1.5	10,842	2.2	USA
Rusi	7,295	1.8	9,361	2.2	7,728	1.8	9,911	2.6	9,237	1.9	Rusia
France	6,596	1.6	8,027	1.9	8,923	2.1	7,423	2.0	8,205	1.7	France
Kosove	5,330	1.3	5,583	1.3	5,146	1.2	5,142	1.4	7,655	1.6	Kosova
Maqedonia e Ver	5,406	1.3	6,109	1.5	5,624	1.3	5,714	1.5	7,593	1.6	North Macedonia
Te tjera	108,275	27.0	117,881	28.3	126,564	29.5	105,443	28.0	138,941	28.5	Others
Totali	400,850	100.0	416,119	100	429,056	100	376,653	100.0	488,140	100.0	Total

Import's value by countries of origin (main partners year 2021)

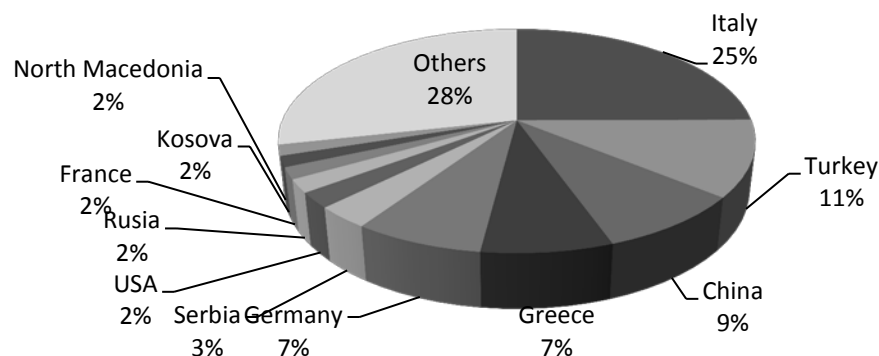


Tabela 15 Volumi i Importeve sipas vendit të origjinës
Table 15 Volume of Imports by country of origin

Në Ton

Shtetet	Years										Countries
	2017		2018		2019		2020		2021		
	Volume Ton	Spc Weight %	Volume Ton	Spc Weight %	Volume Ton	Spc Weight %	Volume Ton	Spc Weight %	Volume Ton	Spc Weight %	
Italia	602,255	21.1	536,311	18.2	520,666	16.2	493,187	15.2	638,519	16.4	Italy
Greçia	358,552	12.6	347,892	11.8	443,854	13.8	461,372	14.2	474,192	12.1	Greece
Turqia	214,579	7.5	202,623	6.9	240,612	7.5	343,802	10.6	519,192	13.3	Turkey
Rusia	198,254	7.0	264,820	9.0	257,675	8.0	285,608	8.8	248,245	6.4	Rusia
Serbia	228,161	8.0	216,352	7.3	214,278	6.7	224,389	6.9	206,967	5.3	Serbia
Maqedonia e Veriut	123,009	4.3	146,204	5.0	159,535	5.0	156,106	4.8	181,104	4.6	North Macedonia
Kosove	113,963	4.0	115,752	3.9	116,135	3.6	102,106	3.2	140,813	3.6	Kosovo
Libia	38,233	1.3	53,164	1.8	36,723	1.1	101,718	3.1	104,160	2.7	Libyan
Gjermani	96,541	3.4	81,134	2.8	69,438	2.2	88,350	2.7	89,139	2.3	Germany
Spanje	125,209	4.4	87,072	3.0	87,570	2.7	86,126	2.7	70,565	1.8	Spagnia
Te tjera	751,292	26.4	896,926	30.4	1,059,598	33.0	898,255	27.7	1,232,315	31.6	Others
Totali	2,850,046	100.0	2,948,248	100.0	3,206,084	100	3,241,018	100.0	3,905,210	100.0	Total

Import's volume by Country of Origin(main partners year 2021)

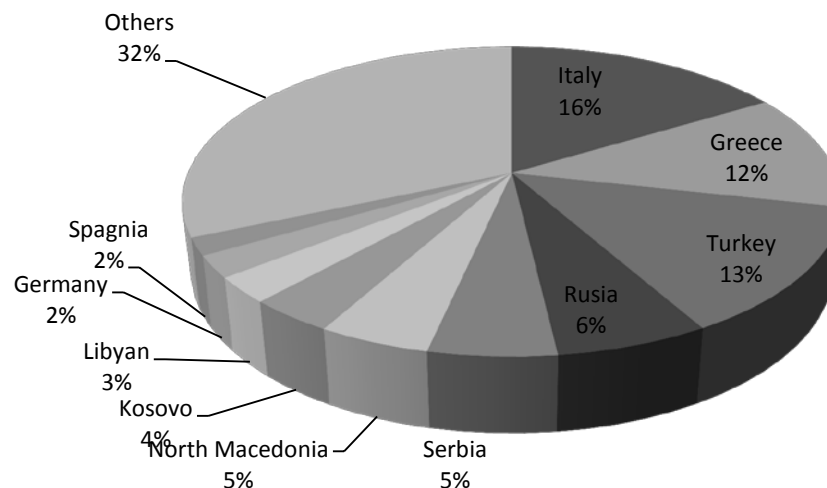


Tabela 16 Vlerat e Eksporteve sipas vendit te destinacionit

Table 16 Value of Exports by country of destination

Në milion lekë

Shtetet	Years										Countries
	2017		2018		2019		2020		2021		
	Value mln Lek	Spc Weight %	Value mln Lek	ipc Weigh %	Value mln Lek	ipc Weigh %	Value mln Lek	Spc Weight %	Value mln Lek	Spc Weight %	
Italia	94,311	53.4	97,966	47.8	96,826	48.4	77,484	45.9	96,917	41.6	Italy
Kosova	13,962	7.9	16,835	8.2	20,180	10.1	15,171	9.0	23,563	10.1	Kosovo
Spanja	9,492	5.4	15,878	7.8	12,774	6.4	10,782	6.4	15,097	6.5	Spain
Greqi	7,703	4.4	8,686	4.2	8,469	4.2	7,935	4.7	13,248	5.7	Greece
Gjermania	7,309	4.1	9,252	4.5	9,771	4.9	10,665	6.3	12,806	5.5	Germany
Maqedonia e Veriut	5,670	3.2	5,727	2.8	5,536	2.8	5,198	3.1	8,055	3.5	North Macedonia
Serbia	3,246	1.8	6,219	3.0	4,037	2.0	4,254	2.5	7,631	3.3	Serbia
Kina	5,610	3.2	3,897	1.9	4,199	2.1	3,200	1.9	5,287	2.3	China
Ceki	1,414	0.8	3,099	1.5	2,838	1.4	2,541	1.5	4,135	1.8	Czechia
Turqi	1,469	0.8	1,379	0.7	1,353	0.7	1,669	1.0	3,954	1.7	Turkey
Mali I Zi	3,240	1.8	3,785	1.8	3,642	1.8	3,353	2.0	3,923	1.7	Monte Negro
USA	1,966	1.1	3,175	1.6	2,768	1.4	1,996	1.2	2,990	1.3	USA
Te tjera	23,052	13.1	32,031	15.6	30,572	15.3	26,652	15.8	38,114	16.4	Others
Totali	176,478	100.0	204,754	100	200,197	100	168,904	100.0	232,731	100.0	Total

Value of Export by country of destination Year 2021

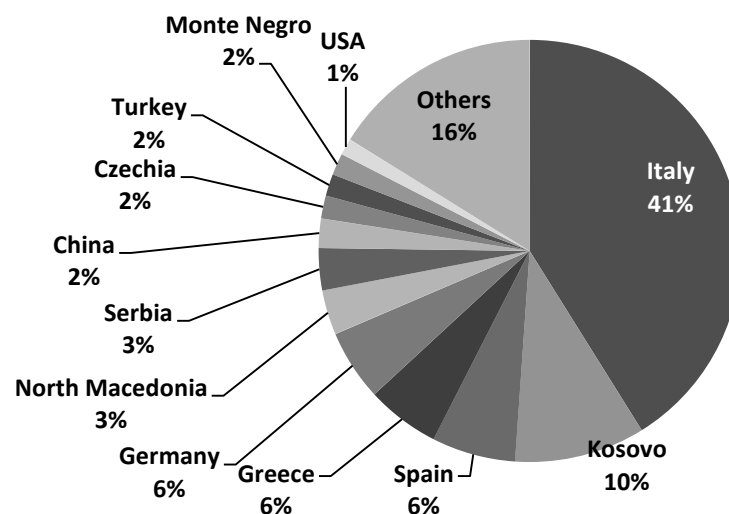


Tabela 17 Volumi i Eksporteve sipas vendit te destinacionit

Table 17 Volume of Export by country of destination

Në ton

Shtetet	Years										Countries
	2017		2018		2019		2020		2021		
	Volume Ton	Spc Weight %	Volume Ton	Spc Weight %	Volume Ton	Spc Weight %	Volume Ton	Spc Weight %	Volume Ton	Spc Weight %	
Kosova	679,456	25	601,093	24	795,886	30	609,223	25	748,706	26	Kosovo
Spanje	256,954	10	357,211	15	294,063	11	407,785	17	406,567	14	Spain
Maqedonia e Veriut	479,028	18	324,771	13	306,399	11	377,491	15	376,884	13	North Macedonia
Italia	450,110	17	303,272	12	304,722	11	189,663	8	286,465	10	Italy
Mali I Zi	221,800	8	265,053	11	261,988	10	250,727	10	211,335	7	Monte Negro
Kina	203,634	8	180,661	7	186,203	7	127,628	5	174,621	6	China
Serbi	69,785	3	111,133	5	122,872	5	122,104	5	134,759	5	Serbia
Malta	61,601	2	75,954	3	147,591	5	72,454	3	93,010	3	Malta
Greqi	77,679	3	69,830	3	70,559	3	70,443	3	89,283	3	Greece
Turqi	10,970	0	16,345	1	7,291	0	6,515	0	50,175	2	Turkey
Emiratet e Bashkuara Ar	5,889	0	15,154	1	22,719	1	32,035	1	33,383	1	United Arab Emirates
Bosnje Hercegovina	17,402	1	13,332	1	25,512	1	25,305	1	26,720	1	Bosnia & Herzegovina
Te tjera	1,982	0	126,963	5	147,233	5	171,865	7	201,679	7	Others
Totali	2,703,368	100	2,460,770	100	2,693,040	100.00	2,463,237	100.0	2,833,588	100.0	Total

Tabela Nr 22 Përshkrimet e seksioneve të S H
Table No 22 Descriptions of H S Sections

Sections	Description	Chapters
I	Kafshet e gjalla produktet me origjine prej kafsheve	1-5.
II	Produktet vegjetale	6-14.
III	Vajra dhe dhjamra kafshore apo vegjetale etj	15
IV	Ushqime te pergatitura , pijet , uthullat,duhanet etj	16-24.
V	Produktet minerale	25-27.
VI	Produktet e industrise kimike dhe te industrise te lidhjeve	28-38.
VII	Plastikat dhe artikujt prej tyre gomat dhe artikujt prej saj	39-40.
VIII	Lekurat ,gezofet mallrat e udhetimit,cantat etj	41-43.
IX	Druri dhe artikujt prej tij qymyri, prodhimet e kashtes xunkth etj	44-46.
X	Brumi i drurit letra kartoni etj	47-49.
XI	Tekstilet dhe artikujt prej tyre	50-63.
XII	Veshjet e kembeve,kokes,cadrat,bastunet puplat,lulet artificialeetj	64-67.
XIII	Artikuj guri ,allcie.cimentoje,asbesti,qelqi,prodhimet e tij	68-70.
XIV	Perlat natyrale apo te kultivuara , guret e cmuar , gjysem te cmuar ,metalet e cmuar ,monedha etj	71
XV	Metalet baze dhe artikujt prej metaleve baze	72-83.
XVI	Makineri dhe pajisje mekanike,elektrike,regjistruesit dhe riprodhuesit e tingujve ,imazhit televiziv etj	84-85.
XVII	Mjetet e transportit,avionet,anijet, pajisjet e tyre	86-89.
XVIII	Instrumentat dhe aparatet optike,fotografike, kinematografike,mjekesore, instrumentat muzikore etj	90-92.
XIX	Armet dhe municionet ,pjeset dhe plotesuesit etj	93
XX	Artikujt e ndryshem te prodhuar	94-96.
XXI	Veprat e artit ,koleksionet ,antikat	97-98.

Tabela 23 Importi Total sipas Procedurave
Table 23 Total Import by Procedure

Procedures	Description	2020		2021		Description
		Volume/Ton	Value/mln lek	Volume/Ton	Value/mln lek	
4000	Import per konsum direkt pa procedure te meparshme	2,132,130	252,998	2,581,683	331,301	definitive import without previous procedure
4042	Vendosje ne arkullim te lire pas perjashtimit nga detyrimet doganore	166	75	136	14	Placement in free circulation after exemption from customs duty
4051	Import per konsum pas RPA me pezullim	54,047	1,668	78,273	3,235	import after inward processing with suspension
4053	Import per konsum pas RLP me perjashtim te plote	677	252	1,511	401	import after temporary importation with total exemption
4055	Import per konsum pas RLP me perjashtim te pjesshem	33	42	127	216	import after temporary importation with partial exemption
4056	Import per konsum pas ekspozitive ose panairove	0	0			import after exhibitions or fairs
4071	Import per konsum pas magazinimit doganor	149,888	18,743	207,144	27,536	import after customs warehousing regime
4078	Import per konsum pas vendosjes ne zone ose magazine te lire	259,898	12,317	144,381	8,878	import after free warehousing or free zones
4091	Import per konsum pas perpunimit nen kontrollin doganor			25	1	import for consumption after processing under customs control
4200	Import per konsum i mallrave te perjashtuara pa procedure te meparshme	5,247	3,812	10,835	10,042	import of exempted goods without previous procedure
4253	Import per konsum me perjashtim nga taksat per RLP	86	304	67	55	import of exempted goods after temporary importation
4271	Import per konsum i mallrave te perjashtuara pas magazines doganore	43	84	55	174	import of exempted goods after customs warehousing
4278	Import per konsum i mallrave te perjashtuara pas magazines se lire	416	36	282	30	import of exempted goods after free warehouse
4700	Qarkullim i lire me akcise te pezulluar	68,925	6,784	120,169	11,574	free circulation with Excise suspended
4751	Qarkullim i lire me akcise te pezulluar pas RPA me pezullim					free circulation with Excise suspended after inward processing suspension
4771	Qarkullim i lire me akcise te pezulluar pas magazinimit doganor	1	0	13	3	free circulation of Excise suspended after customs storage
4778	Qarkullim i lire me akcise te pezulluar pas magazines se lire	57,252	3,263	12,412	724	free flow with akcise suspended after free warehouse
4900	Import paraprak mallrave PP, Shkembim standart i garantuar	0	8	0	4	import of outward processing, standart exchange
5100	Import i perkohshem per RPA me pezullim	473,217	76,759	476,440	95,636	temporary importation for inward processing, suspension
5141	Transferim i mallrave nga RPA me rimbursim ne nje RPA me pezullim	1	1			transfer of goods from a refund inward processing to suspended inward processing
5151	Transferim i mallrave apo produkteve kompesuese nga RPA tek nje tjetër	19,757	4,912	29,841	5,748	transferal of goods among two inward processing regims
5171	Import per RPA pas magazinimit doganor	3,961	559	3,157	829	temporary importation for inward processing, after customs warehousing
5178	Futja e mallrave me RPA me pezullim nga magazina e lire	3,364	167	2,631	163	Introducing of suspension RPA goods from free warehouse
5300	Import i perkohshem per RLP me perjashtim te plote	10,585	1,595	13,161	2,795	temporary importation with total exemption
5353	Transferim i RLP me perjashtim te plote nga nje mbajtes tek nje tjetër	591	100	1,352	113	transfer of temporary admission regime with total exemption from a carrier to another
5356	Import i perkohshem me perjashtim te plote pas ekspozitive ose panairove			2	0	temporary import with complete exemption after exhibitions or fairs
5371	Import i perkohshem perjashtim i plote pas magazinimit doganor	71	40	142	129	temporary importation with total exemption after customs warehousing
5500	Import i perkohshem per RLP me perjashtim te pjesshem	12,346	18,489	1,406	914	temporary importation with partial exemption
5553	RLP me perjashtim te pjesshem pas RLP me perjashtim te plote					RLP with partial exception after of RLP with full exception
5555	Transferim nga mbajtesi tek persona te tjere RLP perjashtim i plote	21	106			transfer from holder to other temporary admission persons, complete exemption
5571	Import per RLP me perjashtim te pjesshem pas magazines doganore	74	119	28	85	Import for RLP partial suspension after customs warehouse
5600	Import i perkohshem per ekspozita pa procedure te meparshme	20	13	1	1	temporary importation for exhibitions or fairs without previous procedure
5671	Import i perkohshem per ekspozite pas magazinimit doganor					temporary import for exhibition after customs warehouse
6121	Ri-Importim i mallrave ne RPP	3,388	126	779	49	re importation under outward processing
6221	Operacione perpunimi ne vend te huaj	15	29	36	46	processing operations in a foreign country
6323	Ri-Importim i mallrave te rikthyera pa ndryshime	2,627	188	1,835	209	re importation of the returned goods without changes
6378	Ri importim i mallrave shqiptare nga magazina e lire					re importation of albanian goods from free warehouse
6525	Ri-Importim i mallrave te eksportuar per riparime	303	113	373	166	re importation of the repaired goods
6571	Riimportim nga eksporti per riparime pas magazinimit doganor	12	14			re-importation from export for repairs after customs warehousing
6910	Rikthim i mallrave te eksportuara definitivisht	1,003	246	947	188	re importation of exported goods (ex 1)
9100	Vendosje nen perpunim doganor pa procedure te meparshme					processing under customs control without previous procedure
9171	Perpunim nen kontroll doganor pas magazinimit doganore					processing under customs control after customs warehousing
9300	Asgjesimi i mallrave nen kontroll doganor	3	1	844	23	destruction of goods under processing under customs control regime
9351	Shkaterim i mallrave qe kane qene ne RPA pezullim	27,982	52	32,979	108	destruction of goods after inward processing / suspension
9353	Shkaterim i mallrave pas RLP me perjashtim te plote	11	0			destruction of goods after temporary admission with exemption
9371	Shkaterimi i mallrave qe kane qene ne magazine doganore	1	3	3	14	destruction of the goods that were in the customs warehouse
9451	Braktisje e mallit pas RPA			3	1	abandonment of goods after inward processing
9471	Braktisje e mallrave pas regjimit te magazines doganore					abandonment of goods after the customs warehouse regime
9600	Sistemim situatë ne zonen e lire per shkarkimin e tranzitit	81,549	153	341,728	305	arrangement of situation in the free zone for transit unloading
9678	Sistemim situatë pas hyrjes se mallrave ne magazine te lire	2,129	133	7,200	433	collation situation after entry of goods in free warehouse
9700	Diferenca ne matje	515	10	1,301	9	difference in measurement
9771	Diferenca ne matje	34	1	78	5	the difference in measurements
9778	Diferenca ne matje ne magazine te lire	1,430	68	210	7	the difference in measurements in a free warehouse
9900	Firo natyrore apo teknike			784	45	natural or technical firo
9951	Firo natyrore ose teknike e mallrave qe kane qene ne RPA pezullim	10,640	4	13,037	1	natural or technical losses of inward processing / suspension
9971	firo natyrore ose teknike e mallrave qe kane qene ne Magazine Doganore	53	2	7	0	natural or technical expected losses of the goods that were in the Customs Warehouse
9978	Firo natyrore ose teknike e mallrave qe kane qene ne Mag te Lire	1,348	56	112	6	natural or technical losses of goods in free warehousing
Totali		3,385,862	404,446	4,087,529	502,214	

Tabela Nr 24 Eksporti Total sipas Procedurës

Table No 24 Total Export by Procedure

Procedura	Përshkrimi	2020		2021		Description
		Volume/Ton	Value/mln lek	Volume/Ton	Value/mln lek	
1000	Eksport definitiv direkt	2,129,834	58,350	2,433,106	96,070	definitiv export
1023	Eksport definitiv pas eksportit te perkohshem per kthim pa ndryshime	4	0	75	5	definitive export after temporary exportation for return without changes
1025	Eksport definitiv pas eksportit te perkohshem per riparime	6	7	2	4	definitive export after temporary exportation for repair
1051	Eksport pas RPA me pezullim	9	0			export after active processing regime with suspension
1072	Eksport i mallrave shqiptare qe kane qene ne MagDog	3	5	4	9	definitive export of albanian goods after customs warehousing
2100	Eksport i perkohshem per RPP direkt pa procedure te meparshme	3,277	281	747	111	temporary exportation for outward processing, without previous procedure
2151	Perpunim pasiv i mallrave ne PA	20	27	44	37	passive processing of goods under active processing
2300	Eksport i perkohshem per kthim pa ndryshime pa procedure te meparshme	2,503	184	2,100	271	temporary exportation for return without changes without previous procedure
2500	Eksport i perkohshem i mallrave shqiptare per riparime	313	522	415	425	temporary exportation of albanian goods for repair
2553	Eksport i perkohshem per riparime i mallrave qe jane ne RLP	0	1	3	2	temporary exportation for repair of the goods under temporary importation
2555	Eksport i perkohshem per riparime i mallrave qe jane ne RLP perjashtim i pjeshem	1	2	26	8	temporary exportation for repair of the goods under temporary importation partial exemption
2571	Eksport i perkohshem per riparime i mallrave jane ne magazine Doganore					temporary exportation for repair of the goods which are in customs werehouses
3100	Kthim ne origjine pa procedure te meparshme	29,069	1,243	10,405	866	return to origine country without previous procedure
3140	Riekportim pas Importimit per konsum te brendshem	4,989	372	7,854	628	reexport after definitive import
3141	Ri-eksportim pas RPA me rimbursim	2	0			re export after inward processing with drawback
3151	Ri-eksportim pas RPA me pezullim	296,043	108,533	381,353	135,000	re export after inward processing with suspension
3153	Ri-eksportim pas Importimit me RLP me perjashtim te plote	10,306	2,187	12,299	2,448	re export after temporary importation with total exemption
3155	Ri-eksportim pas RLP me perjashtim te pjeshem	12,915	18,743	892	438	re export after temporary importation with partial exemption
3156	Ri-eksportim pas ekspozitave ose panaireve	20	13	2	2	re export after exhibitions or fairs
3171	Ri-eksportim pas hyrjes ne MagDog i mallrave jo shqiptare	82,001	6,899	96,916	10,771	re exportation of non albanian goods under customs warehousing regime
3178	Ri-eksportim pas vendosjes ne magazina ose zona te lira	695,326	21,946	519,099	19,584	re exportation after customs warehousing or free zones
Total		3,266,642	219,314	3,465,341	266,680	

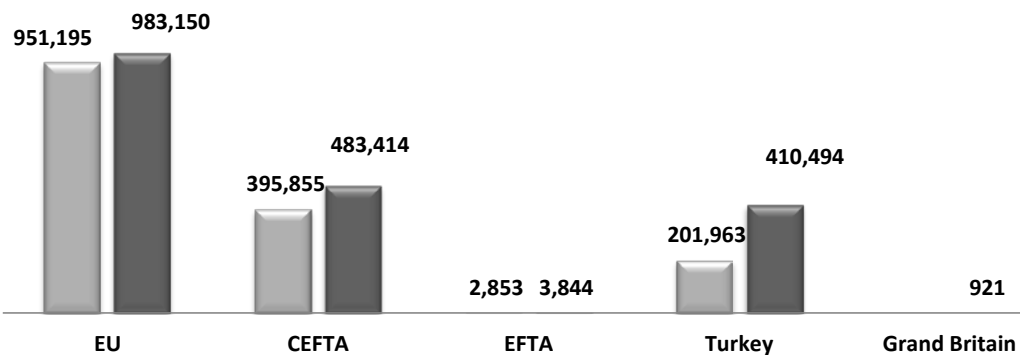
Tabela 25 Marrëveshjet e Tregtisë të Lirë Import

Table 25 Free Trade Agreements Import

Grupimet	2020				States	2021			
	MTL Volume/Ton	MTL Value/mln lek	Total Volume/Ton	Total Value/mln lek		FTA Volume/Ton	FTA Value/mln lek	Total Volume/Ton	Total Value/mln lek
BE	951,195	130,328	1,442,519	216,428	EU	983,150	158,221	1,596,253	270,302
CEFTA	395,855	17,945	543,378	27,012	CEFTA	483,414	25,276	605,584	34,588
EFTA	2,853	478	24,098	7,755	EFTA	3,844	875	17,841	6,448
Turqia	201,963	27,853	343,802	36,060	Turkey	410,494	43,926	519,192	53,538
Britania e Madhe			3,553	3,364	Grand Britain	921	247	5,836	4,149
Totali	1,551,866	176,603	2,357,350	290,619	Totals	1,881,823	228,545	2,744,706	369,026

FTA Goods Import / Volume Ton 2020-2021

■ FTA Volume 2020 ■ FTA Volume 2021



FTA Goods Import / Value mln Lek 2020-2021

■ FTA Value 2020 ■ FTA Value 2021

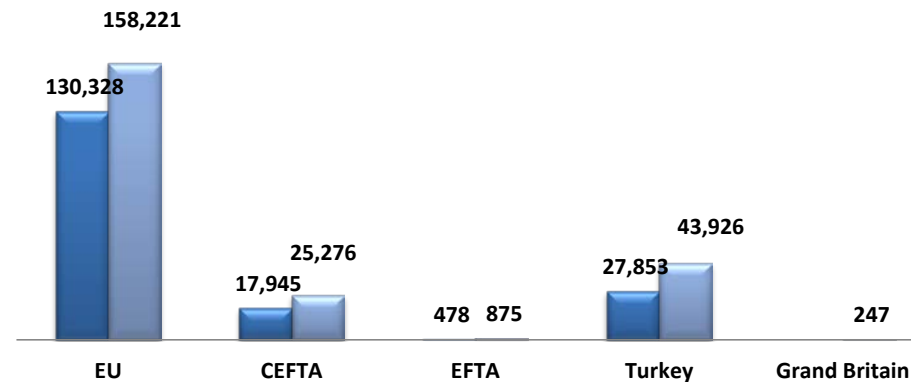


Tabela 26 Marrëveshjet e Tregtisë së Lirë Eksport

Table 26 Free Trade Agreements Export

Grupimet	2020				States	2021			
	MTL Volume/Ton	MTL Value/mln lek	Total Volume/Ton	Total Value/mln lek		FTA Volume/Ton	FTA Value/mln lek	Total Volume/Ton	Total Value/mln lek
BE	264,348	79,280	834,412	126,932	EU	343,437	99,196	1,010,425	167,313
CEFTA	861,856	17,022	1,385,183	29,269	CEFTA	1,002,550	29,052	1,498,815	44,912
EFTA	592	126	2,824	593	EFTA	393	77	8,753	1,778
Turqia	4,626	1,251	6,515	1,669	Turkey	48,630	3,787	50,175	3,954
Britania e Madhe			2,144	471	Grand Britain	375	138	1,992	507
Totali	1,131,422	97,678	2,228,934	158,463	Totals	1,395,010	132,112	2,568,167	217,958

