



**General Directorate of Customs
Fiscal Analyses Unit**

BULETINI FISKAL QERSHOR 2021

**FISCAL BULETIN
JUNE 2021**

Tel ++ 355 4 2 264 913

Përmbajtja
Content

Të Ardhurat Doganore në Total dhe sipas zërave

Customs Revenues

1. Realizimi i të Ardhurave Doganore (Taksë doganore, Akcisë, Tvsh,Rentë minerare,etj.)
Customs Revenues (Customs Duty, Excise,VAT,Mineral Royalty,etc.)
2. Realizimi i të Ardhurave Doganore në vite
Customs Revenues in years
3. Taksa Doganore në vite
Customs Duty in years
4. Akcisa në vite
Excise in years
5. Tvsh në vite
VAT in years
6. Renta minerare në vite
Mineral Royalty in years
7. Niveli mesatar i Taksës Doganore në vite
Average Tariff Rate in years

Volumi i Importeve në Vlerë

Value of Imports

8. Vlera e importeve sipas muajve
Value of imports by months
9. Vlera e importeve në vite
Value of imports in years
10. Importi i Taksuar në vite
Taxable imports in years
11. Importi i Pataksuar në vite
Untaxable Imports in years
12. Importi me Regjim Perpunimi Aktiv në vite
Import under inëard processing in years
13. Kursi i këmbimit të dollarit amerikan kundrejt lekut
Exchange rate USD/Lek
14. Kursi i këmbimit të Euros kundrejt lekut
Exchange rate Euro/Lek

Mallrat Kryesore të Akcisës dhe Mallrat që zënë peshën kryesore në Totalin e të Ardhurave

Main Excise Commodities and Main Imports Revenues Collected

15. Mallrat Kryesore të Akcizës (Cigare, Birrë, Kafe, Karburant)
Main Excise Commodities by months(Cigarette, Beer,Fuel,Coffee)
16. Importi i Kafes,Birrës,Cigareve,Karburantit në Vite
Main Excise Commodities by years (Coffee,Beer,Cigarette,Fuel)
17. Mallrat që zënë peshën kryesore në Totalin e Të Ardhurave
Main Imports Revenues Collected

Tabela 2 Realizimi i të Ardhurave Doganore në vite
Table 2 Customs Revenues in years

Në milion lekë

Muajt	2017	2018	2019	2020	2021	Months
Janar	9,235	11,361	10,604	11,267	11,575	January
Shkurt	10,952	11,440	11,704	12,381	12,223	February
Mars	13,224	13,408	13,271	10,945	14,478	March
Prill	12,661	12,703	13,783	8,966	14,580	April
Maj	13,444	13,792	14,246	11,156	15,055	May
Qershor	14,415	13,818	13,904	13,253	16,875	June
Progresivi	73,932	76,522	77,511	67,968	84,786	Total

Nuk janë të zbritura Rimbursimet e Akcizës

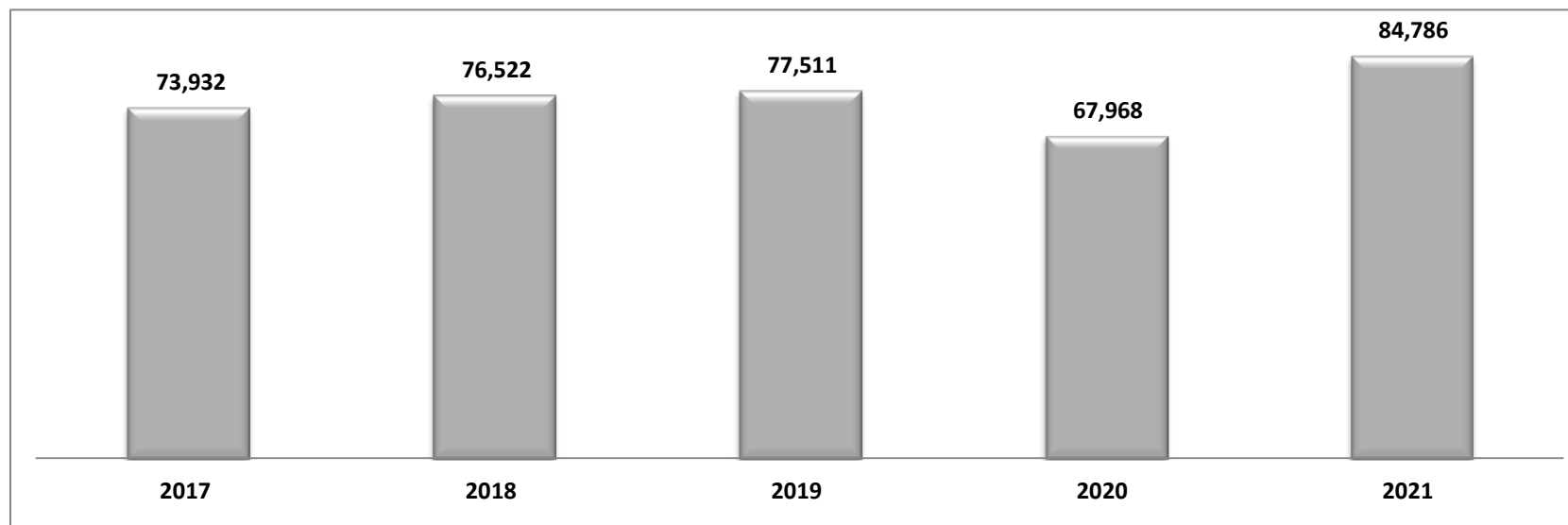


Tabela 3 Taksa Doganore në vite

Table 3 Customs Duty in years

Në milion Lekë

Muajt	2017	2018	2019	2020	2021	Months
Janar	414	418	410	451	458	January
Shkurt	450	459	430	503	479	February
Mars	494	523	571	405	569	March
Prill	482	467	555	373	564	April
Maj	636	564	592	514	604	May
Qershor	559	529	559	562	647	June
Progresivi	3,035	2,960	3,117	2,809	3,322	Total

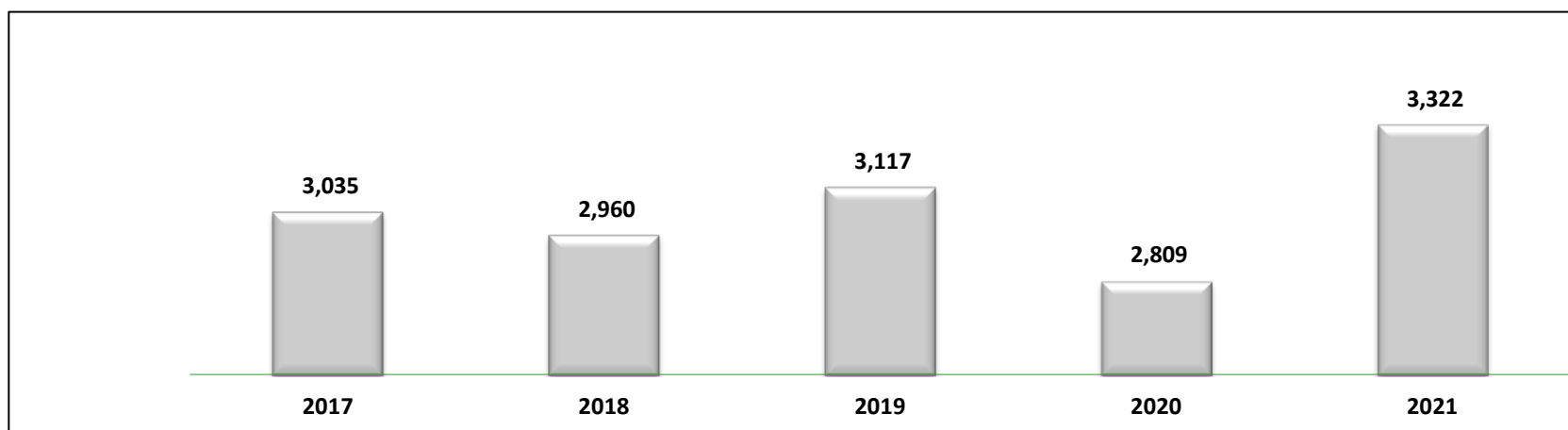
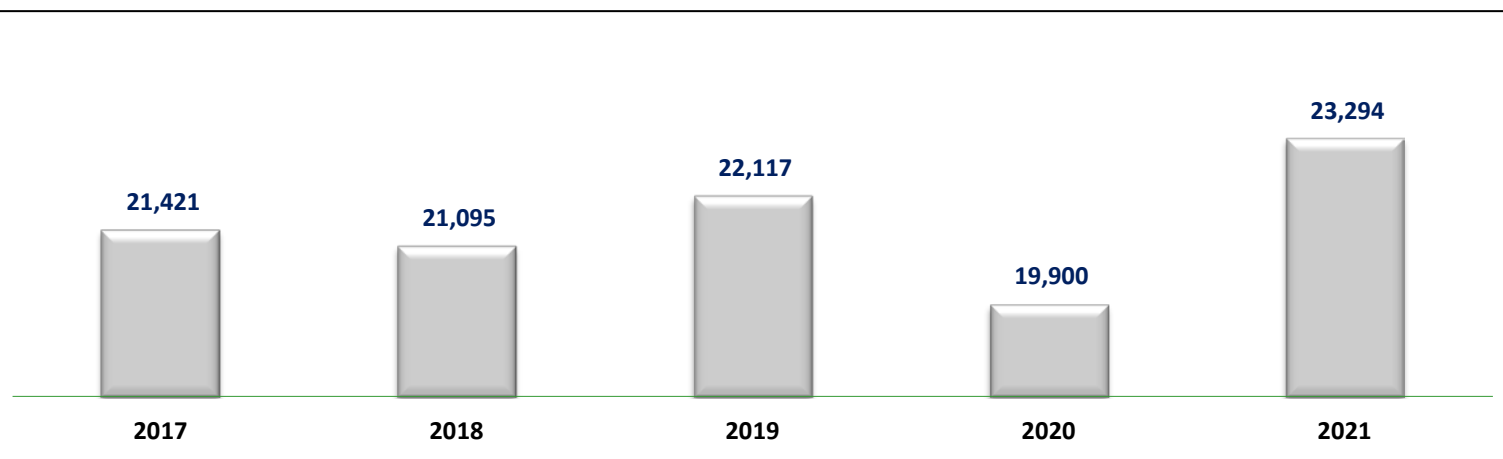


Tabela 4 Akciza në vite

Table 4 Excise in years

Në milion Lekë

Muajt	2017	2018	2019	2020	2021	Months
Janar	2,795	3,044	3,101	3,446	3,186	January
Shkurt	3,003	3,207	3,269	3,329	3,422	February
Mars	3,600	3,434	3,840	3,512	3,764	March
Prill	3,688	3,467	3,689	2,421	3,703	April
Maj	3,851	3,707	3,891	3,201	4,318	May
Qershor	4,485	4,236	4,327	3,992	4,901	June
Progresivi	21,421	21,095	22,117	19,900	23,294	Total



Shënim :

Tabela 5 Tvsh në vite
Table 5 VAT in years

Në milion lekë

Muajt	2017	2018	2019	2020	2021	Months
Janar	5,775	7,665	6,893	7,124	7,683	January
Shkurt	7,310	7,505	7,849	8,330	8,130	February
Mars	8,983	9,197	8,684	6,833	9,958	March
Prill	8,140	8,514	9,340	6,122	10,137	April
Maj	8,817	9,260	9,477	7,360	9,879	May
Qershor	9,234	8,855	8,856	8,569	11,140	June
Progresivi	48,259	50,995	51,098	44,338	56,927	Total

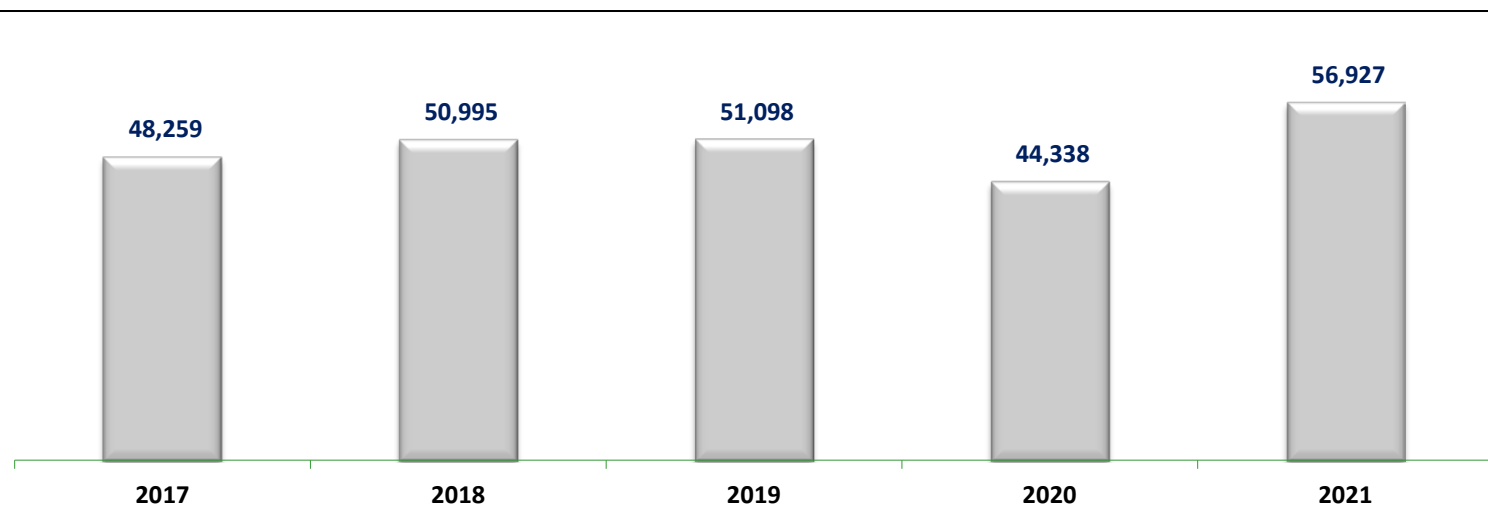


Tabela 6 Renta Minerare në vite
Table 6 Mineral Royalty in years

Në milion Lekë

Muajt	2017	2018	2019	2020	2021	Months
Janar	250	234	201	246	247	January
Shkurt	188	269	155	219	191	February
Mars	147	255	176	196	187	March
Prill	352	255	199	49	175	April
Maj	141	261	286	81	255	May
Qershor	138	198	162	130	187	June
Progresivi	1,216	1,472	1,180	921	1,242	Total

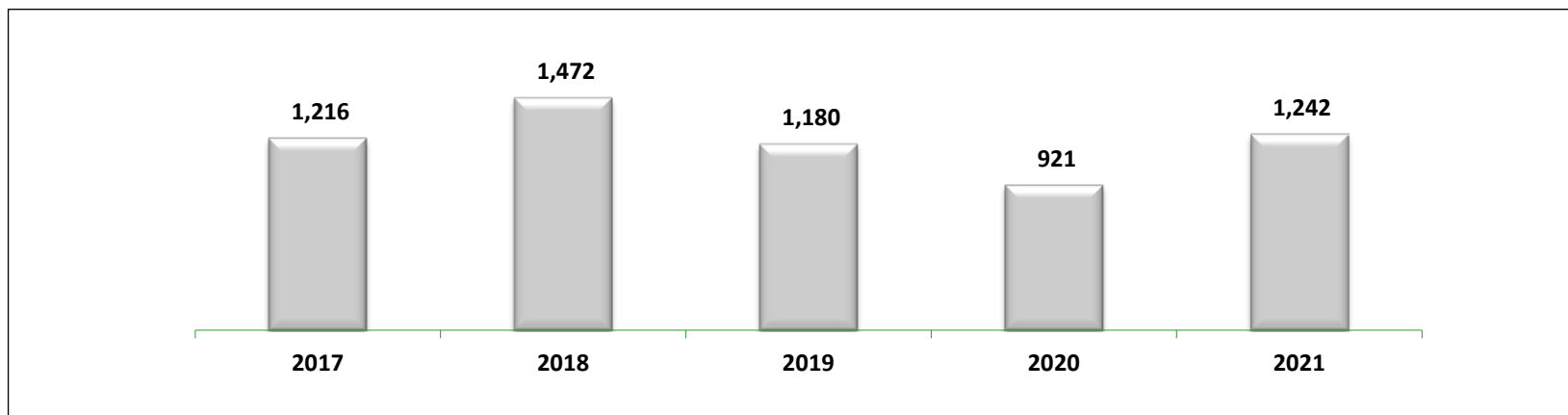


Tabela 7 Niveli mesatar i taksës doganore në vite

Table 7 Average Tariff Rate in years

Muajt	2017	2018	2019	2020	2021	Months
Janar	1.48	1.52	1.16	1.39	1.28	January
Shkurt	1.35	1.31	1.29	1.28	1.16	February
Mars	1.30	1.19	1.36	1.22	1.12	March
Prill	1.15	1.20	1.43	1.15	1.12	April
Maj	1.58	1.35	1.40	1.48	1.29	May
Qershor	1.36	1.20	1.40	1.40	1.22	June
Niveli mesatar	1.36	1.28	1.34	1.32	1.19	Average tariff rate

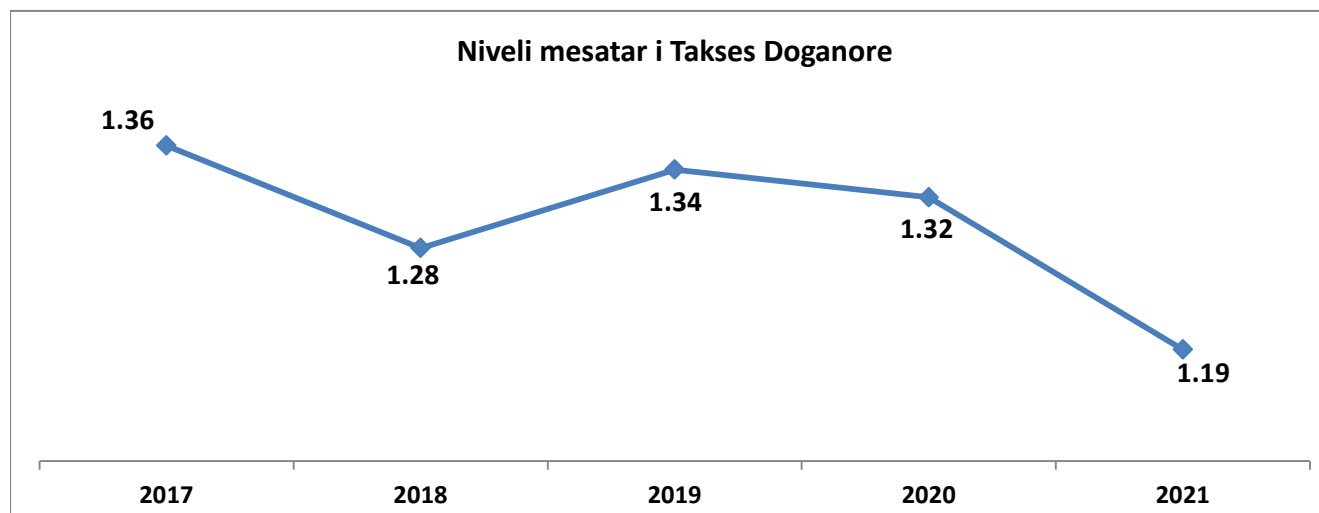


Tabela 8 Vlera e Importeve sipas muajve

Table 8 Value of imports by months

Në milion lekë

Muajt	Import		Import i Taksuar		Import i Pataksuar		Përpunim Aktiv		Të Tjera		Months
	Vlera		Vlera	%	Vlera	%	Vlera	%	Vlera	%	
Janar	46,122		35,912	77.9	391	0.8	9,114	19.8	705	1.5	January
Shkurt	54,309		41,344	76.1	1,078	2.0	10,713	19.7	1,175	2.2	February
Mars	66,324		50,758	76.5	1,179	1.8	12,834	19.3	1,553	2.3	March
Prill	66,193		50,494	76.3	853	1.3	12,015	18.2	2,830	4.3	April
Maj	64,392		46,889	72.8	837	1.3	14,536	22.6	2,130	3.3	May
Qershor	69,418		52,963	76.3	1,013	1.5	13,719	19.8	1,723	2.5	June
Progresivi	366,758		278,360	77.9	5,351	0.8	72,931	20	10,116	1.5	0

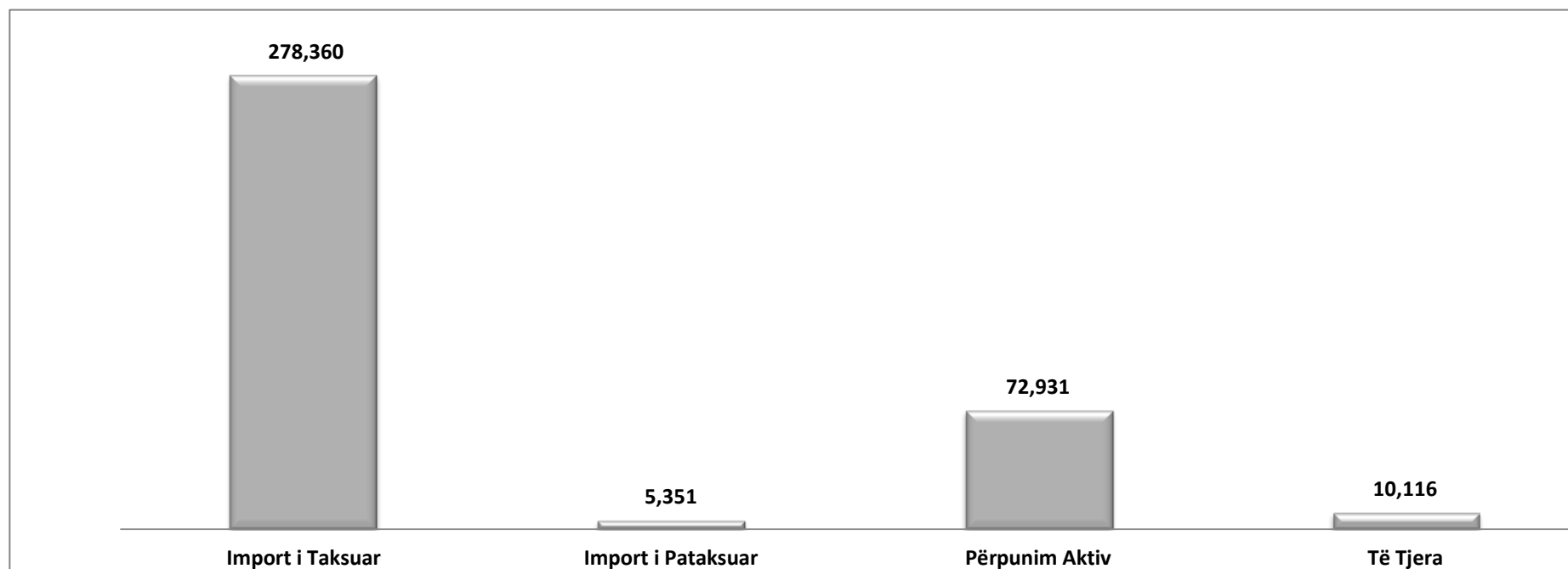


Tabela 9 Vlera e Importeve në vite
Table 9 Value of Imports in years

Në milion lekë

Vitet	2017	2018	2019	2020	2021	Years
Importi I Taksuar	222,426	231,503	231,808	212,617	278,360	Taxable imports
Importi I Pataksuar	2,700	3,796	10,411	3,122	5,351	Untaxable imports
Importi me RPA	53,598	60,221	68,532	56,147	72,931	Import under inward processing
Të tjera Importe	10,913	13,695	12,782	18,167	24,572	Other imports
Totali I Importeve	289,636	309,215	323,533	290,053	381,215	Total of imports

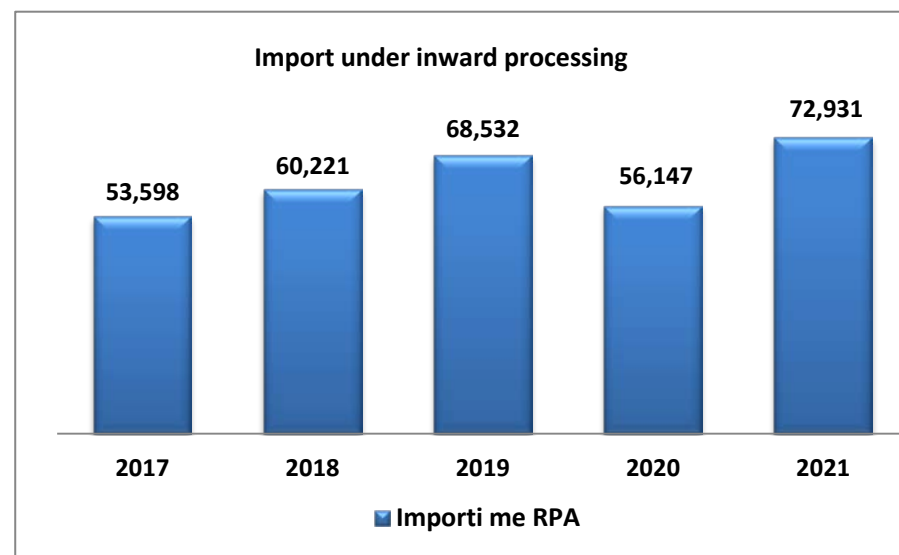
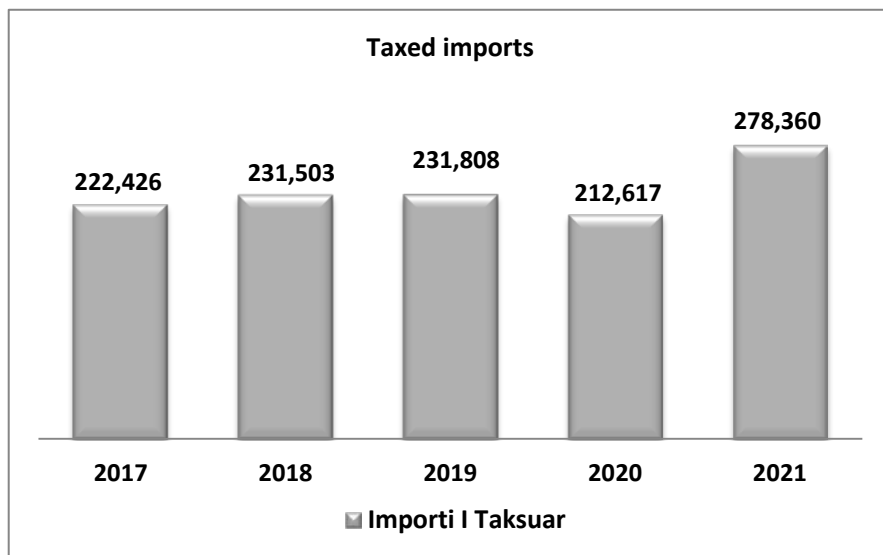


Tabela 10 Importi i Taksuar në vite
Table 10 Taxable imports in years

Në milion lekë

Muajt	2017	2018	2019	2020	2021	Months
Janar	27,993	27,499	35,206	32,536	35,912	January
Shkurt	33,256	35,129	33,346	39,408	41,344	February
Mars	38,119	43,913	42,104	33,062	50,758	March
Prill	41,772	38,915	38,858	32,600	50,494	April
Maj	40,245	41,882	42,279	34,790	46,889	May
Qershor	41,042	44,165	40,015	40,220	52,963	June
Progresivi	222,426	231,503	231,808	212,617	278,360	Total

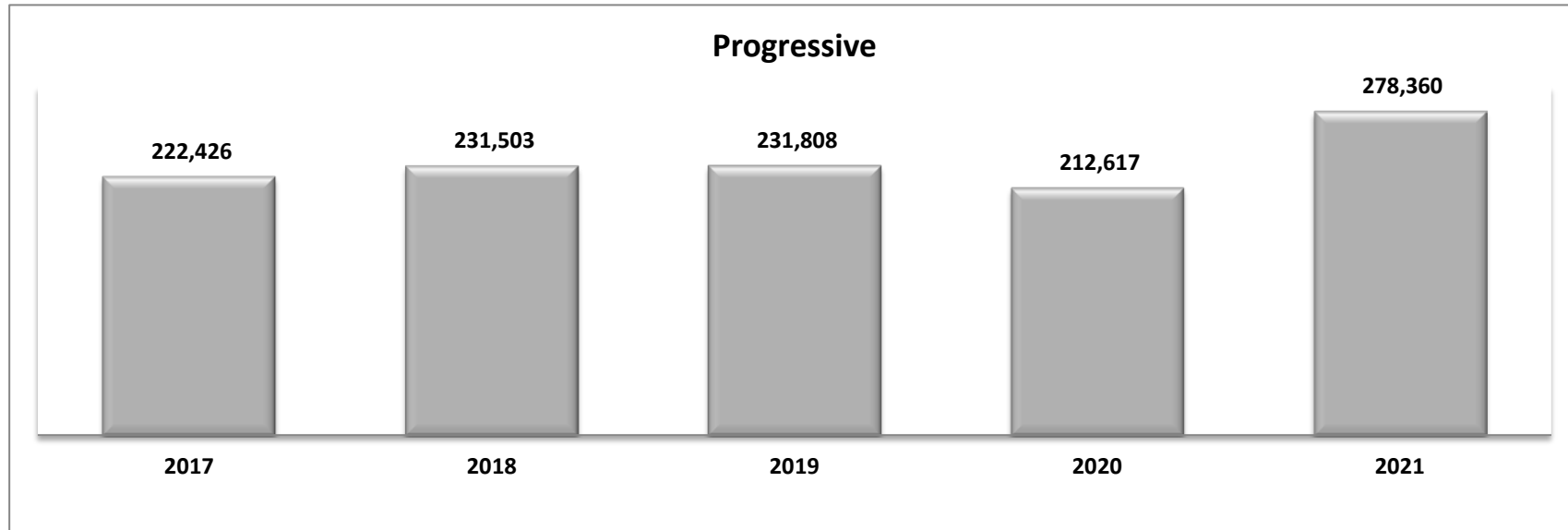


Tabela 11 Importi i Pataksuar në Vite
Table 11 Not Taxable Imports in years

Në milion lekë

Muajt	2017	2018	2019	2020	2020	Months
Janar	314	363	717	580	391	January
Shkurt	215	612	1,911	552	1,078	February
Mars	731	481	1,852	270	1,179	March
Prill	222	1,007	1,894	499	853	April
Maj	516	676	1,932	865	837	May
Qershor	701	657	2,105	356	1,013	June
Progresivi	2,700	3,796	10,411	3,122	5,351	Total

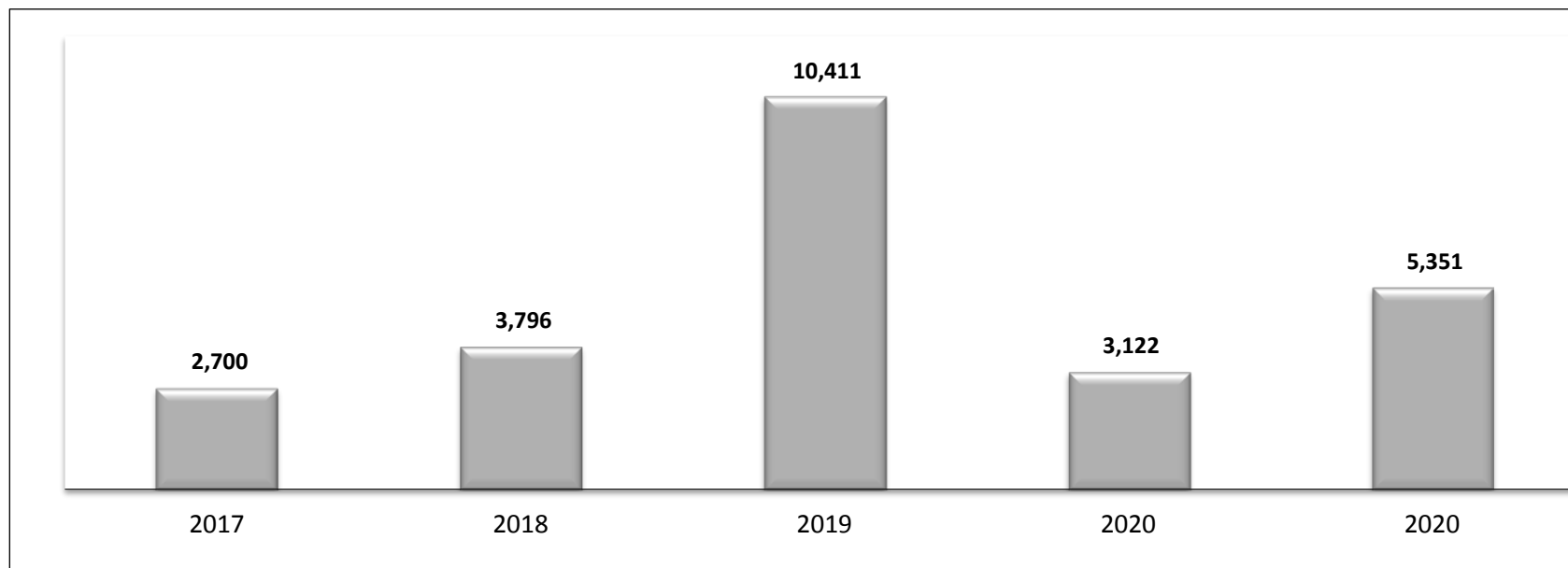


Table 12 Import I Përpnimit Aktiv në Vite

Table 12 Import Under Inward processing in years

Në milion lekë

Muajt	2017	2018	2019	2020	2020	Months
Janar	6,752	7,198	9,075	8,923	9,114	January
Shkurt	8,146	8,565	10,954	11,821	10,713	February
Mars	8,059	9,578	11,700	8,763	12,834	March
Prill	9,600	10,009	11,906	5,783	12,015	April
Maj	10,608	12,429	12,812	9,283	14,536	May
Qershor	10,432	12,443	12,085	11,575	13,719	June
Progresivi	53,598	60,221	68,532	56,147	72,931	Total

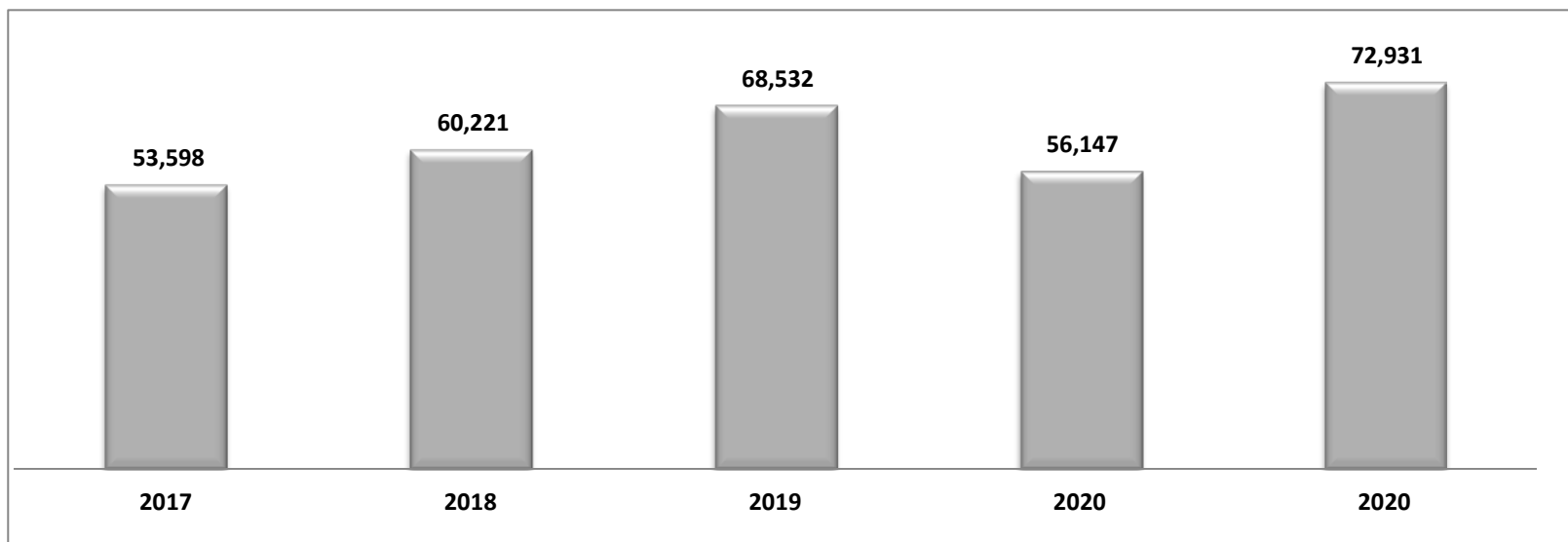


Tabela 13 Kursi i këmbimit të dollarit amerikan kundrejt lekut

Table 13 Exchange rate USD/Lek

Muajt	2017	2018	2019	2020	2021	Months
Janar	128.17	111.1	107.82	108.64	100.84	January
Shkurt	127.37	107.26	108.58	110.71	101.97	February
Mars	127.45	108.12	110.51	111.38	101.99	March
Prill	127.34	105.80	111.67	118.75	104.91	April
Maj	123.55	106.28	110.09	113.55	101.89	May
Qershor	119.99	107.61	109.97	111.76	100.96	June
Kursi mesatar	125.65	107.70	109.77	112.47	102.09	Average rate

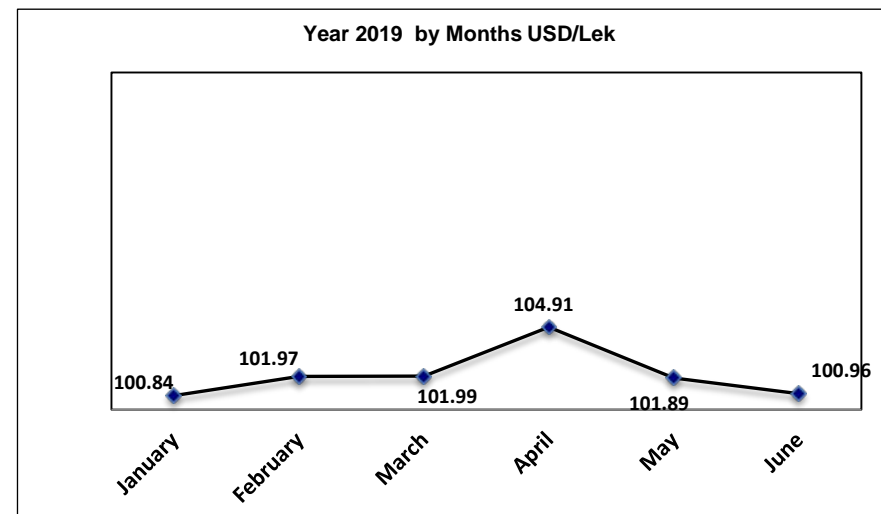
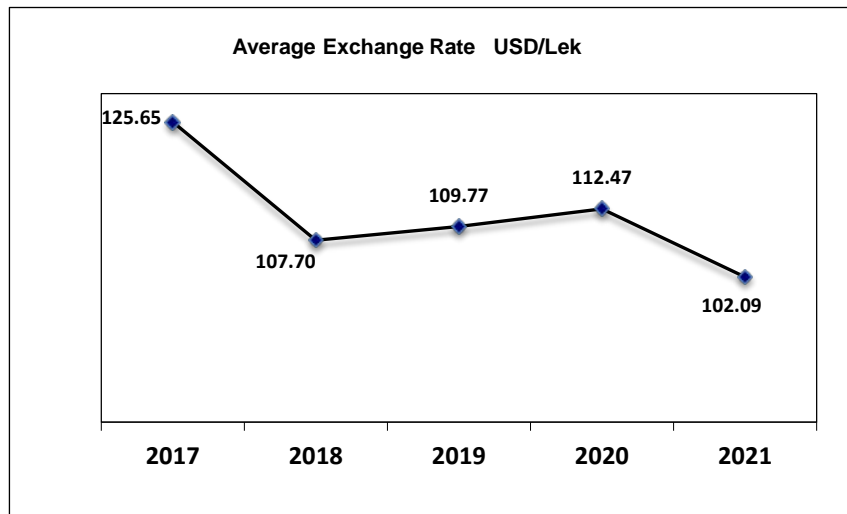
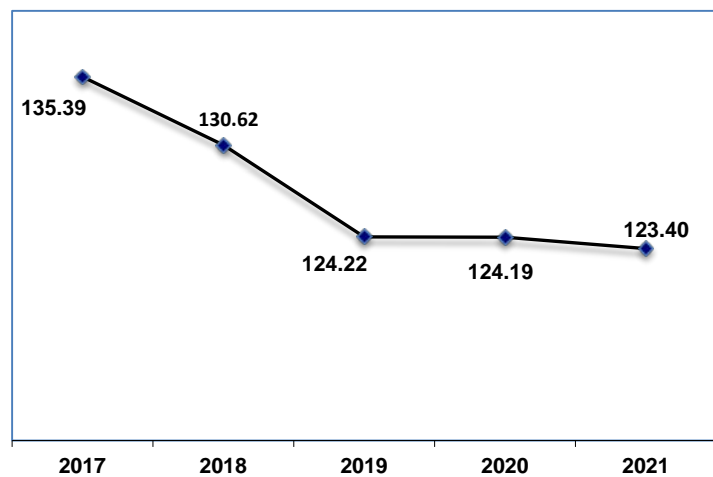


Tabela 14 Kursi i këmbimit të Euros kundrejt lekut

Table 14 Exchange rate Euro/Lek

Muajt	2017	2018	2019	2020	2021	Months
Janar	135.23	132.95	123.42	121.77	123.70	January
Shkurt	136.39	133.44	124.64	122.13	123.61	February
Mars	135.08	132.23	125.92	122.74	123.67	March
Prill	136.13	130.44	125.34	130.66	123.16	April
Maj	135.33	128.74	123.38	123.49	123.19	May
Qershor	134.19	125.93	122.63	124.33	123.05	June
Kursi mesatar	135.39	130.62	124.22	124.19	123.40	Average rate

Average Exchange Rate Euro/Lek



Year 2016 by Months Euro/Lek

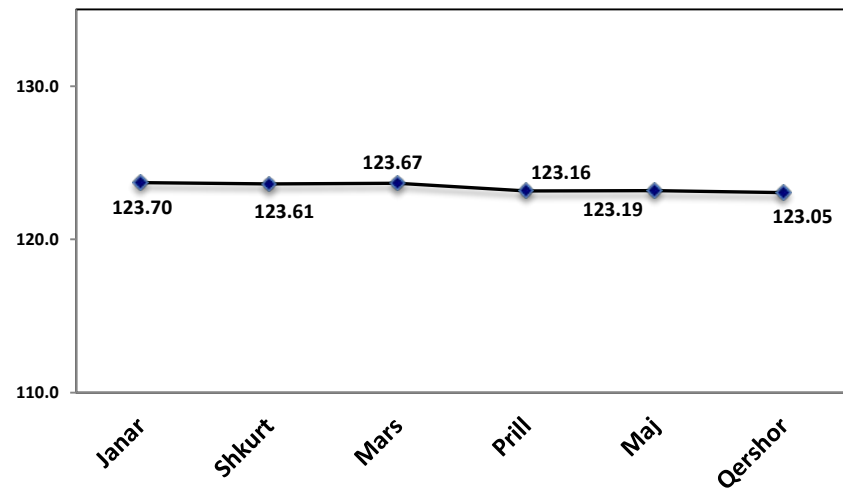
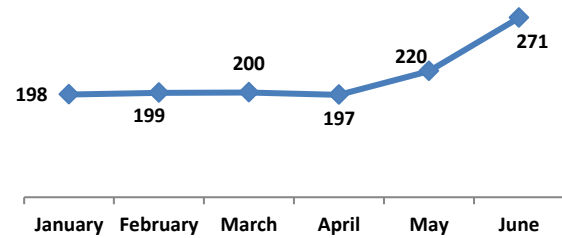


Tabela 15 Mallrat kryesore të Akcisës sipas muajve (Cigare, Birrë, Karburante, Kafe)

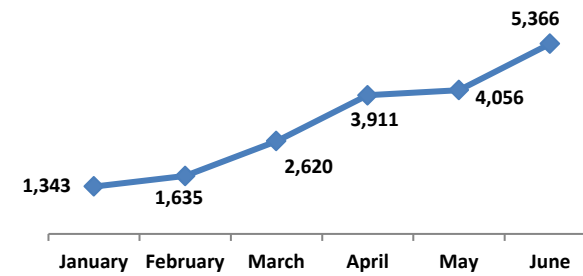
Table 15 Main Excise Commodities by months(Cigarette, Beer,Fuel,Coffee)

Muajt	Cigare	Birrë	Karburante	Kafe	Months
	Cigarette	Beer	Fuel	Coffee	
	Sasia ne Ton	Sasia ne 000/litra	Sasia ne ton	Sasia ne Ton	
Janar	198	1,343	39,753	693	January
Shkurt	199	1,635	39,607	435	February
Mars	200	2,620	46,660	862	March
Prill	197	3,911	49,105	767	April
Maj	220	4,056	54,056	713	May
Qershor	271	5,366	56,133	662	June
Progresivi	1,285	18,930	285,314	4,133	Total

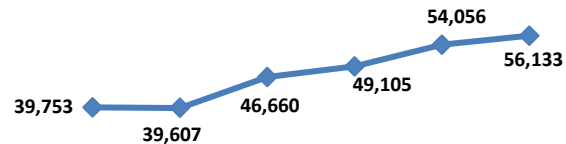
CIGARE /Ton



BEER /000 litra



FUEL/Ton



COFFEE /Ton

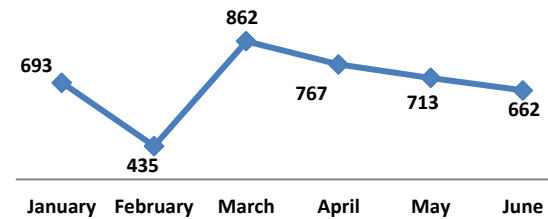


Tabela 16 Mallrat kryesore të Akcisës sipas viteve (Kafe, Birrë, Cigare, Karburante)

Table 16 Main Excise Commodities by years (Coffee,Beer,Cigarette,Fuel)

	Kafe Coffee	Birrë Beer	Cigare Cigarette	Karburante Fuel	
Vitet	Sasia/Ton	Sasia/ 000/Litra	Sasia/Ton	Sasia/ Ton	Vitet
2017	3,110	11,563	1,138	135,095	2017
2018	3,697	12,110	1,130	204,259	2018
2019	3,311	12,352	1,099	189,323	2019
2020	3,302	9,577	1,038	190,797	2020
2021	3,471	13,564	1,014	229,181	2021

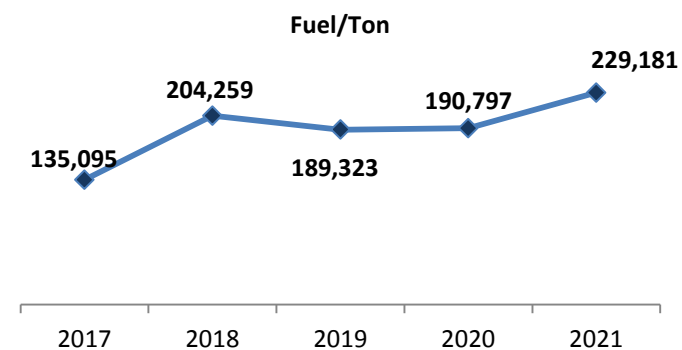
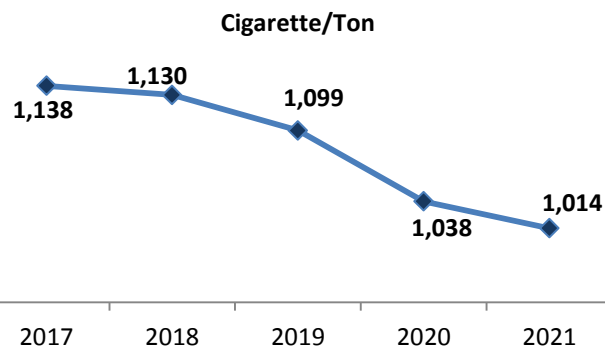
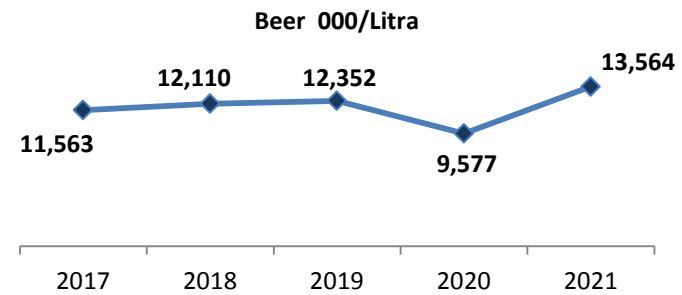
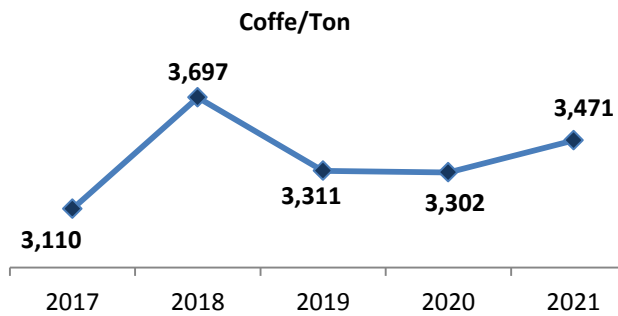


Tabela 17 Të ardhurat sipas mallrave kryesore Janar-Qershor 2021

	Pershkrimi	Të Ardhurat në Milion Lekë	Kontributi në % ndaj të ardhurave gjithësej
1	Karburante Import	20,076	23.68
2	Cigare	11,004	12.98
3	Metalet baze dhe artikujt prej tyre	5,186	6.12
4	Automjeteve te perdorura	3,725	4.39
5	Plastika dhe artikujt	2,323	2.74
6	Veshje, Tekstile	2,282	2.69
7	Ushqime te pergatitura	2,197	2.59
8	Materiale te ndertimit	1,961	2.31
9	Detergjentet; parfumeri	1,788	2.11
10	Kimikatet inorganik kimik	1,430	1.69
11	Gaz i Lëngët	1,358	1.60
12	Elektro shtepiake	1,357	1.60
13	Fruta Perime	1,235	1.46
14	Birre Importi	1,075	1.27
15	Rente Minerare Naftë Bruto	1,015	1.20
16	Mobilieve Ndricues ndertesa	964	1.14
17	Veshjet e Kembes dhe Kokes	941	1.11
18	Instrumente dhe aparatet fotografik dhe ato mates	909	1.07
19	Energji Elektrike	895	1.06
20	Druri kashta dhe artikuj prej tyre	891	1.05
	Total	62,612	73.85

Table 17 Main Imports Revenues Collected January-June 2021

	Description	Revenues In Million Leke	Contribution in % to Customs
1	Fuels Import	20,076	23.68
2	Cigars	11,004	12.98
3	Base metals and articles thereof	5,186	6.12
4	Used vehicles for the transport	3,725	4.39
5	Plastics and articles thereof	2,323	2.74
6	Clothing, Textiles	2,282	2.69
7	Prepared foods	2,197	2.59
8	Construction Materials	1,961	2.31
9	Organic surface-active agents, Perfumes	1,788	2.11
10	Chemicals	1,430	1.69
11	Petroleum gases and other gaseous hydrocarbons	1,358	1.60
12	Electro domestic, electric stoves pianura; boiler, washing machine frigorifere TV	1,357	1.60
13	Fruits Vegetables	1,235	1.46
14	Importade Beer	1,075	1.27
15	Royalty for crude oil Export	1,015	1.20
16	Lighting building furniture	964	1.14
17	Footwear and Hats and other headgear	941	1.11
18	Instruments and cameras and measuring instruments	909	1.07
19	Electrical energy	895	1.06
20	Straw wood and articles thereof	891	1.05
	Total	62,612	73.85