



**General Directorate of Customs  
Fiscal Analyses Unit**

**BULETINI I TREGTISË SË JASHTME**  
**Janar - Dhjetor 2020**  
**BULETIN OF FOREIGN TRADE**  
**January - December 2020**

Nr	Permbajtja
<b>Pjesa e I-re</b>	<b>Tabelat e Importit mujor dhe progresiv</b>
Tabela 1	Vlerat e Importit Janar-Dhjetor 2016-2020 / Ne mln leke
Tabela 2-2/1	Vlerat e Importit Janar-Dhjetor 2016-2020 / Ne mln Euro/ne mln \$
Tabela 3	Volumi I Importit ne peshe neto Janar-Dhjetor 2016-2020 / Ne Ton
<b>Pjesa e II-te</b>	<b>Tabelat e Eksportit mujor dhe progresiv</b>
Tabela 4	Vlerat e Eksportit Janar-Dhjetor 2016-2020 / Ne mln leke
Tabela 5-5/1	Vlerat e Eksportit Janar-Dhjetor 2016-2020 / Ne mln Euro; Ne mln \$
Tabela 6	Volumi I Eksportit ne peshe neto Janar-Dhjetor 2016-2020 / Ne Ton
<b>Pjesa III-te</b>	<b>Kurset e kembimit 2015-2019</b>
Tabela 7	Kursi I kembimit te Dollarit kundrejt Lekut Janar-Dhjetor 2016-2020
Tabela 8	Kursi I kembimit te Euros kundrejt Lekut Janar-Dhjetor 2016-2020
<b>Pjesa e IV-t</b>	<b>Diferencat Eksport-Import</b>
Tabela 9	Vlerat Eksport-Import-diference Janar-Dhjetor 2016-2020 / Ne mln Leke
Tabela 9/1-9/2	Vlerat Eksport-Import-diference Janar-Dhjetor 2016-2020 / Ne mln Euro; Ne mln \$
<b>Pjesa e V-te</b>	<b>Struktura e Import-Eksporteve sipas shteteve</b>
Tabela 10	Struktura e Importeve BE-Jo BE Janar-Dhjetor 2019-2020
Tabela 11	Struktura e Importeve BE Janar-Dhjetor 2019-2020 ( e detajuar)
Tabela 12	Struktura e Eksporteve BE-Jo BE Janar-Dhjetor 2019-2020
Tabela 13	Struktura e Eksporteve BE Janar-Dhjetor 2019-2020 ( e detajuar)
Tabela 14	Vlerat e Importeve sipas vendit te Origjines Janar-Dhjetor 2016-2020 / Ne mln leke
Tabela 15	Volumi I Importeve sipas vendit te Origjines Janar-Dhjetor 2016-2020 / Ne Ton
Tabela 16	Vlerat e Eksportit sipas vendit te Destinacionit Janar-Dhjetor 2016-2020 / Ne mln leke
Tabela 17	Volumi i Eksportit sipas vendit te Destinacionit Janar-Dhjetor 2016-2020 / Ne Ton
<b>Pjesa VI-te</b>	<b>Struktura e Import Eksporteve sipas Kapitujve HS</b>
Tabela 18	Importi sipas Kapitujve te HS Janar-Dhjetor 2016-2020 / Ne mln leke
Tabela 19	Importi sipas Kapitujve te HS Janar-Dhjetor 2016-2020 / Ne Ton
Tabela 20	Eksporti sipas Kapitujve te HS Janar-Dhjetor 2016-2020 / Ne mln leke
Tabela 21	Eksporti sipas Kapitujve te HS Janar-Dhjetor 2016-2020 / Ne Ton
Tabela 22	Perskrimi I Seksioneve HS
<b>Pjesa VII-te</b>	<b>Struktura e Import Eksporteve sipas Tipeve dhe Procedurave</b>
Tabela 23	Importi sipas Procedurave Janar-Dhjetor 2019-2020 Volumi/Ton Vlerat/mln leke
Tabela 24	Eksporti sipas Procedurave Janar-Dhjetor 2019-2020 Volumi/Ton Vlerat/mln leke
<b>Pjesa VIII-te</b>	<b>Mareveshje dy ose shume paleshe</b>
Tabela 25	Marreveshja e Treg. se Lire (Imp)sipas shteteve Janar-Dhjetor 2019-2020 Vol/Ton VI/ mln leke
Tabela 26	Marreveshja e Treg. se Lire (Exp)sipas shteteve Janar-Dhjetor 2019-2020 Vol/Ton VI/ mln leke

No	Table of Contents
<b>First Part</b>	<b>Monthly and progressive Import tables</b>
Table 1	Monthly and progressive import Values January-December 2016-2020 / mln leks
Table 2-2/1	Import Values January-December 2016-2020 / mln USD and mln/Euro
Table 3	Import Volume January-December 2016-2020 / Ton
<b>Second Part</b>	<b>Monthly and progressive Export tables</b>
Table 4	Monthly and progressive Export Values January-December 2016-2020 / mln lek
Table 5-5/1	Export Values January-December 2016-2020 / mln USD and mln/Euro
Table 6	Export Net weight January-December 2016-2020 / Ton
<b>Third Part</b>	<b>Exchange Rate 2016-2020</b>
Table 7	Exchange rate USD/lek January-December 2016-2020
Table 8	Exchange rate Euro/leks January-December 2016-2020
<b>Fourth Part</b>	<b>Eksport-Import Differences</b>
Table 9	Import-Export Values (Differences ) January-December 2016-2020 / mln leks
Table 9/1-9/2	Import-Export Values (Differences ) January-December 2016-2020 / mln USD, mln Euro
<b>Fifth Part</b>	<b>Import-Export Structure by Countries</b>
Table 10	Import Structure EU non EU January-December 2019-2020
Table 11	Import Structure EU January-December 2019-2020 ( detailed)
Table 12	Export Structure EU non EU January-December 2019-2020
Table 13	Export Structure EU January-December 2019-2020 ( detailed)
Table 14	Import Value January-December 2016-2020 / mln leks ( by Country of Origin )
Table 15	Import Volume January-December 2016-2020 / Ton ( by Country of Origin )
Table 16	Export Value January-December 2016-2020 / mln lek ( by Country of Destination )
Table 17	Export Volume January-December 2016-2020 / Ton ( by Country of Destination )
<b>Sixth Part</b>	<b>Import-Export Structure by HS Chapter</b>
Table 18	Import by Chapter January-December 2016-2020 / mln leks
Table 19	Import by Chapter January-December 2016-2020 /Ton
Table 20	Export by Chapter January-December 2016-2020 / mln lek
Table 21	Export by Chapter January-December 2016-2020 /Ton
Table 22	HS Sections Description
<b>Seventh Part</b>	<b>Import-Export Structure by Type of Procedure</b>
Table 23	Import by Total Procedure January-December 2019-2020 Volume/Ton Value/mln lek
Table 24	Export by Total Procedure January-December 2019-2020 Volume/Ton Value/mln lek
<b>Eighth Part</b>	<b>Bilateral and Multilateral Agreements</b>
Table 25	Free Trade Agreement (Imp)by countries January-December 2019-2020 Vol/Ton VI/ mln lek
Table 26	Free Trade Agreement (Exp)by countries January-December 2019-2020 Vol/Ton VI/ mln lek

Tabela 1 Vlerat e Importeve në mln lekë

Table 1 Value of Imports in mln lek

Në milion lekë

Muajt	2016	2017	2018	2019	2020	Months
Janar	35,145	35,166	44,829	42,045	41,846	January
Shkurt	41,700	44,411	46,042	49,692	51,694	February
Mars	46,989	54,085	55,345	56,146	41,955	March
Prill	51,738	50,017	52,590	57,135	38,907	April
Maj	51,509	55,149	56,832	59,192	44,916	May
Qershor	52,186	57,322	53,969	53,580	52,216	June
Korrik	50,903	55,137	57,919	59,672	56,716	July
Gusht	46,327	49,564	48,593	51,593	48,403	August
Shtator	47,472	53,262	51,093	52,190	52,570	September
Tetor	51,262	57,616	58,370	59,469	59,632	October
Nentor	49,773	54,917	55,995	53,081	55,904	November
Dhjetor	55,796	61,058	60,269	55,727	61,719	December
<b>Totali</b>	<b>580,800</b>	<b>627,704</b>	<b>641,845</b>	<b>649,523</b>	<b>606,478</b>	<b>Total</b>

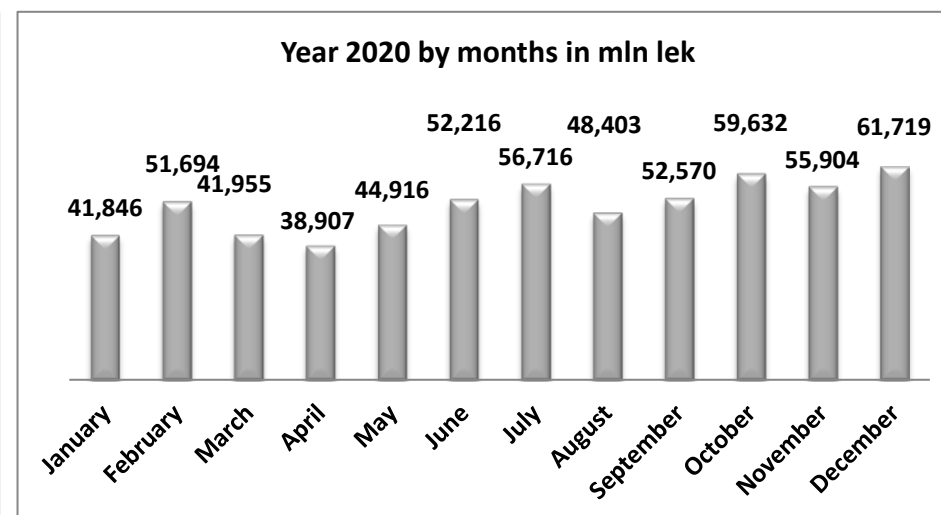
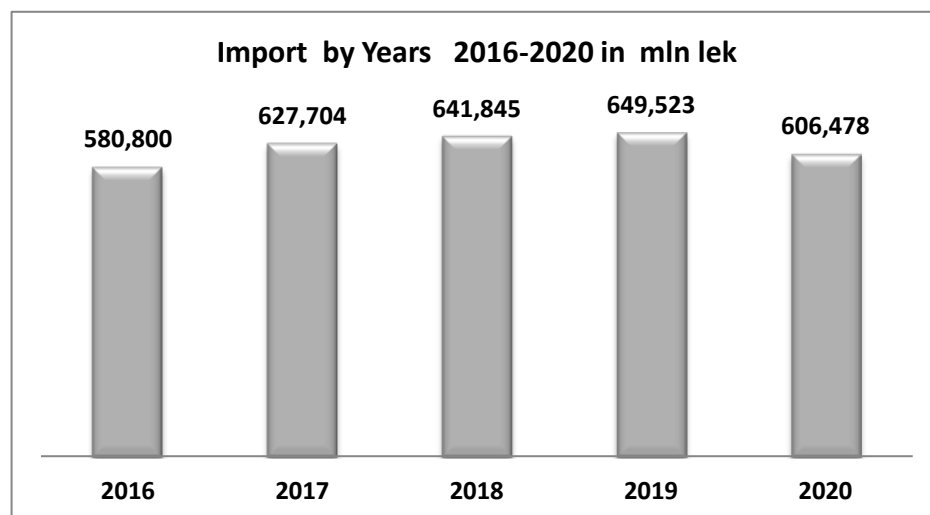


Tabela 2 Vlerat e Importeve në mln Euro

Table 2 Values of Imports in mln Euro

Në milion Euro

Muajt	2016	2017	2018	2019	2020	Months
Janar	256.0	260.0	337.2	340.7	343.6	January
Shkurt	300.7	325.6	345.0	398.7	423.3	February
Mars	339.9	400.4	418.6	445.9	341.8	March
Prill	372.8	367.4	403.2	455.8	297.8	April
Maj	372.5	408.4	441.4	479.8	363.7	May
Qershor	377.4	427.2	428.6	436.9	420.0	June
Korrik	370.7	415.8	459.9	486.5	456.1	July
Gusht	340.2	372.7	386.4	424.1	390.5	August
Shtator	345.2	399.0	404.6	427.4	423.6	September
Tetor	373.3	430.9	462.2	487.0	480.7	October
Nentor	364.5	411.6	448.2	430.7	451.1	November
Dhjetor	410.7	456.9	484.7	454.8	498.6	December
<b>Totali</b>	<b>4,224</b>	<b>4,676</b>	<b>5,020</b>	<b>5,268</b>	<b>4,891</b>	<b>Total</b>

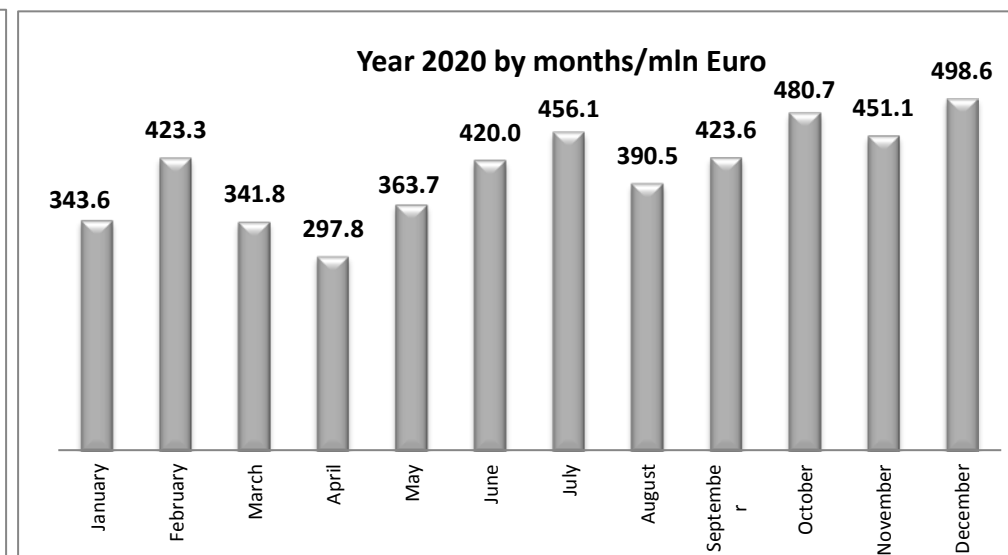
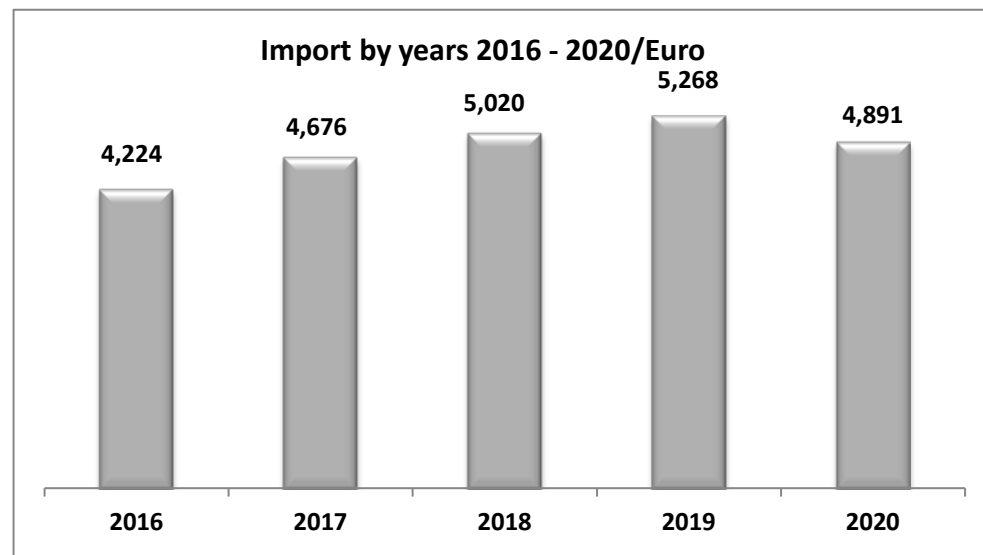


Tabela 2/1 Vlerat e Importeve në mln USD

Table 2/1 Values of Imports in mln USD

Në milion USD

Muajt	2016	2017	2018	2019	2020	Months
Janar	279	274	404	390	385	January
Shkurt	328	349	429	458	467	February
Mars	371	424	512	508	377	March
Prill	423	393	497	512	328	April
Maj	424	446	535	538	396	May
Qershor	420	478	502	487	467	June
Korrik	412	474	536	554	511	July
Gusht	378	437	453	473	458	August
Shtator	385	474	472	472	504	September
Tetor	418	508	537	532	563	October
Nentor	399	479	508	481	523	November
Dhjetor	437	540	549	501	594	December
<b>Totali</b>	<b>4,675</b>	<b>5,277</b>	<b>5,932</b>	<b>5,905</b>	<b>5,572</b>	<b>Total</b>

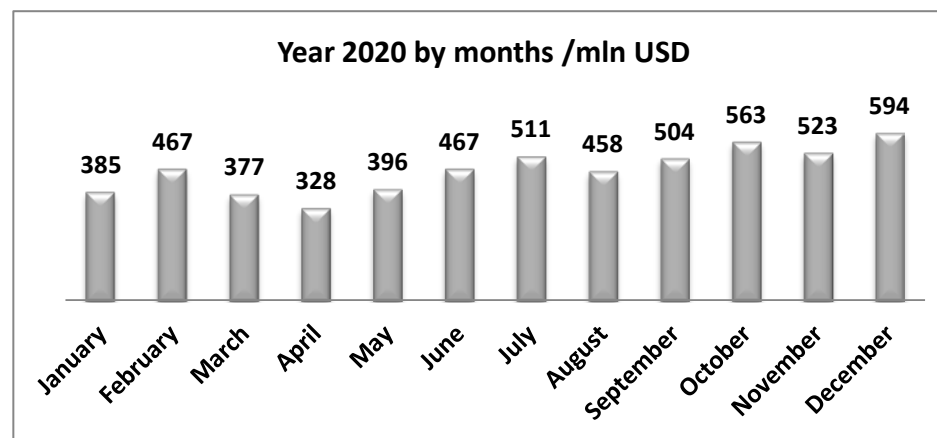
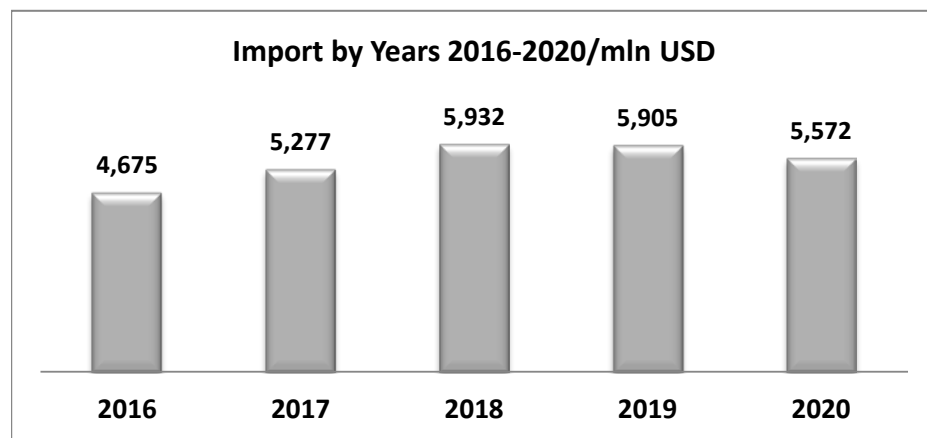




Tabela 3 Volumi i Importeve në Peshë Neto

Table 3 Volume of Import in Net Mass

Muajt	2016	2017	2018	2019	2020	Months
Janar	254,919	232,125	283,967	316,928	339,841	January
Shkurt	260,900	271,887	315,387	308,729	388,647	February
Mars	319,982	357,402	349,201	408,647	311,390	March
Prill	387,106	387,757	402,207	416,269	416,751	April
Maj	363,678	397,786	425,484	427,471	378,660	May
Qershor	354,911	410,126	359,204	411,367	483,145	June
Korrik	354,304	400,262	418,024	451,505	481,601	July
Gusht	377,364	392,701	394,774	465,167	440,982	August
Shtator	353,491	355,465	377,059	391,076	462,915	September
Tetor	360,683	371,168	403,661	426,746	473,751	October
Nentor	343,342	362,231	358,156	346,378	464,085	November
Dhjetor	339,580	341,000	401,611	366,715	489,547	December
<b>Totali</b>	<b>4,070,260</b>	<b>4,279,911</b>	<b>4,488,735</b>	<b>4,737,000</b>	<b>5,131,315</b>	<b>Total</b>

Ton

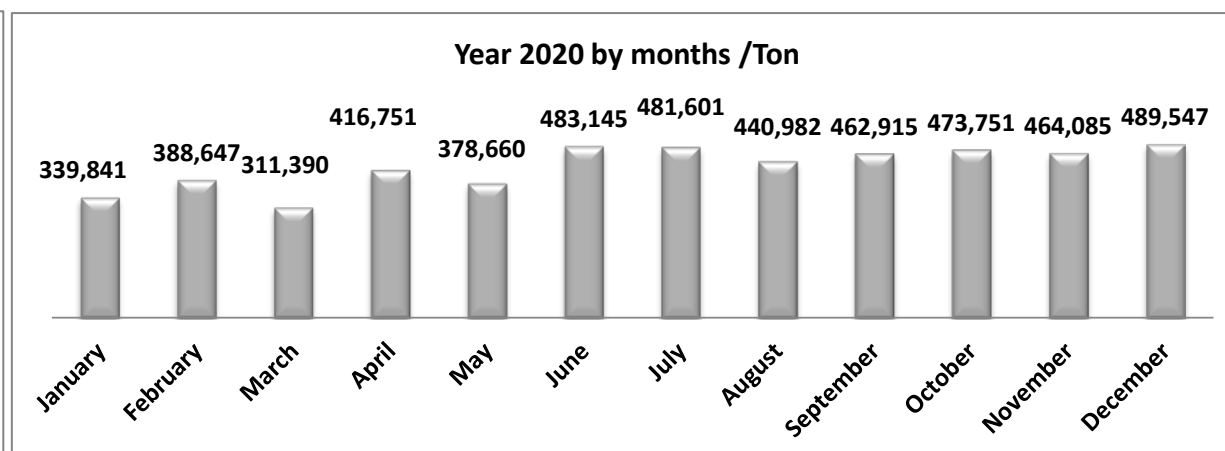
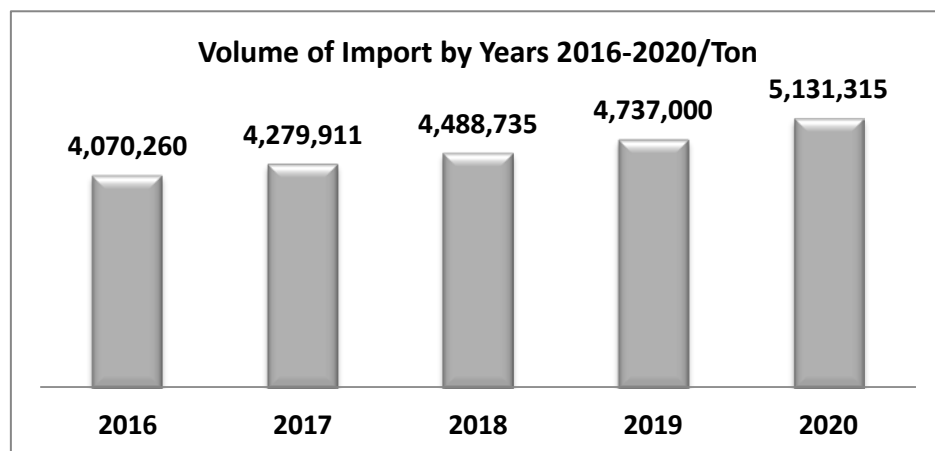






Tabela 4 Vlerat e Eksporteve në mln Lek

Table 4 Value of Exports in mln Lek

Në milion lekë

Muajt	2016	2017	2018	2019	2020	Months
Janar	16,400	18,906	23,441	21,927	22,853	Jan
Shkurt	17,564	20,013	23,979	22,570	24,362	Feb
Mars	19,431	22,561	27,042	27,813	18,363	Mar
Prill	21,120	24,959	26,811	26,710	14,988	Apr
Maj	20,555	24,137	29,711	27,719	21,501	May
Qershor	22,559	22,618	26,608	25,546	23,171	June
Korrik	22,340	24,707	26,757	27,787	24,546	July
Gusht	16,556	18,577	20,405	20,126	19,410	Aug
Shtator	20,581	24,154	26,174	24,813	25,219	Sep
Tetor	21,705	24,828	29,979	27,211	26,807	Oct
Nentor	22,883	25,490	26,527	24,582	27,463	Nov
Dhjetor	21,798	22,014	21,652	21,961	23,112	Dec
<b>Totali</b>	<b>243,492</b>	<b>272,964</b>	<b>309,087</b>	<b>298,765</b>	<b>271,795</b>	<b>Total</b>

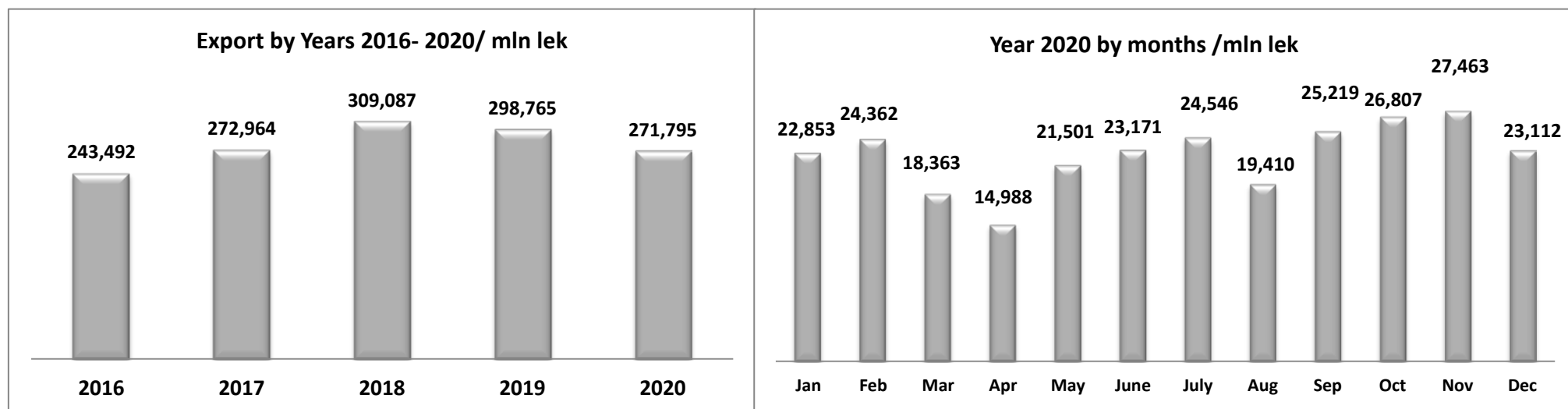


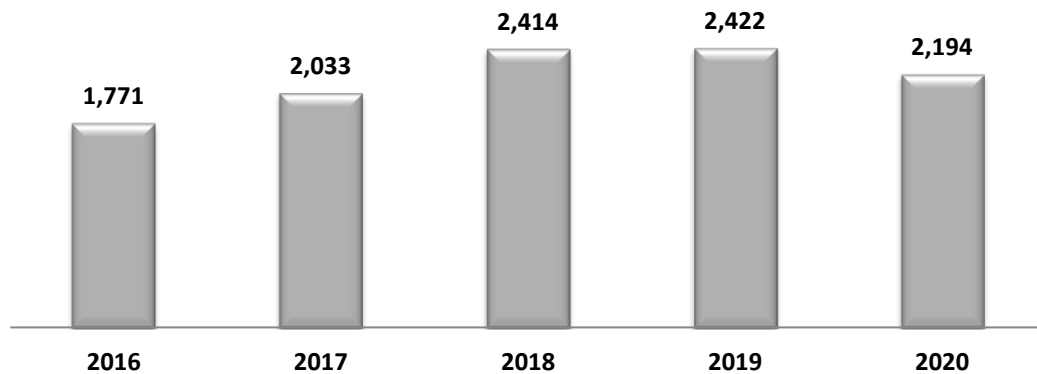
Tabela 5/1 Vlerat e Eksporteve në mln Euro

Table 5/1 Value of Exports in mln Euro

Në milion Euro

Muajt	2016	2017	2018	2019	2020	Months
Janar	119.5	139.8	176.3	177.7	187.7	January
Shkurt	126.7	146.7	179.7	181.1	199.5	February
Mars	140.6	167.0	204.5	220.9	149.6	March
Prill	152.2	183.3	205.5	213.1	114.7	April
Maj	148.6	178.8	230.8	224.7	174.1	May
Qershor	163.1	168.6	211.3	208.3	186.4	June
Korrik	162.7	186.3	212.5	226.6	197.4	July
Gusht	121.6	139.7	162.3	165.5	156.6	August
Shtator	149.7	180.9	207.3	203.2	203.2	September
Tetor	158.0	185.7	237.4	222.8	216.1	October
Nentor	167.6	191.0	212.3	199.4	221.6	November
Dhjetor	160.4	164.7	174.2	179.2	186.7	December
<b>Totali</b>	<b>1,771</b>	<b>2,033</b>	<b>2,414</b>	<b>2,422</b>	<b>2,194</b>	<b>Total</b>

Export by Years 2016-2020/mln Euro



Year 2020 by months/mln Euro

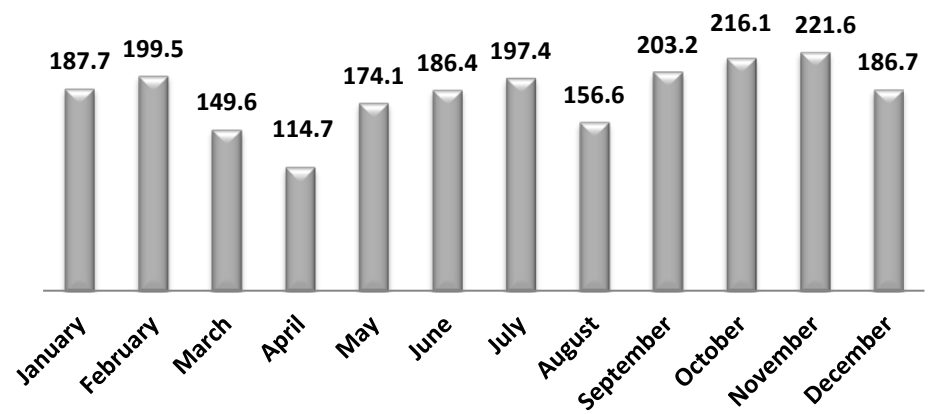


Tabela Nr 5/2 Vlerat e Eksportit ne mln USD

Table No 5/2 Volume of Exports in mln USD

Në milion USD

Muajt	2016	2017	2018	2019	2020	Months
Janar	130.4	147.5	211.0	203.4	210.4	January
Shkurt	138.2	157.1	223.6	207.9	220.1	February
Mars	153.5	177.0	250.1	251.7	164.9	March
Prill	172.7	196.0	253.4	239.2	126.2	April
Maj	169.1	195.4	279.6	251.8	189.4	May
Qershor	181.7	188.5	247.3	232.3	207.3	June
Korrik	180.9	212.4	247.5	258.0	221.2	July
Gusht	135.0	163.8	190.2	184.5	183.8	August
Shtator	166.9	215.1	241.9	224.4	241.7	September
Tetor	176.8	219.0	275.7	243.6	252.9	October
Nentor	183.6	222.2	240.6	222.6	256.8	November
Dhjetor	170.9	194.9	197.1	197.2	222.6	December
<b>Totali</b>	<b>1,960</b>	<b>2,289</b>	<b>2,858</b>	<b>2,717</b>	<b>2,497</b>	<b>Total</b>

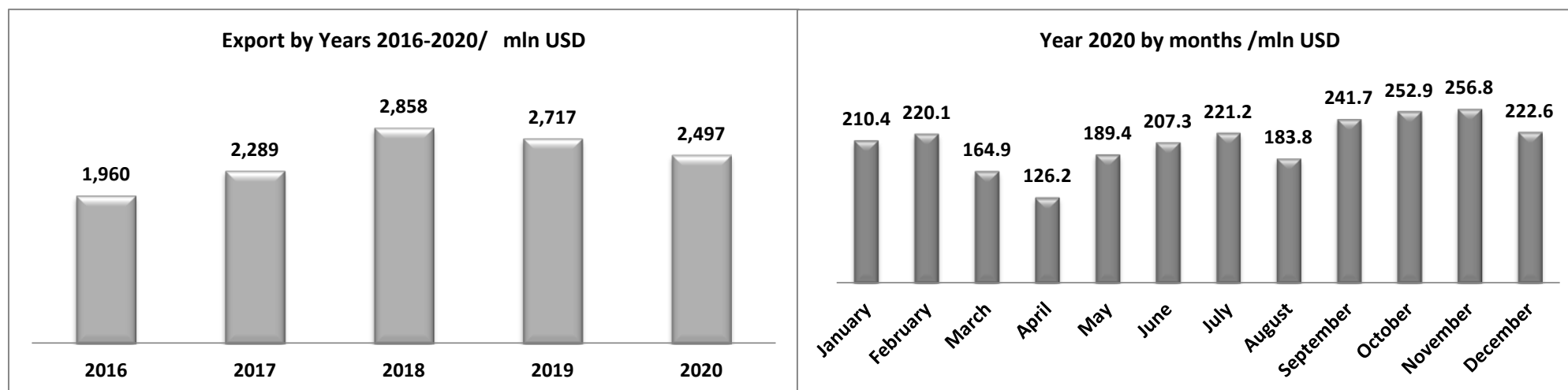


Tabela 6 Vlerat e Eksportit ne Peshe Neto

Table 6 Value of Exports in Net Mass

Në ton

Muajt	2016	2017	2018	2019	2020	Months
Janar	202,092	216,006	231,452	223,343	284,367	January
Shkurt	265,631	274,252	266,394	253,453	303,943	February
Mars	284,220	338,058	258,504	363,863	304,101	March
Prill	364,400	417,466	326,639	382,357	224,336	April
Maj	356,578	368,925	402,059	432,868	303,059	May
Qershor	382,469	353,588	333,639	351,582	369,758	June
Korrik	342,389	389,581	327,400	377,484	369,015	July
Gusht	345,942	345,491	314,682	308,089	304,659	August
Shtator	350,681	332,050	343,056	362,445	398,470	September
Tetor	352,588	340,655	446,319	450,507	435,121	October
Nentor	380,982	324,242	388,633	378,023	449,776	November
Dhjetor	331,229	248,107	302,275	355,440	350,485	December
<b>Totali</b>	<b>3,959,199</b>	<b>3,948,421</b>	<b>3,941,053</b>	<b>4,239,454</b>	<b>4,097,091</b>	<b>Total</b>

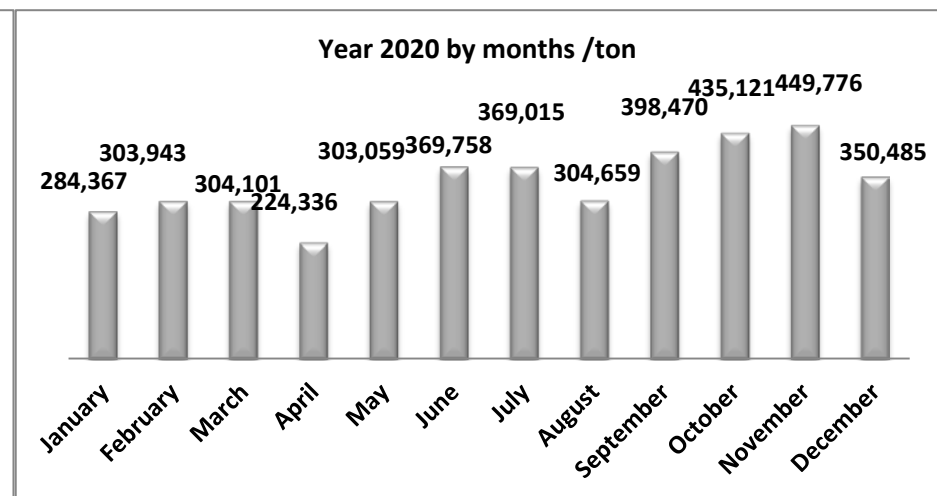
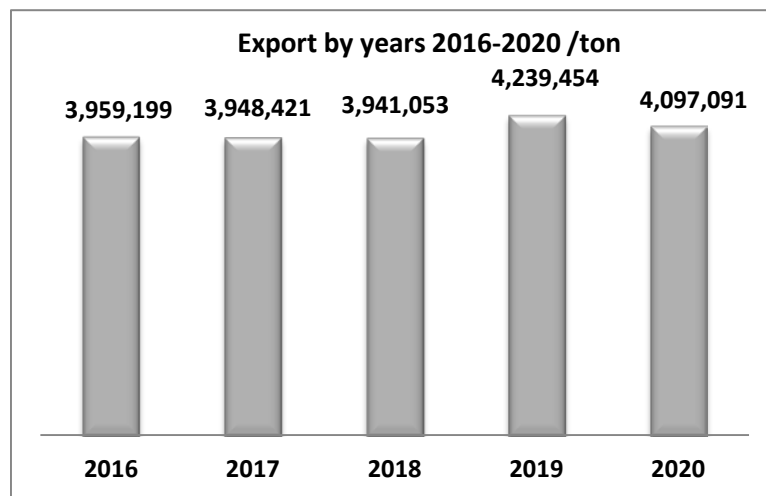
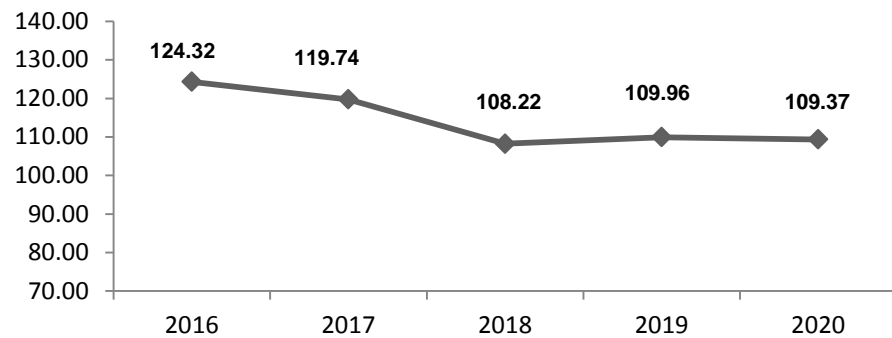


Tabela 7 Kursi i kembimit USD/Lek

Table 7 Exchange rate USD/Lek

Muajt	2016	2017	2018	2019	2020	Months
Janar	125.79	128.17	111.10	107.82	108.64	Jan
Shkurt	127.06	127.37	107.26	108.58	110.71	Feb
Mars	126.59	127.45	108.12	110.51	111.38	Mar
Prill	122.26	127.34	105.80	111.67	118.75	Apr
Maj	121.56	123.55	106.28	110.09	113.55	May
Qershor	124.15	119.99	107.61	109.97	111.76	June
Korrik	123.50	116.30	108.13	107.69	110.95	July
Gusht	122.60	113.39	107.27	109.07	105.61	Aug
Shtator	123.34	112.29	108.19	110.59	104.33	Sept
Tetor	122.74	113.37	108.75	111.70	105.99	Oct
Nentor	124.66	114.71	110.25	110.44	106.93	Nov
Dhjetor	127.55	112.97	109.85	111.34	103.85	Dec
Kursi mes	124.32	119.74	108.22	109.96	109.37	Average rate

Average Exchange Rate USD/Lek



Exchange Rate by months Year 2020 USD/Lek

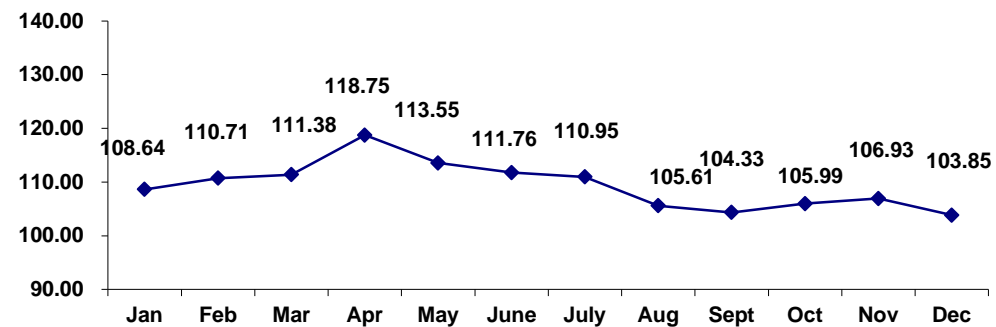


Tabela 8 Kursi i kembimit te Euro/Lek  
Table 8 Exchange rate Euro/Lek

Muajt	2016	2017	2018	2019	2020	Months
Janar	137.28	135.23	132.95	123.42	121.77	Jan
Shkurt	138.68	136.39	133.44	124.64	122.13	Feb
Mars	138.24	135.08	132.23	125.92	122.74	Mar
Prill	138.77	136.13	130.44	125.34	130.66	Apr
Maj	138.29	135.03	128.74	123.38	123.49	May
Qershor	138.29	134.19	125.92	122.63	124.33	June
Korrik	137.33	132.59	125.93	122.65	124.34	July
Gusht	136.18	132.98	125.76	121.64	123.95	Aug
Shtator	137.52	133.5	126.27	122.12	124.09	Sep
Tetor	137.33	133.7	126.29	122.11	124.05	Oct
Nentor	136.54	133.42	124.94	123.25	123.93	Nov
Dhjetor	135.86	133.64	124.33	122.52	123.78	Dec
Kursi mes	<b>137.53</b>	<b>134.32</b>	<b>128.10</b>	<b>123.30</b>	<b>124.11</b>	Avarage rate

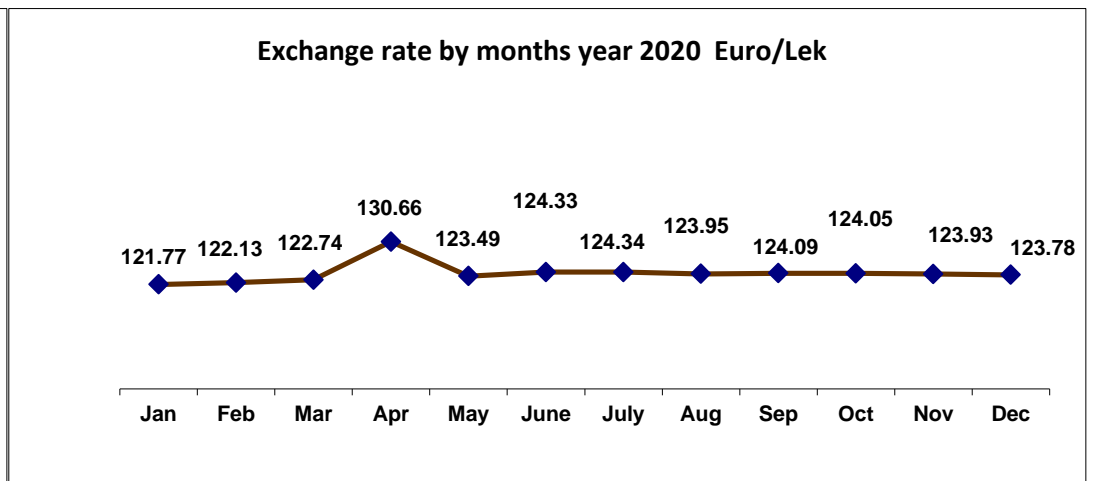
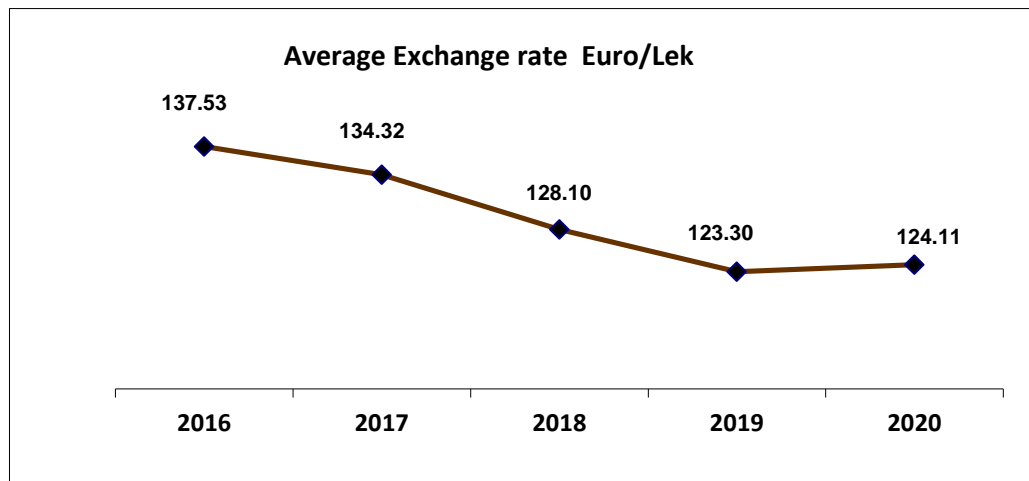



Tabela 9 Vlerat e Import-Eksportit sipas viteve ne mln Leke

Table 9 Values of Import Export by years in mln Lek

Në milion lekë

Muaji	2016			2017			2018			2019			2020			Months
	Export	Import	Difference	Export	Import	Difference	Export	Import	Difference	Export	Import	Difference	Export	Import	Difference	
Janar	16,400	35,145	- 18,745	18,906	35,166	- 16,260	23,441	44,829	- 21,389	21,927	42,045	- 20,118	22,853	41,846	- 18,993	January
Shkurt	17,564	41,700	- 24,136	20,013	44,411	- 24,398	23,979	46,042	- 22,062	22,570	49,692	- 27,122	24,362	51,694	- 27,332	February
Mars	19,431	46,989	- 27,557	22,561	54,085	- 31,524	27,042	55,345	- 28,303	27,813	56,146	- 28,333	18,363	41,955	- 23,592	March
Prill	21,120	51,738	- 30,618	24,959	50,017	- 25,058	26,811	52,590	- 25,779	26,710	57,135	- 30,426	14,988	38,907	- 23,919	April
Maj	20,555	51,509	- 30,954	24,137	55,149	- 31,012	29,711	56,832	- 27,121	27,719	59,192	- 31,473	21,501	44,916	- 23,415	May
Qershor	22,559	52,186	- 29,627	22,618	57,322	- 34,703	26,608	53,969	- 27,361	25,546	53,580	- 28,034	23,171	52,216	- 29,044	June
Korrik	22,340	50,903	- 28,563	24,707	55,137	- 30,430	26,757	57,919	- 31,162	27,787	59,672	- 31,885	24,546	56,716	- 32,170	July
Gusht	16,556	46,327	- 29,771	18,577	49,564	- 30,987	20,405	48,593	- 28,188	20,126	51,593	- 31,468	19,410	48,403	- 28,993	August
Shtator	20,581	47,472	- 26,891	24,154	53,262	- 29,108	26,174	51,093	- 24,919	24,813	52,190	- 27,376	25,219	52,570	- 27,351	September
Tetor	21,705	51,262	- 29,557	24,828	57,616	- 32,788	29,979	58,370	- 28,391	27,211	59,469	- 32,257	26,807	59,632	- 32,825	October
Nentor	22,883	49,773	- 26,891	25,490	54,917	- 29,427	26,527	55,995	- 29,467	24,582	53,081	- 28,499	27,463	55,904	- 28,441	November
Dhjetor	21,798	55,796	- 33,998	22,014	61,058	- 39,044	21,652	60,269	- 38,617	21,961	55,727	- 33,766	23,112	61,719	- 38,607	December
<b>Totali</b>	<b>243,492</b>	<b>580,800</b>	<b>-337,308</b>	<b>272,964</b>	<b>627,704</b>	<b>-354,739</b>	<b>309,087</b>	<b>641,845</b>	<b>-332,758</b>	<b>298,765</b>	<b>649,523</b>	<b>-350,758</b>	<b>271,795</b>	<b>606,478</b>	<b>-334,683</b>	<b>Total</b>
Exp/Im (%)	42			43			48			46			45			Exp/Im (%)

Export - Import Difference by Years 2016 - 2020 / mln lek



Export/Import difference Year 2020

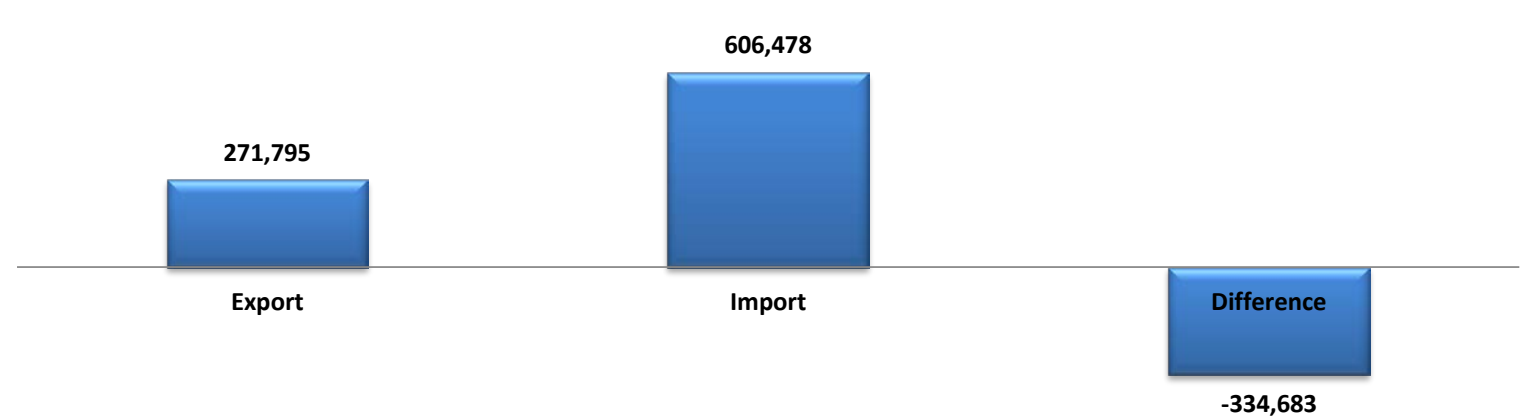




Tabela Nr 9-1 Vlerat e Import-Eksportit sipas viteve në mln Euro

Table No 9-1 Values of Import-Export like years in mln Euro

Muaji	2016			2017			2018			2019			2020			Months
	Export	Import	Difference	Export	Import	Difference	Export	Import	Difference	Export	Import	Difference	Export	Import	Difference	
Janar	119.5	256.0	- 136.5	139.8	260.0	- 120.2	176.3	337.2	- 160.9	177.7	340.7	- 163.0	187.7	343.6	- 156.0	January
Shkurt	126.7	300.7	- 174.0	146.7	325.6	- 178.9	179.7	345.0	- 165.3	181.1	398.7	- 217.6	199.5	423.3	- 223.8	February
Mars	140.6	339.9	- 199.3	167.0	400.4	- 233.4	204.5	418.6	- 214.0	220.9	445.9	- 225.0	149.6	341.8	- 192.2	March
Prill	152.2	372.8	- 220.6	183.3	367.4	- 184.1	205.5	403.2	- 197.6	213.1	455.8	- 242.7	114.7	297.8	- 183.1	April
Maj	148.6	372.5	- 223.8	178.8	408.4	- 229.7	230.8	441.4	- 210.7	224.7	479.8	- 255.1	174.1	363.7	- 189.6	May
Qershor	163.1	377.4	- 214.2	168.6	427.2	- 258.6	211.3	428.6	- 217.3	208.3	436.9	- 228.6	186.4	420.0	- 233.6	June
Korrik	162.7	370.7	- 208.0	186.3	415.8	- 229.5	212.5	459.9	- 247.5	226.6	486.5	- 260.0	197.4	456.1	- 258.7	July
Gusht	121.6	340.2	- 218.6	139.7	372.7	- 233.0	162.3	386.4	- 224.1	165.5	424.1	- 258.7	156.6	390.5	- 233.9	August
Shtator	149.7	345.2	- 195.5	180.9	399.0	- 218.0	207.3	404.6	- 197.3	203.2	427.4	- 224.2	203.2	423.6	- 220.4	September
Tetor	158.0	373.3	- 215.2	185.7	430.9	- 245.2	237.4	462.2	- 224.8	222.8	487.0	- 264.2	216.1	480.7	- 264.6	October
Nentor	167.6	364.5	- 196.9	191.0	411.6	- 220.6	212.3	448.2	- 235.9	199.4	430.7	- 231.2	221.6	451.1	- 229.5	November
Dhjetor	160.4	410.7	- 250.2	164.7	456.9	- 292.2	174.2	484.7	- 310.6	179.2	454.8	- 275.6	186.7	498.6	- 311.9	December
<b>Totali</b>	<b>1,771</b>	<b>4,224</b>	<b>-2,453</b>	<b>2,033</b>	<b>4,676</b>	<b>-2,643</b>	<b>2,414</b>	<b>5,020</b>	<b>-2,606</b>	<b>2,422</b>	<b>5,268</b>	<b>-2,846</b>	<b>2,194</b>	<b>4,891</b>	<b>-2,697</b>	<b>Total</b>
Exp/Im (%)	42			43			48			46			45			Exp/Im (%)

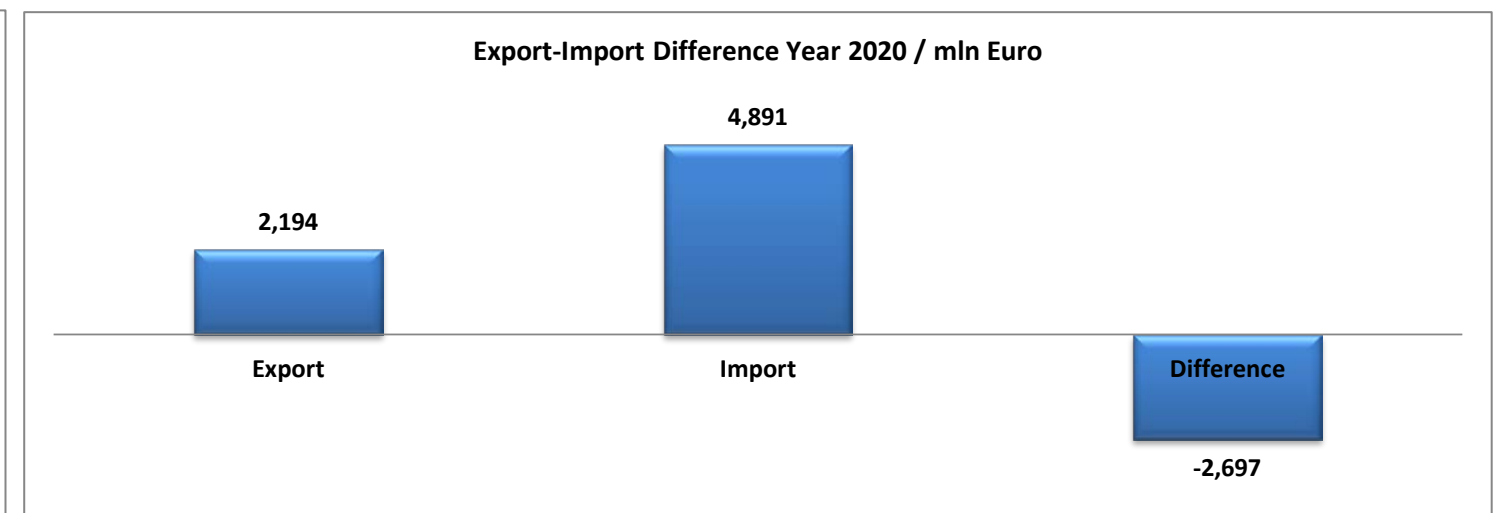
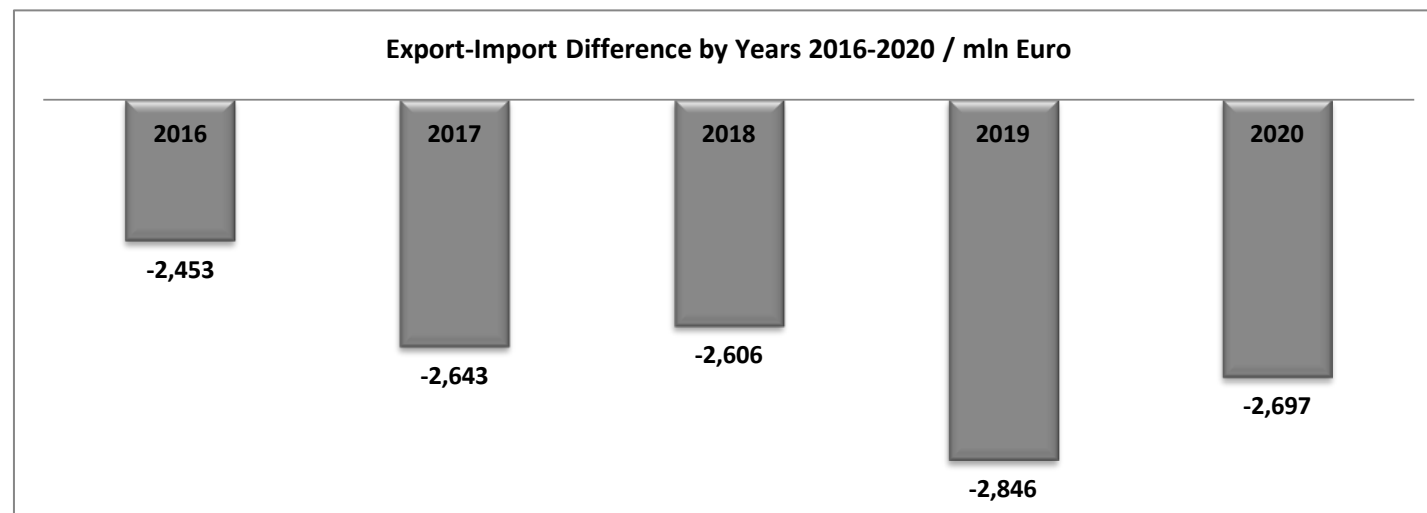


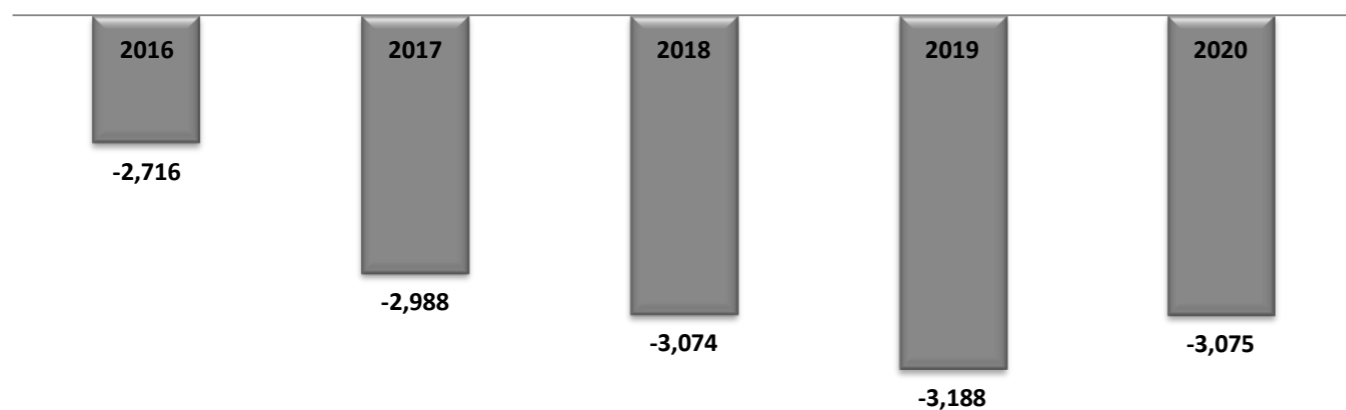
Tabela 9-2 Vlerat e Import-Eksportit sipas viteve në mln USD

Table 9-2 Values of Import-Export like years in mln USD

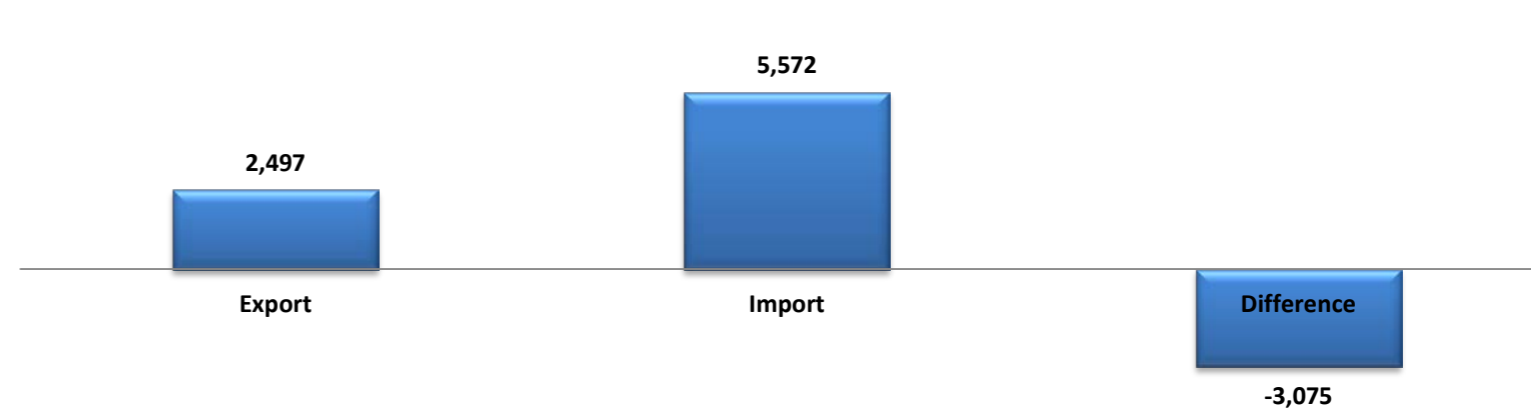
Në milion USD

Muaji	2016			2017			2018			2019			2020			Months
	Export	Import	Difference	Export	Import	Difference	Export	Import	Difference	Export	Import	Difference	Export	Import	Difference	
Janar	130.4	279.4	-149.0	147.5	274.4	-126.9	211.0	403.5	-192.5	203.4	390.0	-186.6	210.4	385.2	-174.8	January
Shkurt	138.2	328.2	-190.0	157.1	348.7	-191.6	223.6	429.3	-205.7	207.9	457.7	-249.8	220.1	466.9	-246.9	February
Mars	153.5	371.2	-217.7	177.0	424.4	-247.3	250.1	511.9	-261.8	251.7	508.1	-256.4	164.9	376.7	-211.8	March
Prill	172.7	423.2	-250.4	196.0	392.8	-196.8	253.4	497.1	-243.7	239.2	511.6	-272.5	126.2	327.6	-201.4	April
Maj	169.1	423.7	-254.6	195.4	446.4	-251.0	279.6	534.7	-255.2	251.8	537.7	-285.9	189.4	395.6	-206.2	May
Qershor	181.7	420.3	-238.6	188.5	477.7	-289.2	247.3	501.5	-254.3	232.3	487.2	-254.9	207.3	467.2	-259.9	June
Korrik	180.9	412.2	-231.3	212.4	474.1	-261.7	247.5	535.6	-288.2	258.0	554.1	-296.1	221.2	511.2	-289.9	July
Gusht	135.0	377.9	-242.8	163.8	437.1	-273.3	190.2	453.0	-262.8	184.5	473.0	-288.5	183.8	458.3	-274.5	August
Shtator	166.9	384.9	-218.0	215.1	474.3	-259.2	241.9	472.3	-230.3	224.4	471.9	-247.5	241.7	503.9	-262.2	September
Tetor	176.8	417.6	-240.8	219.0	508.2	-289.2	275.7	536.7	-261.1	243.6	532.4	-288.8	252.9	562.6	-309.7	October
Nentor	183.6	399.3	-215.7	222.2	478.7	-256.5	240.6	507.9	-267.3	222.6	480.6	-258.0	256.8	522.8	-266.0	November
Dhjetor	170.9	437.4	-266.5	194.9	540.5	-345.6	197.1	548.6	-351.5	197.2	500.5	-303.3	222.6	594.3	-371.8	December
<b>Totali</b>	<b>1,960</b>	<b>4,675</b>	<b>-2,716</b>	<b>2,289</b>	<b>5,277</b>	<b>-2,988</b>	<b>2,858</b>	<b>5,932</b>	<b>-3,074</b>	<b>2,717</b>	<b>5,905</b>	<b>-3,188</b>	<b>2,497</b>	<b>5,572</b>	<b>-3,075</b>	<b>Total</b>
Exp/Im (%)	42			43			48			46			45			Exp/Im (%)

Export-Import Difference by Years 2019-2020 / mln Euro




Export/Import Difference Year 2020



**Tabela 10 Struktura e Importeve sipas vendeve BE/ Jo BE**  
**Table 10 Structure of Imports by EU / Non EU Countries**

Shtetet	2019				2020				Countries
	Volume Ton	Spc Weight %	Value mln/ leks	P Spec %	Volume Ton	Spc Weight %	Value mln/ leks	Spc Weight %	
Vendet e BE	2,077,913	43.9	379,607	58.4	2,328,558	45.4	356,458	58.8	EU countries
Vendet Jo BE	2,659,086	56.1	269,915	41.6	2,802,756	54.6	250,020	41.2	Non EU countries
<b>Totali</b>	<b>4,737,000</b>	<b>100.0</b>	<b>649,523</b>	<b>100.0</b>	<b>5,131,315</b>	<b>100.0</b>	<b>606,478</b>	<b>100.0</b>	<b>Total</b>

**Import Value EU non EU Year 2019**



**Import Value EU non EU Year 2020**




Tabela 11 Struktura e Importeve sipas vendeve BE

Table 11 Structure of Imports by EU Countries


Shtetet BE	2019				2020				EU Countries
	Volume Ton	Spc Weight %	Value mln/ lek	Spc Weight %	Volume Ton	Spc Weight %	Value mln/ lek	Spc Weight %	
Austria	32,431	1.6	6,875	1.8	32,045	1.4	5,837	1.6	Austria
Belgjike	17,856	0.9	4,335	1.1	16,286	0.7	4,733	1.3	Belgium
Bullgaria	56,937	2.7	8,229	2.2	55,893	2.4	7,624	2.1	Bulgaria
Qipro	489	0.0	207	0.1	340	0.0	276	0.1	Cyprus
Republika Ceke	14,989	0.7	7,463	2.0	15,272	0.7	6,722	1.9	Czech Republic
Gjermania	108,165	5.2	46,697	12.3	130,438	5.6	46,850	13.1	Germany
Danimarke	2,248	0.1	3,472	0.9	2,109	0.1	1,610	0.5	Denmark
Estonia	1,055	0.1	361	0.1	1,946	0.1	845	0.2	Estonia
Spanja	131,027	6.3	11,590	3.1	123,241	5.3	9,798	2.7	Spain
Finlanda	6,165	0.3	1,027	0.3	5,029	0.2	1,106	0.3	Finland
France	52,645	2.5	13,050	3.4	55,288	2.4	11,764	3.3	France
Britania e Madhe	7,881	0.4	5,518	1.5	6,022	0.3	5,180	1.5	Great Britain
Greqi	638,171	30.7	54,381	14.3	763,046	32.8	54,537	15.3	Greece
Kroacia	77,680	3.7	7,223	1.9	69,433	3.0	6,150	1.7	Croatia
Hungari	21,472	1.0	4,058	1.1	27,878	1.2	4,229	1.2	Hungary
Irlande	1,763	0.1	2,022	0.5	1,265	0.1	2,030	0.6	Ireland
Itali	752,874	36.2	164,035	43.2	837,499	36.0	151,967	42.6	Italy
Lituania	2,888	0.1	891	0.2	3,261	0.1	965	0.3	Lithuania
Luksemburg	220	0.0	81	0.0	1,554	0.1	221	0.1	Luxembourg
Letonia	788	0.0	222	0.1	1,278	0.1	313	0.1	Latvia
Malta	181	0.0	42	0.0	510	0.0	90	0.0	Malta
Hollande	26,132	1.3	6,263	1.6	43,233	1.3	6,441	1.8	Netherlands
Polonia	33,227	1.6	10,567	2.8	29,624	1.3	10,317	2.9	Poland
Portugali	5,008	0.2	1,456	0.4	29,281	0.3	2,159	0.6	Portugal
Rumania	58,702	2.8	8,282	2.2	59,009	0.3	5,918	1.7	Romania
Suedia	14,963	0.7	2,258	0.6	6,654	0.3	2,249	0.6	Sweden
Slovenia	7,947	0.4	6,829	1.8	7,398	0.3	4,699	1.3	Slovenia
Slovakia	4,011	0.2	2,172	0.6	3,725	0.2	1,828	0.5	Slovakia
<b>Totali BE</b>	<b>2,077,913</b>	<b>100.0</b>	<b>379,607</b>	<b>100.0</b>	<b>2,328,558</b>	<b>100.0</b>	<b>356,458</b>	<b>100.0</b>	<b>EU Total</b>

Tabela 12 Struktura e Eksporteve sipas vendeve BE/ Jo BE

Table 12 Structure of Exports by EU / Non EU Countries

Shtetet	2019				2020				Countries
	Volume Ton	Spc Weight %	Value mln/ leks	Spc Weight %	Volume Ton	Spc Weight %	Value mln/ leks	Spc Weight %	
Vendet e BE	1,502,084	35.4	228,741	76.6	1,349,943	32.9	203,799	75.0	EU countries
Vendet Jo BE	2,737,370	64.6	70,024	23.4	2,747,147	67.1	67,996	25.0	Non EU countries
<b>Totali</b>	<b>4,239,454</b>	<b>100.0</b>	<b>298,765</b>	<b>100.0</b>	<b>4,097,091</b>	<b>100.0</b>	<b>271,795</b>	<b>100.0</b>	<b>Total</b>

Export value EU non EU Countries Year 2019



Export value Eu non EU Countries Year 2020



Tabela 13 Struktura e Eksporteve sipas vendeve BE

Table 13 Structure of Exports by EU Countries

Shtetet BE	2019				2020				EU Countries
	Volume Ton	Spc Weight %	Value mln/ lek	Spc Weight %	Volume Ton	Spc Weight %	Value mln/ lek	Spc Weight %	
Austria	12,485	0.8	1,745	0.8	12,673	0.9	1,612	0.8	Austria
Belgjike	5,254	0.3	760	0.3	2,338	0.2	518	0.3	Belgium
Bullgaria	23,242	1.5	3,530	1.5	25,912	1.9	3,687	1.8	Bulgaria
Qipro	2,511	0.2	153	0.1	424	0.0	70	0.0	Cyprus
Republika Ceke	9,000	0.6	4,189	1.8	12,613	0.9	4,433	2.2	Czech Republic
Gjermania	23,787	1.6	14,208	6.2	22,818	1.7	16,012	7.9	Germany
Danimarke	547	0.0	368	0.2	465	0.0	345	0.2	Denmark
Estonia	969	0.1	1,120	0.5	1,034	0.1	1,219	0.6	Estonia
Spanja	586,179	39.0	23,973	10.5	607,118	45.0	16,586	8.1	Spain
Finlanda	261	0.0	80	0.0	79	0.0	15	0.0	Finland
France	11,667	0.8	4,480	2.0	22,344	1.7	5,515	2.7	France
Britania e Madhe	3,992	0.3	738	0.3	3,249	0.2	757	0.4	Great Britain
Greqi	120,430	8.0	12,786	5.6	121,780	9.0	13,215	6.5	Greece
Kroacia	9,895	0.7	1,118	0.5	21,317	1.6	1,773	0.9	Croatia
Hungari	2,583	0.2	2,477	1.1	2,203	0.2	2,034	1.0	Hungary
Irlande	300	0.0	64	0.0	257	0.0	61	0.0	Ireland
Itali	436,709	29.1	143,171	62.6	324,859	24.1	123,504	60.6	Italy
Lituania	1,009	0.1	93	0.0	2,502	0.2	122	0.1	Lithuania
Luksemburg	89	0.0	23	0.0	24	0.0	16	0.0	Luxembourg
Letonia	508	0.0	51	0.0	589	0.0	65	0.0	Latvia
Malta	211,043	14.0	889	0.4	126,186	9.3	630	0.3	Malta
Hollande	10,985	0.7	2,972	1.3	11,795	0.9	1,748	0.9	Netherland
Polonia	3,616	0.2	1,195	0.5	4,330	0.3	1,331	0.7	Poland
Portugali	368	0.0	106	0.0	270	0.0	82	0.0	Portugal
Romania	14,612	1.0	4,183	1.8	15,032	1.1	3,654	1.8	Romania
Suedia	3,112	0.2	2,581	1.1	3,261	0.2	2,451	1.2	Sweden
Slovenia	4,955	0.3	1,375	0.6	2,543	0.2	1,056	0.5	Slovenia
Slovakia	1,974	0.1	314	0.1	1,930	0.1	1,288	0.6	Slovakia
<b>Totali BE</b>	<b>1,502,084</b>	<b>100.0</b>	<b>228,741</b>	<b>100.0</b>	<b>1,349,943</b>	<b>100.0</b>	<b>203,799</b>	<b>100.0</b>	<b>EU Total</b>

Tabela 14 Vlerat e Importeve sipas vendit të origjinës

Table 14 Value of Imports by country of origin

Në milion lek

Shtetet	2016		2017		2018		2019		2020		Countries
	Value mln/Lek	Spc Weight %	Value mln/Lek	Spc Weight %	Value mln/Lek	Spc Weight %	Value mln/Lek	Spc Weight %	Value mln/Lek	Spc Weight %	
Italia	169,720	29.2	179,357	28.6	175,161	27.3	164,035	25.3	151,967	25.1	Italy
Turqia	45,620	7.9	50,801	8.1	53,755	8.4	61,438	9.5	58,016	9.6	Turkey
Greqia	45,746	7.9	49,937	8.0	52,151	8.1	54,381	8.4	54,537	9.0	Greece
Kina	50,877	8.8	49,762	7.9	53,944	8.4	59,813	9.2	54,134	8.9	China
Gjermani	55,234	9.5	50,989	8.1	49,844	7.8	46,697	7.2	46,850	7.7	Germany
Serbia	18,086	3.1	25,019	4.0	21,787	3.4	23,101	3.6	23,030	3.8	Serbia
Rusia	10,911	1.9	11,787	1.9	12,655	2.0	11,623	1.8	13,525	2.2	Rusia
Franca	11,494	2.0	10,982	1.7	12,427	1.9	13,050	2.0	11,764	1.9	France
Poloni	9,027	1.6	10,057	1.6	9,678	1.5	10,567	1.6	10,317	1.7	Poland
Zvicer	6,826	1.2	13,074	2.1	10,210	1.6	15,290	2.4	10,222	1.7	Switzerland
Spanja	12,729	2.2	13,530	2.2	16,078	2.5	11,590	1.8	9,798	1.6	Spain
USA	10,993	1.9	8,897	1.4	9,096	1.4	12,504	1.9	9,169	1.5	USA
Te tjera	133,536	23.0	153,513	24.5	165,060	25.7	165,432	25.5	153,148	25.3	Others
<b>Totali</b>	<b>580,800</b>	<b>100.0</b>	<b>627,704</b>	<b>100</b>	<b>641,845</b>	<b>100</b>	<b>649,523</b>	<b>100.0</b>	<b>606,478</b>	<b>100.0</b>	<b>Total</b>

Import's value by countries of origin (main partners year 2020)

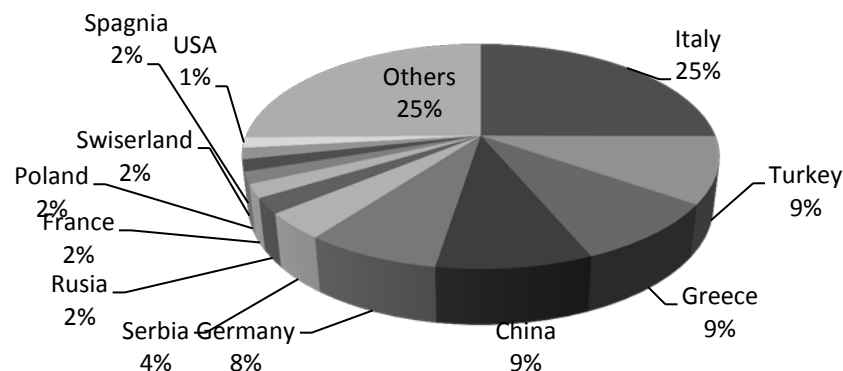


Tabela 15 Volumi i Importeve sipas vendit të origjinës

Table 15 Volume of Imports by country of origin

Në Ton

Shtetet	Years										Countries
	2016		2017		2018		2019		2020		
	Volume Ton	Spc Weight %	Volume Ton	Spc Weight %	Volume Ton	Spc Weight %	Volume Ton	Spc Weight %	Volume Ton	Spc Weight %	
Italia	924,401	22.7	932,326	21.8	792,909	17.7	752,874	15.9	837,499	16.3	Italy
Greqia	446,285	11.0	496,907	11.6	552,133	12.3	638,171	13.5	763,046	14.9	Greece
Turqia	315,949	7.8	320,641	7.5	337,186	7.5	443,767	9.4	496,231	9.7	Turkey
Rusia	298,142	7.3	331,398	7.7	367,117	8.2	396,102	8.4	435,765	8.5	Rusia
Serbia	269,939	6.6	329,945	7.7	332,956	7.4	328,920	6.9	331,949	6.5	Serbia
Maqedonia e Veriut	145,188	3.6	191,972	4.5	237,323	5.3	241,440	5.1	254,159	5.0	North Macedonia
Kosove	124,007	3.0	183,421	4.3	194,615	4.3	171,765	3.6	170,330	3.3	Kosovo
Libia	33,690	0.8	42,863	1.0	62,755	1.4	42,667	0.9	142,969	2.8	Libia
Gjermania	199,699	4.9	137,957	3.2	125,295	2.8	108,165	2.3	130,438	2.5	Germany
USA	61,087	1.5	49,308	1.2	40,411	0.9	78,755	1.7	129,383	2.5	USA
Kine	198,540	4.9	129,003	3.0	137,882	3.1	154,495	3.3	128,217	2.5	China
Spania	134,672	3.3	167,102	3.9	165,247	3.7	131,027	2.8	123,241	2.4	Spain
Egjypt	102,055	2.5	130,059	3.0	102,510	2.3	105,210	2.2	82,463	1.6	Egypt
Te tjera	1,150,978	28.3	1,142,069	26.7	1,330,937	29.7	1,382,833	29.2	1,359,303	26.5	Others
<b>Totali</b>	<b>4,070,260</b>	<b>100.0</b>	<b>4,279,911</b>	<b>100.0</b>	<b>4,488,735</b>	<b>100</b>	<b>4,737,000</b>	<b>100.0</b>	<b>5,131,315</b>	<b>100.0</b>	<b>Total</b>

Import's volume by Country of Origin(main partners year 2020)

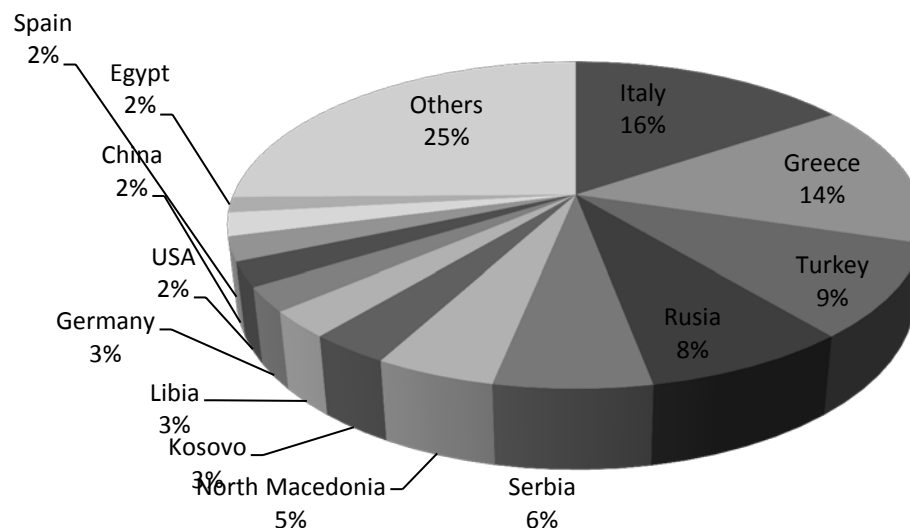




Tabela 16 Vlerat e Eksporteve sipas vendit te destinacionit

Table 16 Value of Exports by country of destination

*Në milion lekë*

Shtetet	Years										Countries
	2016		2017		2018		2019		2020		
	Value mln Lek	Spc Weight %	Value mln Lek	Spc Weigh %	Value mln Lek	Spc Weigh %	Value mln Lek	Spc Weight %	Value mln Lek	Spc Weight %	
Italia	133,032	54.6	145,942	53.5	148,011	47.9	143,171	47.9	123,504	45.4	Italy
Kosova	16,613	6.8	21,009	7.7	27,008	8.7	29,806	10.0	26,221	9.6	Kosovo
Spanja	8,002	3.3	15,029	5.5	24,211	7.8	23,973	8.0	16,586	6.1	Spain
Gjermania	8,277	3.4	11,083	4.1	13,482	4.4	14,208	4.8	16,012	5.9	Germany
Greqi	11,114	4.6	11,620	4.3	13,099	4.2	12,786	4.3	13,215	4.9	Greece
Maqedonia e Veriut	6,418	2.6	8,429	3.1	8,544	2.8	8,565	2.9	8,853	3.3	North Macedonia
Serbia	4,700	1.9	4,831	1.8	8,035	2.6	5,404	1.8	6,279	2.3	Serbia
France	2,562	1.1	2,911	1.1	3,392	1.1	4,480	1.5	5,515	2.0	Franca
Mali i Zi	4,378	1.8	5,015	1.8	5,691	1.8	5,483	1.8	5,171	1.9	Monte Negro
Kina	7,443	3.1	8,399	3.1	5,693	1.8	6,241	2.1	5,005	1.8	Cina
Ceki	1,457	0.6	2,329	0.9	4,529	1.5	4,189	1.4	4,433	1.6	Czechia
Bullgari	2,953	1.2	3,058	1.1	2,939	1.0	3,530	1.2	3,687	1.4	Bulgaria
Te tjera	36,542	15.0	33,309	12.2	44,455	14.4	36,929	12.4	37,313	13.7	Others
<b>Totali</b>	<b>243,492</b>	<b>100.0</b>	<b>272,964</b>	<b>100</b>	<b>309,087</b>	<b>100</b>	<b>298,765</b>	<b>100.0</b>	<b>271,795</b>	<b>100.0</b>	<b>Total</b>

Value of Export by country of destination Year 2020

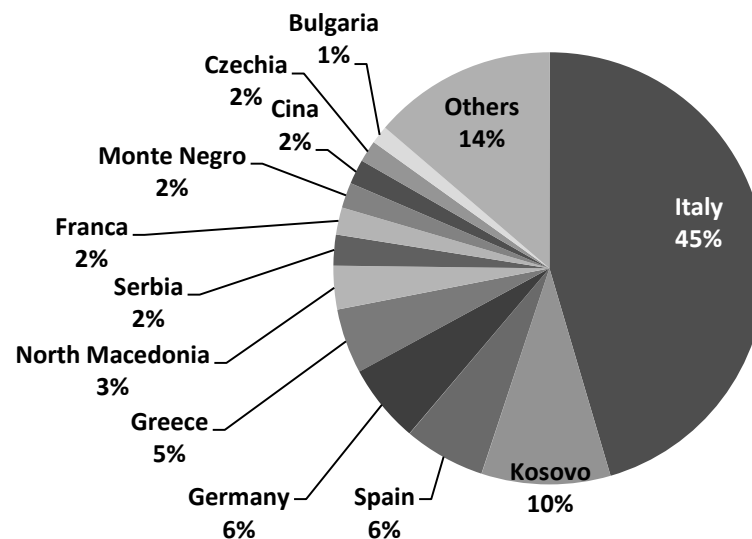


Tabela 17 Volumi i Eksporteve sipas vendit te destinacionit

Table 17 Volume of Export by country of destination

Në ton

Shtetet	Years										Countries
	2016		2017		2018		2019		2020		
	Volume Ton	Spc Weight %	Volume Ton	Spc Weight %	Volume Ton	Spc Weight %	Volume Ton	Spc Weight %	Volume Ton	Spc Weight %	
Kosova	837,800	21	988,279	25	1,026,265	26	1,190,488	28	1,085,854	27	Kosovo
Maqedonia e Veriut	544,622	14	586,848	15	544,850	14	527,849	12	641,449	16	North Macedonia
Spanja	172,225	4	388,893	10	537,784	14	586,179	14	607,118	15	Spain
Mali I Zi	284,181	7	347,371	9	421,355	11	399,903	9	393,082	10	Monte Negro
Italia	643,135	16	665,945	17	450,973	11	436,709	10	324,859	8	Italy
Kina	375,140	9	328,644	8	262,051	7	268,048	6	195,622	5	China
Serbi	98,409	2	110,292	3	162,221	4	186,643	4	192,009	5	Serbia
Malta	437,286	11	96,316	2	134,662	3	211,043	5	126,186	3	Malta
Greqi	155,164	4	120,946	3	120,043	3	120,430	3	121,780	3	Greece
Emiratet e Bashkuara Ar	28,981	1	10,593	0	20,548	1	36,178	1	54,014	1	United Arab Emirates
Bosnje Hercegovina	17,655	0	21,420	1	18,585	0	33,487	1	35,050	1	Bosnje Hercegovina
Te tjera	364,603	9	282,873	7	241,716	6	242,496	6	320,067	8	Others
<b>Totali</b>	<b>3,959,199</b>	<b>100</b>	<b>3,948,421</b>	<b>100</b>	<b>3,941,053</b>	<b>100.00</b>	<b>4,239,454</b>	<b>100.0</b>	<b>4,097,091</b>	<b>100.0</b>	<b>Total</b>

Tabela 18 Vlera e Importeve sipas Kapitujve të S H  
Table 18 Value of Imports by H S Chapters

Kapitujt	Pershkrimi	Years				
		2016	2017	2018	2019	2020
01	Kafshe të gjalla	3,026	4,026	3,646	4,502	3,030
02	Mish dhe të brendshme të ngrenshme të kafsheve	5,467	5,676	5,539	5,822	5,512
03	Peshk, krustace, molusqe dhe jovertebrore të tjera ujore	5,781	8,221	8,338	8,281	8,785
04	Bulmet, vezet e zogjve, mjalti natyral, produktet e ngrenshme	3,062	3,063	3,308	3,870	3,841
05	Produkte me origjinë shtazore të paspecifikuara apo të	563	571	460	481	369
06	Peme dhe bime të tjera të gjalla; bulbet, rrenjet dhe të	848	1,071	959	1,004	884
07	Zarzatet dhe rrenjet dhe tuberet e ngrenshme	1,996	2,228	2,478	2,587	2,367
08	Frutat dhe arrat e ngrenshme; lekuret e agrumeve, shalqinjve	6,384	6,166	7,033	6,889	7,247
09	Kafe, çaj, mate dhe erza	4,017	4,248	4,064	3,784	3,758
10	Drithrat	10,266	9,515	11,019	10,717	11,213
11	Produkte të industrisë së blotes, malti; niseshteja; inulina;	2,742	2,403	1,990	1,608	1,614
12	Farera vajore dhe fruta oleogjene (vajore); perzierje	893	864	815	1,191	1,650
13	Llaqet; gommat, rezinat dhe ekstrakte të tjera vegjetale	89	83	87	106	95
14	Materiale vegjetale që perdoen për thurje, produkte bimore	2	6	3	4	7
15	Dhjamra dhe vajra shtazore ose vegjetale dhe produktet e	6,388	6,028	5,509	4,972	5,939
16	Pergatitje të mishit, peshkut dhe krustaceve, mollusqeve dhe	2,038	1,950	2,068	2,352	2,592
17	Sheqernat dhe prodhimet prej sheqeri	5,065	5,552	3,307	3,681	4,209
18	Kakao dhe pergatitjet prej saj	2,502	2,478	2,690	3,090	2,947
19	Pergatitje prej drithrave, miellit, niseshtese ose qumeshtit;	7,970	8,196	8,087	8,521	8,497
20	Pergatitje prej zarzavatesh, frutash, arrash dhe pjeseve të	3,339	3,697	4,102	4,553	4,939
21	Pergatitje të ndryshme të ngrenshme	5,668	6,025	6,258	6,697	6,707
22	Pijet, alkoolet dhe uthullat	11,277	12,837	13,262	13,862	12,732
23	Mbetjet dhe hedhurinat nga industria ushqimore; ushqim i	3,693	4,227	4,324	4,500	4,974
24	Duhani dhe zevendesues të fabrikuar të duhanit	7,469	7,809	7,359	7,481	7,210
25	Kripe; sulfur; dhe dhe gure; gelqere dhe cimento	2,888	4,217	3,644	3,617	3,750
26	Minerale, skorje dhe hi	8	36	79	528	7
27	Lende të djegshme minerale, vajra minerale dhe produkte të	47,268	61,812	64,801	73,168	51,373
28	Kimikate inorganike; komponime organike ose inorganike të	1,459	1,668	1,778	1,552	2,022
29	Kimikate organike	1,163	1,415	1,797	1,605	1,677
30	Produkte farmaceutike	21,309	24,767	22,599	23,430	24,979
31	Pleheruesit	4,593	3,687	3,202	5,157	4,340
32	Ekstraktet ngjyrorese dhe tanike; taninet dhe derivatet e	3,614	3,718	3,960	4,387	4,546
33	Esencat vajore dhe rezinoidet; pergatitjet e parfumerise,	6,780	7,057	7,364	7,736	7,942
34	Sapunet, agjentet me veprim të siperfaqshem, preparatet	7,261	7,354	6,945	7,595	8,175
35	Substanca albuminoze; amidon të modifikuar; ngjites;	1,278	1,417	1,417	1,350	1,245
36	Eksplozivet; prodhimet piroteknike, shkrepsat, lidhjet	575	682	811	458	374
37	Produktet fotografike ose kinematografike	257	255	277	253	185
38	Produkte të ndryshme kimike	5,107	5,323	5,088	5,546	5,965
39	Plastikat dhe prodhimet prej plastike	22,409	24,925	26,119	23,182	23,971
40	Goma dhe artikujt prej saj	4,372	4,779	5,289	5,664	5,451
41	Lekure të perpunuara ose jo (ndryshe nga ato të pelicerise,	16,281	17,725	17,633	16,036	11,486
42	Artikujt prej lekure; objekte të shalimit dhe të kalerimit; mallra	1,082	1,200	1,201	1,220	1,105
43	Gezofet dhe gezofet artificiale; artikujt prej tyre	63	69	64	81	50
44	Druri dhe artikujt prej druri; qymyr druri	9,002	8,542	9,280	9,432	9,049
45	Tapa dhe artikujt prej tape	25	24	21	29	29
46	Punimet e kashtes, kallamave, xunkthit	23	26	26	32	37
47	Pulp druri dhe lende të tjera celulozike fibroze; mbetje ose	246	249	248	269	224
48	Leter dhe karton; artikujt prej pulpit të letres, letres ose	12,740	13,297	13,939	13,120	11,929
49	Librat, gazetatat, revistat, pikturat dhe produkte të tjera të	1,051	1,107	1,337	2,438	2,317
50	Mendafshi	49	39	75	66	32
51	Leshi, qimet e kafsheve, qofte të butra apo të ashpra, qime	670	620	760	803	609
52	Pambuku	6,545	6,575	6,248	6,195	5,375
53	Fibra të tjera tekstile vegjetale; fill prej letre dhe pelhura të	184	278	380	398	241
54	Filamentet artificiale	4,411	5,043	5,457	5,309	5,036
55	Fibrat themelore të bera nga njerezit	4,157	4,627	4,520	4,607	4,006
56	Mbushjet, shajaku dhe pelhura të paendura; fijet speciale,	1,998	2,307	2,417	2,262	3,344
57	Qilimat dhe mbuluesit e tjere tekstile të dyshemese	968	980	834	866	736
58	Pelhurat speciale të endura, pelhurat tekstile me xhufka;	1,868	2,025	2,254	2,033	1,955
59	Pelhurat tekstile të ngopura, të veshura, të mbuluara apo	4,782	4,999	4,808	4,934	4,285
60	Pelhura të endura me një apo shumë fije	5,259	6,094	7,113	6,384	5,184
61	Artikujt të veshjes dhe plotesues të tyre, të thurura	14,898	17,209	17,354	17,781	15,359
62	Artikujt të veshjes dhe plotesues të tyre, të endura	15,330	16,544	16,155	16,185	13,191
63	Artikujt të tjere tekstile të gatshem; grupet e artikujve	2,905	3,230	3,394	3,329	4,022
64	Veshjet e kembeve, gjynjaket dhe të ngjashme me to, pjeset	14,850	15,538	15,321	14,784	11,170
65	Veshjet e kokës dhe pjeset e tyre	621	672	719	889	636
66	Cadrat, cadrat e diellit, bastunet, kamzhiqet, dhe pjeset e tyre	458	329	313	287	260
67	Pendet dhe puplat e pergatitura dhe artikujt prej tyre; lulet	141	152	179	170	126
68	Artikujt prej guri, allcie, cimentoje, asbesti, mike dhe	3,109	3,270	3,575	3,456	3,445
69	Produkte qeramike	7,406	7,848	7,512	8,017	8,050
70	Qelqi dhe qelqurinat	3,066	3,246	3,739	3,893	3,580
71	Perlat natyrale dhe të kultivuara, gure të cmuar dhe gjysem	1,233	1,390	1,730	1,638	1,935
72	Hekuri dhe celiku	17,317	23,522	26,661	26,201	29,245
73	Artikujt prej hekurit dhe celikut	27,014	18,708	16,352	17,159	15,394
74	Bakri dhe artikujt prej tij	677	868	872	860	889
75	Nikeli dhe artikujt prej tij	14	32	13	10	2
76	Alumini dhe artikujt prej tij	8,682	9,421	9,581	9,314	8,872
78	Plumbi dhe artikujt prej tij	13	104	28	93	75
79	Zinku dhe artikujt prej tij	121	219	249	234	383
80	Kallaji dhe artikujt prej tij	13	10	17	9	7
81	Metale të tjere baze; metaloqeramikat (lidhjet e forta);	60	83	81	112	70
82	Instrumentet prerese dhe veglat e punes, thikat, luget,	1,752	1,724	1,853	1,869	1,411
83	Artikujt të ndryshem me metale baze	6,832	7,732	8,096	7,366	6,909
84	Reaktoret berthamore, ngrohësat e ujit, makineri dhe pajisje	49,824	48,052	51,682	47,425	46,921
85	Makina elektrike, pajisje makinash elektrike dhe pjeset e	41,217	43,085	43,921	46,238	44,256
86	Lokomotivat, vagonet hekurudhore; materiale për	240	220	267	184	39
87	Mjete transporti të ndryshme nga ato hekurudhore dhe pjeset	39,971	43,185	46,479	45,218	42,693
88	Aeroplanet, anijet kozmike, dhe pjeset e tyre	150	32	109	29	221
89	Anijet, barkat dhe struktura lundrimi	243	289	804	423	257
90	Instrumenta dhe aparature optike, fotografike,	6,374	7,806	8,296	8,666	8,037
91	Oret e të gjitha llojeve dhe pjeset e tyre	352	364	338	315	288
92	Instrumentet muzikore; pjeset dhe aksesoret për këta artikuj	76	40	91	63	45
93	Armet dhe municionet; pjeset dhe aksesoret të tyre	565	2,102	616	279	96
94	Orendi mjeksor ose kirurgjikale; shtreter, dysheket,	6,942	7,572	7,875	7,673	7,886
95	Lodrat, pajisjet për lojra dhe sport; pjeset dhe aksesoret të tyre	1,906	2,385	2,317	2,221	2,238
96	Artikujt të ndryshem të prodhuar	3,959	4,555	4,599	4,366	4,122
97	Veprat e artit, pjeset koleksionesh dhe antikitet	70	105	37	12	8
99	Dispozita për klasifikime të vecanta	105	182	129	455	192
<b>Totale</b>		<b>580,800</b>	<b>627,704</b>	<b>641,845</b>	<b>649,523</b>	<b>606,478</b>

Në milion lekë

**DESCRIPTION**

LIVE ANIMALS  
 MEAT AND EDIBLE MEAT OFFAL  
 FISH AND CRUSTACEANS, MOLLUSCS AND OTHER AQUATIC INVERTEBRATE  
 DAIRY PRODUCE; BIRDS' EGGS; NATURAL HONEY; EDIBLE PRODUCTS OF AN  
 PRODUCTS OF ANIMAL ORIGIN, NOT ELSEWHERE SPECIFIED OR INCLUDED  
 LIVE TREES AND OTHER PLANTS; BULBS, ROOTS AND THE LIKE; CUT FLOWE  
 EDIBLE VEGETABLES AND CERTAIN ROOTS AND TUBERS  
 EDIBLE FRUIT AND NUTS; PEEL OF CITRUS FRUIT OR MELONS  
 COFFEE, TEA, MATÉ AND SPICES  
 CEREALS  
 PRODUCTS OF THE MILLING INDUSTRY; MALT; STARCHES; INULIN; WHEAT  
 OIL SEEDS AND OLEAGINOUS FRUITS; MISCELLANEOUS GRAINS, SEEDS AN  
 LAC; GUMS, RESINS AND OTHER VEGETABLE SAPS AND EXTRACTS  
 VEGETABLE PLAITING MATERIALS; VEGETABLE PRODUCTS NOT ELSEWHERE  
 ANIMAL OR VEGETABLE FATS AND OILS AND THEIR CLEAVAGE PRODUCTS;  
 PREPARATIONS OF MEAT, OF FISH OR OF CRUSTACEANS, MOLLUSCS OR O  
 SUGARS AND SUGAR CONFECTIONERY  
 COCOA AND COCOA PREPARATIONS  
 PREPARATIONS OF CEREALS, FLOUR, STARCH OR MILK; PASTRYCOOKS' PRO  
 PREPARATIONS OF VEGETABLES, FRUIT, NUTS OR OTHER PARTS OF PLANTS  
 MISCELLANEOUS EDIBLE PREPARATIONS  
 BEVERAGES, SPIRITS AND VINEGAR  
 RESIDUES AND WASTE FROM THE FOOD INDUSTRIES; PREPARED ANIMAL F  
 TOBACCO AND MANUFACTURED TOBACCO SUBSTITUTES  
 SALT; SULPHUR; EARTHS AND STONE; PLASTERING MATERIALS, LIME AND  
 ORES, SLAG AND ASH  
 MINERAL FUELS, MINERAL OILS AND PRODUCTS OF THEIR DISTILLATION; B  
 INORGANIC CHEMICALS; ORGANIC OR INORGANIC COMPOUNDS OF PREC  
 ORGANIC CHEMICALS  
 PHARMACEUTICAL PRODUCTS  
 FERTILISERS  
 TANNING OR DYEING EXTRACTS; TANNINS AND THEIR DERIVATIVES; DYES,  
 ESSENTIAL OILS AND RESINOIDS; PERFUMERY, COSMETIC OR TOILET PREPA  
 SOAP, ORGANIC SURFACE-ACTIVE AGENTS, WASHING PREPARATIONS, LUB  
 ALBUMINOIDAL SUBSTANCES; MODIFIED STARCHES; GLUES; ENZYMES  
 EXPLOSIVES; PYROTECHNIC PRODUCTS; MATCHES; PYROPHORIC ALLOYS; C  
 PHOTOGRAPHIC OR CINEMATOGRAPHIC GOODS  
 MISCELLANEOUS CHEMICAL PRODUCTS  
 PLASTICS AND ARTICLES THEREOF  
 RUBBER AND ARTICLES THEREOF  
 RAW HIDES AND SKINS (OTHER THAN FURSKINS) AND LEATHER  
 ARTICLES OF LEATHER; SADDLERY AND HARNESS; TRAVEL GOODS, HANDBA  
 FURSKINS AND ARTIFICIAL FUR; MANUFACTURES THEREOF  
 WOOD AND ARTICLES OF WOOD; WOOD CHARCOAL  
 CORK AND ARTICLES OF CORK  
 MANUFACTURES OF STRAW, OF ESPARTO OR OF OTHER PLAITING MATERI  
 PULP OF WOOD OR OF OTHER FIBROUS CELLULOSIC MATERIAL; RECOVERE  
 PAPER AND PAPERBOARD; ARTICLES OF PAPER PULP, OF PAPER OR OF PAP  
 PRINTED BOOKS, NEWSPAPERS, PICTURES AND OTHER PRODUCTS OF THE  
 SILK  
 WOOL, FINE OR COARSE ANIMAL HAIR; HORSEHAIR YARN AND WOVEN FA  
 COTTON  
 OTHER VEGETABLE TEXTILE FIBRES; PAPER YARN AND WOVEN FABRICS OF  
 MAN-MADE FILAMENTS; STRIP AND THE LIKE OF MAN-MADE TEXTILE MAT  
 MAN-MADE STAPLE FIBRES  
 WADDING, FELT AND NONWOVENS; SPECIAL YARNS; TWINE, CORDAGE, RO  
 CARPETS AND OTHER TEXTILE FLOOR COVERINGS  
 SPECIAL WOVEN FABRICS; TUFTED TEXTILE FABRICS; LACE; TAPESTRIES; TR  
 IMPREGNATED, COATED, COVERED OR LAMINATED TEXTILE FABRICS; TEXT  
 KNITTED OR CROCHETED FABRICS  
 ARTICLES OF APPAREL AND CLOTHING ACCESSORIES, KNITTED OR CROCHE  
 ARTICLES OF APPAREL AND CLOTHING ACCESSORIES, NOT KNITTED OR CRO  
 OTHER MADE-UP TEXTILE ARTICLES; SETS; WORN CLOTHING AND WORN T  
 FOOTWEAR, GAITERS AND THE LIKE; PARTS OF SUCH ARTICLES  
 HEADGEAR AND PARTS THEREOF  
 UMBRELLAS, SUN UMBRELLAS, WALKING STICKS, SEAT-STICKS, WHIPS, RID  
 PREPARED FEATHERS AND DOWN AND ARTICLES MADE OF FEATHERS OR C  
 ARTICLES OF STONE, PLASTER, CEMENT, ASBESTOS, MICA OR SIMILAR MAT  
 CERAMIC PRODUCTS  
 GLASS AND GLASSWARE  
 NATURAL OR CULTURED PEARLS, PRECIOUS OR SEMI-PRECIOUS STONES, P  
 IRON AND STEEL  
 ARTICLES OF IRON OR STEEL  
 COPPER AND ARTICLES THEREOF  
 NICKEL AND ARTICLES THEREOF  
 ALUMINIUM AND ARTICLES THEREOF  
 LEAD AND ARTICLES THEREOF  
 ZINC AND ARTICLES THEREOF  
 TIN AND ARTICLES THEREOF  
 OTHER BASE METALS; CERMETS; ARTICLES THEREOF  
 TOOLS, IMPLEMENTS, CUTLERY, SPOONS AND FORKS, OF BASE METAL; PA  
 MISCELLANEOUS ARTICLES OF BASE METAL  
 NUCLEAR REACTORS, BOILERS, MACHINERY AND MECHANICAL APPLIANCE  
 ELECTRICAL MACHINERY AND EQUIPMENT AND PARTS THEREOF; SOUND F  
 RAILWAY OR TRAMWAY LOCOMOTIVES, ROLLING STOCK AND PARTS THERE  
 VEHICLES OTHER THAN RAILWAY OR TRAMWAY ROLLING STOCK, AND PAR  
 AIRCRAFT, SPACECRAFT, AND PARTS THEREOF  
 SHIPS, BOATS AND FLOATING STRUCTURES  
 OPTICAL, PHOTOGRAPHIC, CINEMATOGRAPHIC, MEASURING, CHECKING, E  
 CLOCKS AND WATCHES AND PARTS THEREOF  
 MUSICAL INSTRUMENTS; PARTS AND ACCESSORIES OF SUCH ARTICLES  
 ARMS AND AMMUNITION; PARTS AND ACCESSORIES THEREOF  
 FURNITURE; BEDDING, MATTRESSES, MATTRESS SUPPORTS, CUSHIONS AN  
 TOYS, GAMES AND SPORTS REQUISITES; PARTS AND ACCESSORIES THEREO  
 MISCELLANEOUS MANUFACTURED ARTICLES  
 WORKS OF ART, COLLECTORS' PIECES AND ANTIQUES  
 PROVISIONS FOR SPECIAL CLASSIFICATIONS

Tabela 19 Volumi I Importeve sipas Kapitujve te S H  
Table 19 Volume of Import by H S Chapters

Në ton

Kapitujt	Pershkrimi	Years					Description
		2016	2017	2018	2019	2020	
01	Kafshe te gjalla	13,755	16,811	16,291	20,984	13,589	LIVE ANIMALS
02	Mish dhe te brenshme te ngrenshme te kafsheve	39,030	39,560	39,771	41,217	40,318	MEAT AND EDIBLE MEAT OFFAL
03	Peshk, krustace, molusqe dhe jovvertebrore te tjere ujore	14,002	19,159	21,243	20,545	23,480	FISH AND CRUSTACEANS, MOLLUSCS AND OTHER AQUATIC INVERTEB
04	Bulmet, vezet e zogjve, mjalti natyral, produktet e ngrenshme me	17,479	17,686	19,195	23,464	20,055	DAIRY PRODUCE; BIRDS' EGGS; NATURAL HONEY; EDIBLE PRODUCTS
05	Produkte me origjine shtazore te paspecifikuara apo te paperfshira	3,154	3,245	3,129	2,988	2,187	PRODUCTS OF ANIMAL ORIGIN, NOT ELSEWHERE SPECIFIED OR INCLU
06	Peme dhe bime te tjera te gjalla; bulbet, rrenjet dhe te ngjashmet	8,136	8,710	7,286	6,756	5,200	LIVE TREES AND OTHER PLANTS; BULBS, ROOTS AND THE LIKE; CUT FL
07	Zaravatet dhe rrenjet dhe tuberet e ngrenshme	35,681	35,034	38,569	40,334	35,487	EDIBLE VEGETABLES AND CERTAIN ROOTS AND TUBERS
08	Frutat dhe arrat e ngrenshme; lekuret e agrumeve, shalqinjve dhe	78,044	74,891	87,206	82,018	82,709	EDIBLE FRUIT AND NUTS; PEEL OF CITRUS FRUIT OR MELONS
09	Kafe, caj, mate dhe erza	9,132	8,868	9,689	9,062	8,743	COFFEE, TEA, MATÉ AND SPICES
10	Drithrat	325,892	321,241	376,318	366,167	364,978	CEREALS
11	Produkte te industrise se blojes, malti; niseshteja; inulina; gluteni i	71,303	61,982	47,708	33,412	33,188	PRODUCTS OF THE MILLING INDUSTRY; MALT; STARCHES; INULIN; W
12	Farera vajore dhe fruta oleogenoze (vajore); perzierje kokrrash,	3,207	2,790	2,474	2,864	3,828	OIL SEEDS AND OLEAGINOUS FRUITS; MISCELLANEOUS GRAINS, SEED
13	Llaqet; gommat, rezinat dhe ekstrakte te tjera vegjetale	66	77	78	107	90	LAC; GUMS, RESINS AND OTHER VEGETABLE SAPS AND EXTRACTS
14	Materiale vegjetale qe perdoen perthurje, produktet bimore te	45	19	20	25	52	VEGETABLE PLAITING MATERIALS; VEGETABLE PRODUCTS NOT ELSEV
15	Dhjamra dhe vajra shtazore ose vegjetale dhe produktet e ndarjes	45,801	46,374	46,182	42,983	46,525	ANIMAL OR VEGETABLE FATS AND OILS AND THEIR CLEAVAGE PRODU
16	Pergatitje te mishit, peshkut dhe krustaceve, mollusqeve dhe	5,695	5,328	5,799	6,679	6,730	PREPARATIONS OF MEAT, OF FISH OR OF CRUSTACEANS, MOLLUSCS
17	Sheqernat dhe prodhimet prej sheqeri	63,106	84,064	55,660	65,842	71,905	SUGARS AND SUGAR CONFECTIONERY
18	Kakao dhe pergatitjet prej saj	4,990	4,731	5,344	5,863	5,592	COCOA AND COCOA PREPARATIONS
19	Pergatitje prej drithrave, miellit, niseshtese ose qumeshtit;	39,941	42,244	43,057	44,187	42,656	PREPARATIONS OF CEREALS, FLOUR, STARCH OR MILK; PASTRYCOOK
20	Pergatitje prej zaravatesh, frutash, arrash dhe pjeseve te tjera te	19,544	22,041	24,465	26,553	27,306	PREPARATIONS OF VEGETABLES, FRUIT, NUTS OR OTHER PARTS OF P
21	Pergatitje te ndryshme te ngrenshme	16,354	17,281	18,290	19,463	18,266	MISCELLANEOUS EDIBLE PREPARATIONS
22	Pijet, alkoolet dhe uthullat	109,468	130,258	142,784	155,617	142,209	BEVERAGES, SPIRITS AND VINEGAR
23	Mbetjet dhe hedhurinat nga industria ushqimore; ushqim i	81,894	87,005	88,285	88,896	96,787	RESIDUES AND WASTE FROM THE FOOD INDUSTRIES; PREPARED ANI
24	Duhani dhe zevendesues te fabrikuar te duhanit	2,998	3,538	3,171	3,495	2,862	TOBACCO AND MANUFACTURED TOBACCO SUBSTITUTES
25	Kripe; sulfur; dhe dhe gure; gelqere dhe cemento	332,875	490,251	447,913	466,968	554,981	SALT; SULPHUR; EARTHS AND STONE; PLASTERING MATERIALS, LIME
26	Minerale, skorje dhe hi	666	648	2,223	26,129	476	ORES, SLAG AND ASH
27	Lende te djegshme minerale, vajra minerale dhe produktet te	814,027	727,089	813,190	889,916	1,138,395	MINERAL FUELS, MINERAL OILS AND PRODUCTS OF THEIR DISTILLATI
28	Kimikate inorganike; komponime organike ose inorganike te	26,952	30,296	31,157	30,557	36,486	INORGANIC CHEMICALS; ORGANIC OR INORGANIC COMPOUNDS OF
29	Kimikate organike	3,526	4,248	6,266	6,191	5,787	ORGANIC CHEMICALS
30	Produkte farmaceutike	5,021	5,493	5,099	6,145	6,107	PHARMACEUTICAL PRODUCTS
31	Pleheruesit	133,113	119,322	100,224	156,599	140,362	FERTILISERS
32	Ekstraktet ngjyrorese dhe tanike; taninet dhe derivatet e tyre;	22,876	25,969	29,437	32,768	36,747	TANNING OR DYEING EXTRACTS; TANNINS AND THEIR DERIVATIVES; I
33	Esencat vajore dhe rezinoidet; pergatitjet e parfumerise,	8,814	8,395	8,974	9,014	9,317	ESSENTIAL OILS AND RESINOIDS; PERFUMERY, COSMETIC OR TOILET I
34	Sapunet, agjentet me veprim te siperfaqshem, preparatet larese,	51,306	52,806	50,947	54,976	60,003	SOAP, ORGANIC SURFACE-ACTIVE AGENTS, WASHING PREPARATIONS
35	Substanca albuminoze; amidon te modifikuar; ngjites; enzimat	3,797	4,045	4,307	4,634	4,072	ALBUMINOIDAL SUBSTANCES; MODIFIED STARCHES; GLUES; ENZYME
36	Eksplozivet; prodhimet piroteknike, shkrepset, lidhjet piroforike,	2,278	2,765	4,402	2,133	1,709	EXPLOSIVES; PYROTECHNIC PRODUCTS; MATCHES; PYROPHORIC ALL
37	Produktet fotografike ose kinematografike	254	268	248	212	187	PHOTOGRAPHIC OR CINEMATOGRAPHIC GOODS
38	Produkte te ndryshme kimike	26,396	30,616	32,771	32,234	28,749	MISCELLANEOUS CHEMICAL PRODUCTS
39	Plastikat dhe prodhimet prej plastike	79,016	86,043	95,321	82,476	93,923	PLASTICS AND ARTICLES THEREOF
40	Goma dhe artikujt prej saj	10,241	11,236	12,139	13,201	12,762	RUBBER AND ARTICLES THEREOF
41	Lekure te perpunuara ose jo (ndryshe nga ato te pelicerise, gezofet)	8,087	8,259	8,170	7,679	5,781	RAW HIDES AND SKINS (OTHER THAN FURSKINS) AND LEATHER
42	Artikujt prej lekure; objekte te shalimit dhe te kalerimit; mallra	1,077	1,178	1,246	1,140	887	ARTICLES OF LEATHER; SADDLERY AND HARNESS; TRAVEL GOODS, HA
43	Gezofet dhe gezofet artificiale; artikujt prej tyre	19	22	14	13	11	FURSKINS AND ARTIFICIAL FUR; MANUFACTURES THEREOF
44	Druri dhe artikujt prej druri; qymyr druri	270,533	230,096	264,158	261,276	252,982	WOOD AND ARTICLES OF WOOD; WOOD CHARCOAL
45	Tapat dhe artikujt prej tape	22	44	18	41	41	CORK AND ARTICLES OF CORK
46	Punimet e kashtes, kallamave, xunkthit	57	66	46	75	74	MANUFACTURES OF STRAW, OF ESPARTO OR OF OTHER PLAITING MA
47	Pulp druri dhe lende te tjera celulozike fibroze; mbetje ose kthime	3,713	3,548	3,375	3,693	3,231	PULP OF WOOD OR OF OTHER FIBROUS CELLULOSIC MATERIAL; RECC
48	Leter dhe karton; artikujt prej pulpit te letres, letres ose kartonit	75,648	79,185	85,528	86,296	80,551	PAPER AND PAPERBOARD; ARTICLES OF PAPER PULP, OF PAPER OR O
49	Librat, gazetate, revistat, pikturat dhe produktet te tjera te industrise	1,450	1,488	1,406	1,467	1,145	PRINTED BOOKS, NEWSPAPERS, PICTURES AND OTHER PRODUCTS OF
50	Mendafshi	3	3	5	7	2	SILK
51	Leshi, qimet e kafsheve, qofte te butra apo te ashpra, qime kali dhe	320	353	342	329	224	WOOL, FINE OR COARSE ANIMAL HAIR; HORSEHAIR YARN AND WOV
52	Pambuku	4,932	5,247	5,159	4,967	4,293	COTTON
53	Fibra te tjera tekstile vegjetale; fill prej letre dhe pelhura te endura	67	217	644	751	159	OTHER VEGETABLE TEXTILE FIBRES; PAPER YARN AND WOVEN FABRIC
54	Filamentet artificiale	5,849	6,253	6,853	7,033	7,227	MAN-MADE FILAMENTS; STRIP AND THE LIKE OF MAN-MADE TEXTILE
55	Fibrat themelore te bera nga njerezit	4,087	4,515	4,494	4,446	3,714	MAN-MADE STAPLE FIBRES
56	Mbushjet, shajaku dhe pelhura te paendura; fijet speciale, spangot,	5,211	5,397	5,910	5,898	7,392	WADDING, FELT AND NONWOVENS; SPECIAL YARNS; TWINE, CORDA
57	Qilimat dhe mbulesit e tjere tekstile te dyshemese	2,603	2,766	2,496	2,685	2,208	CARPETS AND OTHER TEXTILE FLOOR COVERINGS
58	Pelhurat speciale te endura, pelhurat tekstile me xhufka; tantellat;	1,345	1,406	1,465	1,270	1,153	SPECIAL WOVEN FABRICS; TUFTED TEXTILE FABRICS; LACE; TAPESTRIE
59	Pelhurat tekstile te ngopura, te veshura, te mbuluara apo	5,131	5,125	5,282	4,835	4,558	IMPREGNATED, COATED, COVERED OR LAMINATED TEXTILE FABRICS;
60	Pelhura te endura me nje apo shume fije	5,673	6,743	7,637	6,980	6,020	KNITTED OR CROCHETED FABRICS
61	Artikujt te veshjes dhe plotesues te tyre, te thurura	11,948	13,335	17,073	13,484	12,324	ARTICLES OF APPAREL AND CLOTHING ACCESSORIES, KNITTED OR CR
62	Artikujt te veshjes dhe plotesues te tyre, te endura	8,305	8,496	10,696	8,660	6,891	ARTICLES OF APPAREL AND CLOTHING ACCESSORIES, NOT KNITTED O
63	Artikujt te tjere tekstile te gatshem; grupet e artikujve tekstile;	13,596	14,045	13,444	12,505	10,925	OTHER MADE-UP TEXTILE ARTICLES; SETS; WORN CLOTHING AND WC
64	Veshjet e kembeve, gjynjaket dhe te ngjashme me to, pjeset e tyre	13,874	13,835	14,120	12,789	9,493	FOOTWEAR, GAITERS AND THE LIKE; PARTS OF SUCH ARTICLES
65	Veshje te kokes dhe pjese te tyre	267	312	366	322	280	HEADGEAR AND PARTS THEREOF
66	Cadrat, cadrat e diellit, bastunet, kamzhiqet, dhe pjeset e tyre	847	593	600	595	569	UMBRELLAS, SUN UMBRELLAS, WALKING STICKS, SEAT-STICKS, WHIP
67	Pendet dhe puplat e pergatitura dhe artikujt prej tyre; lulet	200	226	273	266	202	PREPARED FEATHERS AND DOWN AND ARTICLES MADE OF FEATHERS
68	Artikujt prej guri, allcice, cimentoje, asbesti, mike dhe materiale te	88,333	97,109	103,773	98,094	95,912	ARTICLES OF STONE, PLASTER, CEMENT, ASBESTOS, MICA OR SIMILAR
69	Produkte qeramike	193,818	216,639	215,294	228,291	231,431	CERAMIC PRODUCTS
70	Qelqi dhe qelqurinat	32,887	39,217	44,834	45,826	45,781	GLASS AND GLASSWARE
71	Perlat natyrale dhe te kultivuara, gure te cmuar dhe gjysem te	80	57	139	143	38	NATURAL OR CULTURED PEARLS, PRECIOUS OR SEMI-PRECIOUS STON
72	Hekuri dhe celiku	336,533	457,642	522,477	585,654	702,531	IRON AND STEEL
73	Artikujt prej hekurit dhe celikut	176,037	108,160	83,017	108,719	115,613	ARTICLES OF IRON OR STEEL
74	Bakri dhe artikujt prej tij	597	643	775	822	757	COPPER AND ARTICLES THEREOF
75	Nikeli dhe artikujt prej tij	7	11	6	4	0	NICKEL AND ARTICLES THEREOF
76	Alumini dhe artikujt prej tij	31,326	33,296	32,938	34,008	35,836	ALUMINIUM AND ARTICLES THEREOF
77	Plumbi dhe artikujt prej tij	34	383	115	511	591	LEAD AND ARTICLES THEREOF
78	Zinku dhe artikujt prej tij	380	533	615	630	1,037	ZINC AND ARTICLES THEREOF
79	Kallaji dhe artikujt prej tij	4	3	8	6	3	TIN AND ARTICLES THEREOF
80	Metale te tjere baze; metaloqeramikat (lidhjet e forta); artikujt prej	175	241	237	348	258	OTHER BASE METALS; CERMETS; ARTICLES THEREOF
81	Instrumentet prerese dhe veglat e punes, thikat, luget, pirunjte dhe	1,558	1,486	1,518	1,608	1,660	TOOLS, IMPLEMENTS, CUTLERY, SPOONS AND FORKS, OF BASE META
82	Artikujt te ndryshem me metale bze	12,099	12,530	12,351	12,022	11,331	MISCELLANEOUS ARTICLES OF BASE METAL
83	Reaktoret berthamore, ngroheshat e ujit, makineri dhe pajisje	64,272	67,517	69,795	70,448	66,862	NUCLEAR REACTORS, BOILERS, MACHINERY AND MECHANICAL APPLI
84	Makina elektrike, pajisje makinash elektrike dhe pjeset e tyre;	35,147	39,423	36,846	37,492	38,274	ELECTRICAL MACHINERY AND EQUIPMENT AND PARTS THEREOF; SOU
85	Lokomotivat, vagonet hekurudhore; materiale per hekurudhat, dhe	794	1,201	1,049	503	170	RAILWAY OR TRAMWAY LOCOMOTIVES, ROLLING STOCK AND PARTS
86	Mjete transporti te ndryshme nga ato hekurudhore dhe pjese e	94,350	107,325	117,480	102,511	103,296	VEHICLES OTHER THAN RAILWAY OR TRAMWAY ROLLING STOCK, AND
87	Aeroplanet, anijet kozmike, dhe pjeset e tyre	5	2	33	2	6	AIRCRAFT, SPACECRAFT, AND PARTS THEREOF
88	Anijet, barkat dhe struktura lundrimi	465	1,104	5,952	2,546	419	SHIPS, BOATS AND FLOATING STRUCTURES
89	Instrumente dhe aparature optike, fotografike, kinematografike, te	1,379	1,608	1,631	1,725	1,682	OPTICAL, PHOTOGRAPHIC, CINEMATOGRAPHIC, MEASURING, CHECK
90	Oret e te gjitha llojeve dhe pjeset e tyre	103	95	108	91	66	CLOCKS AND WATCHES AND PARTS THEREOF
91	Instrumentet muzikore; pjese dhe aksesore per keta artikuj	54	36	49	54	54	MUSICAL INSTRUMENTS; PARTS AND ACCESSORIES OF SUCH ARTICL
92	Armet dhe municionet; pjese dhe aksesore te tyre	136	246	144	134	65	ARMS AND AMMUNITION; PARTS AND ACCESSORIES THEREOF
93	Orendi; orendi mjeksore ose kirurgjikale; shtreter, dysheket,	15,658	17,809	17,857	17,836	17,769	FURNITURE; BEDDING, MATTRESSES, MATTRESS SUPPORTS, CUSHION
94	Lodrat, pajisjet per lojra dhe sport; pjese dhe aksesore te tyre	3,190	3,784	3,715	3,484	3,488	TOYS, GAMES AND SPORTS REQUISITES; PARTS AND ACCESSORIES TH
95	Artikujt te ndryshem te prodhuar	5,511	5,875	6,255	6,196	5,955	MISCELLANEOUS MANUFACTURED ARTICLES
96	Veprat e artit, pjese koleksioneshe dhe antikate	420	388	409	406	308	WORKS OF ART, COLLECTORS' PIECES AND ANTIQUES
97	Dispozita per klasifikime te vecanta	169	366	1,865	3,707	2,978	PROVISIONS FOR SPECIAL CLASSIFICATIONS
	<b>Totali</b>	<b>4,070,260</b>	<b>4,279,911</b>	<b>4,488,735</b>	<b>4,737,000</b>	<b>5,131,315</b>	

Tabela 20 Vlera e Exporteve sipas kapitujve të S H  
Table 20 Value of Exports by H S Chapters

Në milion lekë

Kapitujt	Pershkrimi	Years					Description
		2016	2017	2018	2019	2020	
01	Kafshe të gjalla	83	91	73	59	55	LIVE ANIMALS
02	Mish dhe të brendshme të ngrenshme të kafsheve	133	293	354	165	83	MEAT AND EDIBLE MEAT OFFAL
03	Peshk, krustace, molusqe dhe jovertebrore të tjere ujore	3,756	4,494	5,214	5,330	5,920	FISH AND CRUSTACEANS, MOLLUSCS AND OTHER AQUATIC INVERTEBRA
04	Bulmet, vezet e zogjve, mjalti natyral, produktet e ngrenshme me	172	261	201	368	426	DAIRY PRODUCE; BIRDS' EGGS; NATURAL HONEY; EDIBLE PRODUCTS OF
05	Produkte me origjine shtazore të paspecifikuara apo të paperfishira	403	315	288	373	331	PRODUCTS OF ANIMAL ORIGIN, NOT ELSEWHERE SPECIFIED OR INCLUD
06	Peme dhe bime të tjera të gjalla; bulbet, rrenjet dhe të ngjashmet	122	152	194	336	355	LIVE TREES AND OTHER PLANTS; BULBS, ROOTS AND THE LIKE; CUT FLOW
07	Zaravatet dhe rrenjet dhe tuberet e ngrenshme	5,340	6,984	7,434	7,828	8,867	EDIBLE VEGETABLES AND CERTAIN ROOTS AND TUBERS
08	Frutat dhe arrat e ngrenshme; lekuret e agrumeve, shalqinjve dhe	2,606	2,638	2,089	2,619	2,937	EDIBLE FRUIT AND NUTS; PEEL OF CITRUS FRUIT OR MELONS
09	Kafe, çaj, mate dhe erza	164	275	460	557	736	COFFEE, TEA, MATÉ AND SPICES
10	Drithrat	46	25	9	38	21	CEREALS
11	Produkte të industrisë së blojes, malti; niseshtëja; inulina; gluteni i	5	12	19	64	132	PRODUCTS OF THE MILLING INDUSTRY; MALT; STARCHES; INULIN; WHE
12	Farera vajore dhe fruta oleogjene (vajore); perzierje kokrrash,	3,979	3,527	4,115	4,523	5,250	OIL SEEDS AND OLEAGINOUS FRUITS; MISCELLANEOUS GRAINS, SEEDS A
13	Llaqet; gomat, rezinat dhe ekstrakte të tjera vegjetale	71	39	28	24	33	LAC; GUMS, RESINS AND OTHER VEGETABLE SAPS AND EXTRACTS
14	Materiale vegjetale që përdoren për thurje, produkte bimore të	21	17	13	13	12	VEGETABLE PLAITING MATERIALS; VEGETABLE PRODUCTS NOT ELSEWH
15	Dhjamra dhe vajra shtazore ose vegjetale dhe produktet e ndarjes	212	244	250	200	297	ANIMAL OR VEGETABLE FATS AND OILS AND THEIR CLEAVAGE PRODUCT
16	Pergatitje të mishit, peshkut dhe krustaceve, mollusqeve dhe	4,380	6,422	6,443	6,828	6,974	PREPARATIONS OF MEAT, OF FISH OR OF CRUSTACEANS, MOLLUSCS OR
17	Sheqernat dhe prodhimet prej sheqeri	27	30	41	130	177	SUGARS AND SUGAR CONFECTIONERY
18	Kakao dhe pergatitjet prej saj	16	30	81	183	118	COCOA AND COCOA PREPARATIONS
19	Pergatitje prej drithrave, miellit, niseshtëse ose qumeshtit;	1,048	1,109	1,009	1,141	1,206	PREPARATIONS OF CEREALS, FLOUR, STARCH OR MILK; PASTRYCOOKS' F
20	Pergatitje prej zaravatësh, frutash, arrash dhe pjesëve të tjera të	979	1,263	1,965	2,314	2,982	PREPARATIONS OF VEGETABLES, FRUIT, NUTS OR OTHER PARTS OF PL
21	Pergatitje të ndryshme të ngrenshme	117	162	184	255	273	MISCELLANEOUS EDIBLE PREPARATIONS
22	Pijet, alkoolet dhe uthullat	997	1,133	1,365	1,355	1,449	BEVERAGES, SPIRITS AND VINEGAR
23	Mbetjet dhe hedhurinat nga industria ushqimore; ushqim i	3	7	13	42	59	RESIDUES AND WASTE FROM THE FOOD INDUSTRIES; PREPARED ANIMA
24	Duhani dhe zevendesues të fabrikuar të duhanit	619	361	438	502	321	TOBACCO AND MANUFACTURED TOBACCO SUBSTITUTES
25	Kripe; sulfur; dhe gure; gelqere dhe cimento	6,597	7,580	7,386	7,951	8,615	SALT; SULPHUR; EARTHS AND STONE; PLASTERING MATERIALS, LIME AN
26	Minerale, skorje dhe hi	12,453	11,555	7,639	8,841	8,162	ORES, SLAG AND ASH
27	Lende të djegshme minerale, vajra minerale dhe produkte të	27,587	24,009	41,409	33,555	23,123	MINERAL FUELS, MINERAL OILS AND PRODUCTS OF THEIR DISTILLATION
28	Kimikate inorganike; komponime organike ose inorganike të	169	262	403	269	372	INORGANIC CHEMICALS; ORGANIC OR INORGANIC COMPOUNDS OF PR
29	Kimikate organike	11	9	22	14	40	ORGANIC CHEMICALS
30	Produkte farmaceutike	631	305	370	428	383	PHARMACEUTICAL PRODUCTS
31	Pleheruesit	14	5	8	53	71	FERTILISERS
32	Ekstraktet ngjyrorese dhe tanike; taninet dhe derivatet e tyre;	722	835	883	1,178	1,275	TANNING OR DYEING EXTRACTS; TANNINS AND THEIR DERIVATIVES; DY
33	Esencat vajore dhe rezinoidet; pergatitjet e parfumerisë,	199	384	825	976	890	ESSENTIAL OILS AND RESINOIDS; PERFUMERY, COSMETIC OR TOILET PR
34	Sapunet, agjentet me veprim të siperfaqshëm, preparatet larëse,	53	58	128	402	369	SOAP, ORGANIC SURFACE-ACTIVE AGENTS, WASHING PREPARATIONS, L
35	Substanca albuminoze; amidon të modifikuar; ngjites; enzimat	12	17	13	27	18	ALBUMINOIDAL SUBSTANCES; MODIFIED STARCHES; GLUES; ENZYMES
36	Eksplozivet; prodhimet piroteknike, shkrepsat, lidhjet piroforike,	243	272	332	317	130	EXPLOSIVES; PYROTECHNIC PRODUCTS; MATCHES; PYROPHORIC ALLOY
37	Produktet fotografike ose kinematografike	2	2	2	19	1	PHOTOGRAPHIC OR CINEMATOGRAPHIC GOODS
38	Produkte të ndryshme kimike	234	285	560	682	694	MISCELLANEOUS CHEMICAL PRODUCTS
39	Plastikat dhe prodhimet prej plastike	1,651	1,909	2,067	2,396	2,152	PLASTICS AND ARTICLES THEREOF
40	Goma dhe artikujt prej saj	373	393	561	896	1,015	RUBBER AND ARTICLES THEREOF
41	Lekure të përpunuara ose jo (ndryshe nga ato të pelicerisë, gezofet)	1,938	2,118	1,941	1,452	988	RAW HIDES AND SKINS (OTHER THAN FURSKINS) AND LEATHER
42	Artikujt prej lekure; objekte të shalimit dhe të kalerimit; mallra	647	837	779	963	810	ARTICLES OF LEATHER; SADDLERY AND HARNESS; TRAVEL GOODS, HAN
43	Gezofet dhe gezofet artificiale; artikujt prej tyre	12	15	8	30	3	FURSKINS AND ARTIFICIAL FUR; MANUFACTURES THEREOF
44	Druri dhe artikujt prej druri; qymyr druri	2,168	2,439	2,911	3,086	3,170	WOOD AND ARTICLES OF WOOD; WOOD CHARCOAL
45	Tapa dhe artikujt prej tape	0	1	1	0	0	CORK AND ARTICLES OF CORK
46	Punimet e kashtes, kallamave, xunkthit	7	7	9	12	23	MANUFACTURES OF STRAW, OF ESPARTO OR OF OTHER PLAITING MAT
47	Pulp druri dhe lende të tjera celulozike fibroze; mbetje ose kthime	192	257	177	118	90	PULP OF WOOD OR OF OTHER FIBROUS CELLULOSIC MATERIAL; RECOVE
48	Leter dhe karton; artikujt prej pulpit të letres, letres ose kartonit	5,288	5,360	5,821	6,108	5,170	PAPER AND PAPERBOARD; ARTICLES OF PAPER PULP, OF PAPER OR OF P
49	Librat, gazetatat, revistat, pikturat dhe produkte të tjera të industrisë	94	227	149	211	161	PRINTED BOOKS, NEWSPAPERS, PICTURES AND OTHER PRODUCTS OF TH
50	Mendafshi	0	0	0	1	1	SILK
51	Leshi, qimet e kafsheve, qofte të buta apo të ashpra, qime kali dhe	42	33	14	7	9	WOOL, FINE OR COARSE ANIMAL HAIR; HORSEHAIR YARN AND WOVEN
52	Pambuku	18	69	90	72	73	COTTON
53	Fibra të tjera tekstile vegjetale; fill prej letre dhe pelhura të endura	0	1	2	22	1	OTHER VEGETABLE TEXTILE FIBRES; PAPER YARN AND WOVEN FABRICS
54	Filamentet artificiale	40	45	44	52	44	MAN-MADE FILAMENTS; STRIP AND THE LIKE OF MAN-MADE TEXTILE M
55	Fibrat themelore të bera nga njerezit	18	27	14	63	27	MAN-MADE STAPLE FIBRES
56	Mbushjet, shajaku dhe pelhura të paendura; fije speciale, spangot,	36	54	82	133	237	WADDING, FELT AND NONWOVENS; SPECIAL YARNS; TWINE, CORDAGE,
57	Qilimat dhe mbulesit e tjere tekstile të dyshemese	11	11	3	60	1	CARPETS AND OTHER TEXTILE FLOOR COVERINGS
58	Pelhurat speciale të endura, pelhurat tekstile me xhufka; tantellat;	48	37	41	37	18	SPECIAL WOVEN FABRICS; TUFTED TEXTILE FABRICS; LACE; TAPESTRIES;
59	Pelhurat tekstile të ngopura, të veshura, të mbuluara apo	46	106	166	192	206	IMPREGNATED, COATED, COVERED OR LAMINATED TEXTILE FABRICS; TE
60	Pelhura të endura me një apo shumë fije	61	107	100	113	85	KNITTED OR CROCHETED FABRICS
61	Artikujt të veshjes dhe plotësues të tyre, të thurura	20,845	23,180	25,478	25,734	22,691	ARTICLES OF APPAREL AND CLOTHING ACCESSORIES, KNITTED OR CROC
62	Artikujt të veshjes dhe plotësues të tyre, të endura	31,250	34,419	34,166	32,169	29,306	ARTICLES OF APPAREL AND CLOTHING ACCESSORIES, NOT KNITTED OR C
63	Artikujt të tjere tekstile të gatshme; grupet e artikujve tekstile;	1,669	2,017	2,303	2,600	3,998	OTHER MADE-UP TEXTILE ARTICLES; SETS; WORN CLOTHING AND WORN
64	Veshjet e këmbeve, gjynjaket dhe të ngjashme me to, pjesët e tyre	51,739	56,574	59,945	56,304	44,994	FOOTWEAR, GAITERS AND THE LIKE; PARTS OF SUCH ARTICLES
65	Veshje të kokes dhe pjesë të tyre	787	766	749	702	628	HEADGEAR AND PARTS THEREOF
66	Cadrat, cadrat e diellit, bastunet, kamzhiqet, dhe pjesët e tyre	2	3	7	10	6	UMBRELLAS, SUN UMBRELLAS, WALKING STICKS, SEAT-STICKS, WHIPS, F
67	Pendet dhe puçat e pergatitura dhe artikujt prej tyre; lulet	0	0	1	0	0	PREPARED FEATHERS AND DOWN AND ARTICLES MADE OF FEATHERS O
68	Artikujt prej guri, allcie, cimentoje, asbesti, mike dhe materiale të	436	662	618	636	543	ARTICLES OF STONE, PLASTER, CEMENT, ASBESTOS, MICA OR SIMILAR M
69	Produkte qeramike	967	1,242	1,195	1,217	1,251	CERAMIC PRODUCTS
70	Qelqi dhe qelqerinat	271	350	309	465	466	GLASS AND GLASSWARE
71	Perlat natyrale dhe të kultivuara, gure të cmuar dhe gjysem të	738	851	930	1,117	1,406	NATURAL OR CULTURED PEARLS, PRECIOUS OR SEMI-PRECIOUS STONES
72	Hekuri dhe celiku	15,596	22,661	32,298	25,394	21,272	IRON AND STEEL
73	Artikujt prej hekurit dhe celikut	2,291	2,992	3,180	4,010	4,763	ARTICLES OF IRON OR STEEL
74	Bakri dhe artikujt prej tij	1,314	2,041	1,775	1,749	1,809	COPPER AND ARTICLES THEREOF
75	Nikeli dhe artikujt prej tij	0	0	0	0	2	NICKEL AND ARTICLES THEREOF
76	Alumini dhe artikujt prej tij	6,212	7,978	7,757	6,513	6,522	ALUMINIUM AND ARTICLES THEREOF
78	Plumbi dhe artikujt prej tij	369	626	450	550	511	LEAD AND ARTICLES THEREOF
79	Zinku dhe artikujt prej tij	40	34	48	48	47	ZINC AND ARTICLES THEREOF
80	Kallaji dhe artikujt prej tij	0	0	0	0	0	TIN AND ARTICLES THEREOF
81	Metale të tjere baze; metaloqeramikat (lidhjet e forta); artikujt prej	0	0	0	0	1	OTHER BASE METALS; CERMETS; ARTICLES THEREOF
82	Instrumentet prerese dhe veglat e punës, thikat, luget, pirunjtë dhe	58	75	156	173	175	TOOLS, IMPLEMENTS, CUTLERY, SPOONS AND FORKS, OF BASE METAL; F
83	Artikujt të ndryshëm me metale bze	4,337	5,199	5,255	4,620	4,432	MISCELLANEOUS ARTICLES OF BASE METAL
84	Reaktoret berthamore, ngrohësat e ujit, makinë dhe pajisje	2,724	3,438	4,606	5,990	4,559	NUCLEAR REACTORS, BOILERS, MACHINERY AND MECHANICAL APPLIAN
85	Makina elektrike, pajisje makinash elektrike dhe pjesët e tyre;	6,479	9,183	11,150	12,083	14,216	ELECTRICAL MACHINERY AND EQUIPMENT AND PARTS THEREOF; SOUND
86	Lokomotivat, vagonet hekurudhore; materiale për hekurudhat, dhe	4	2	156	113	93	RAILWAY OR TRAMWAY LOCOMOTIVES, ROLLING STOCK AND PARTS TH
87	Mjete transporti të ndryshëm nga ato hekurudhore dhe pjesë e	2,054	2,433	1,887	2,676	3,356	VEHICLES OTHER THAN RAILWAY OR TRAMWAY ROLLING STOCK, AND P
88	Aeroplanet, anijet kozmike, dhe pjesët e tyre	19	26	7	36	126	AIRCRAFT, SPACECRAFT, AND PARTS THEREOF
89	Anijet, barkat dhe struktura lundrimi	11	3	147	15	7	SHIPS, BOATS AND FLOATING STRUCTURES
90	Instrumenta dhe aparate optike, fotografike, kinematografike, të	730	876	993	837	702	OPTICAL, PHOTOGRAPHIC, CINEMATOGRAPHIC, MEASURING, CHECKING
91	Oret e të gjitha llojeve dhe pjesët e tyre	2	3	6	5	2	CLOCKS AND WATCHES AND PARTS THEREOF
92	Instrumentet muzikore; pjesë dhe aksesore për këta artikuj	0	2	1	0	0	MUSICAL INSTRUMENTS; PARTS AND ACCESSORIES OF SUCH ARTICLES
93	Armet dhe municionet; pjesë dhe aksesore të tyre	362	61	103	82	68	ARMS AND AMMUNITION; PARTS AND ACCESSORIES THEREOF
94	Orendi; orendi mjeksor ose kirurgjikale; shtretër, dyshekët,	3,156	3,863	4,328	4,911	4,589	FURNITURE; BEDDING, MATTRESSES, MATTRESS SUPPORTS, CUSHIONS
95	Lodrat, pajisjet për lojëra dhe sport; pjesë dhe aksesore të tyre	1,020	913	783	681	605	TOYS, GAMES AND SPORTS REQUISITES; PARTS AND ACCESSORIES THER
96	Artikujt të ndryshëm të prodhuar	967	895	897	1,259	1,148	MISCELLANEOUS MANUFACTURED ARTICLES
97	Veprat e artit, pjesë koleksionesh dhe antikitet	40	17	74	6	3	WORKS OF ART, COLLECTORS' PIECES AND ANTIQUES
99	Dispozita për klasifikime të vecanta	85	59	89	78	57	PROVISIONS FOR SPECIAL CLASSIFICATIONS
<b>Totali</b>		<b>243,492</b>	<b>272,964</b>	<b>309,087</b>	<b>298,765</b>	<b>271,795</b>	

Tabela 21 Volumi i Exporteve sipas kapitujve të SH  
Table 21 Volume of Exports by HS Chapters

NE ton

Kapitujt	Pershkrimi	2016	2017	2018	2019	2020	Description
01	Kafshe të gjalla	85	87	68	65	51	LIVE ANIMALS
02	Mish dhe të brendshme të ngrëshme të kafsheve	132	357	568	199	57	MEAT AND EDIBLE MEAT OFFAL
03	Peshk, krustace, molusqë dhe jvertebrore të tjera ujore	4,630	5,583	7,766	7,392	8,227	FISH AND CRUSTACEANS, MOLLUSCS AND OTHER AQUATIC INVERTEBRATES
04	Bulmet, vezet e zogjve, mjalti natyral, produktet e ngrëshme me origjinë shtazore të paspecifikuara	1,342	2,268	1,548	4,347	4,606	DAIRY PRODUCE; BIRDS' EGGS; NATURAL HONEY; EDIBLE PRODUCTS OF ANIMAL ORIGIN, NOT ELSEWHERE SPECIFIED
05	Produkte me origjinë shtazore të paspecifikuara apo të paperfshira ndokund tjetër	1,582	1,411	1,212	1,514	1,155	PRODUCTS OF ANIMAL ORIGIN, NOT ELSEWHERE SPECIFIED OR INCLUDED
06	Peme dhe bime të tjera të gjalla; bulbet, rrenjet dhe të ngjashmet me to; lulet e keputura dhe	2,557	3,235	4,481	7,549	7,589	LIVE TREES AND OTHER PLANTS; BULBS, ROOTS AND THE LIKE; CUT FLOWERS AND ORNAMENTAL FOLIAGE
07	Zaravatet dhe rrenjet dhe tuberet e ngrëshme	101,962	121,764	123,381	137,746	144,048	EDIBLE VEGETABLES AND CERTAIN ROOTS AND TUBERS
08	Frutat dhe arrat e ngrëshme; lekuret e agrumeve, shalqinjve dhe pjeprave	55,046	65,844	48,268	66,157	74,988	EDIBLE FRUIT AND NUTS; PEEL OF CITRUS FRUIT OR MELONS
09	Kafe, çaj, mate dhe erza	436	736	1,168	1,228	1,592	COFFEE, TEA, MATÉ AND SPICES
10	Drithrat	1,267	444	142	807	498	CEREALS
11	Produkte të industrisë së blojes, malti; niseshteja; inulina; gluteni i rrurit	150	302	503	1,636	2,874	PRODUCTS OF THE MILLING INDUSTRY; MALT; STARCHES; INULIN; WHEAT GLUTEN
12	Farera vajore dhe fruta oleogjene (vajore); perzierje kokrrash, farerash dhe frutash; kashta dhe tagjia	14,062	12,889	13,551	13,022	14,502	OIL SEEDS AND OLEAGINOUS FRUITS; MISCELLANEOUS GRAINS, SEEDS AND FRUIT; INDUSTRIAL OR MEDICINAL PLANTS
13	Llaqet; gomat, rezinat dhe ekstrakte të tjera vegjetale	20	8	16	5	15	LAC; GUMS, RESINS AND OTHER VEGETABLE SAPS AND EXTRACTS
14	Materiale vegjetale që perdoen përthurje, produkte bimore të perfshira apo specifikuara ndokund	745	665	646	580	462	VEGETABLE PLAITING MATERIALS; VEGETABLE PRODUCTS NOT ELSEWHERE SPECIFIED OR INCLUDED
15	Dhjamra dhe vajra shtazore ose vegjetale dhe produktet e ndarjes së tyre; dhjamra të ngrëshme të	1,518	1,743	1,787	1,442	2,441	ANIMAL OR VEGETABLE FATS AND OILS AND THEIR CLEAVAGE PRODUCTS; PREPARED EDIBLE FATS; ANIMAL OR VEGETABLE
16	Pergatitje të mishit, peshkut dhe krustaceve, mollusqeve dhe jvertebrore të tjera ujore	5,342	6,539	7,315	7,820	8,125	PREPARATIONS OF MEAT, OF FISH OR OF CRUSTACEANS, MOLLUSCS OR OTHER AQUATIC INVERTEBRATES
17	Sheqernat dhe prodhimet prej sheqeri	111	208	496	2,065	2,978	SUGARS AND SUGAR CONFECTIONERY
18	Kakao dhe pergatitjet prej saj	60	111	261	372	223	COCOA AND COCOA PREPARATIONS
19	Pergatitje prej drithrave, miellit, niseshtese ose qumeshtit; produktet e brumtarise	4,710	4,828	4,577	5,209	5,429	PREPARATIONS OF CEREALS, FLOUR, STARCH OR MILK; PASTRYCOOKS' PRODUCTS
20	Pergatitje prej zaravatash, frutash, arrash dhe pjeseve të tjera të ngrëshme të bimeve	4,436	5,637	8,601	9,249	11,622	PREPARATIONS OF VEGETABLES, FRUIT, NUTS OR OTHER PARTS OF PLANTS
21	Pergatitje të ndryshme të ngrëshme	259	309	239	347	349	MISCELLANEOUS EDIBLE PREPARATIONS
22	Pijet, alkoolet dhe uthullat	15,469	20,570	22,308	29,177	31,030	BEVERAGES, SPIRITS AND VINEGAR
23	Mbetjet dhe hedhurinat nga industria ushqimore; ushqim i pergatitur per kafshet	26	244	355	998	1,268	RESIDUES AND WASTE FROM THE FOOD INDUSTRIES; PREPARED ANIMAL FODDER
24	Duhani dhe zevendesues te fabrikuar te duhanit	1,699	717	996	1,210	615	TOBACCO AND MANUFACTURED TOBACCO SUBSTITUTES
25	Kripe; sulfur; dhe dhe gure; gelqere dhe cemento	1,069,771	#####	1,274,208	1,282,559	1,273,776	SALT; SULPHUR; EARTHS AND STONE; PLASTERING MATERIALS, LIME AND CEMENT
26	Minerale, skorje dhe hi	946,478	910,294	704,151	843,596	788,070	ORES, SLAG AND ASH
27	Lende të djegshme minerale, vajra minerale dhe produkte të distilimit të tyre; substanca bituminoze;	989,587	703,590	752,354	836,885	736,895	MINERAL FUELS, MINERAL OILS AND PRODUCTS OF THEIR DISTILLATION; BITUMINOUS SUBSTANCES; MINERAL WAXES
28	Kimikate inorganike; komponime organike ose inorganike të metaleve të cmuar, të elementeve	7,965	10,399	26,572	9,517	35,480	INORGANIC CHEMICALS; ORGANIC OR INORGANIC COMPOUNDS OF PRECIOUS METALS, OF RARE-EARTH METALS, OF
29	Kimikate organike	207	32	32	40	89	ORGANIC CHEMICALS
30	Produkte farmaceutike	109	179	119	166	133	PHARMACEUTICAL PRODUCTS
31	Pleheruesit	241	201	87	1,623	1,995	FERTILISERS
32	Ekstraktet ngjyrosese dhe tanike; taninet dhe derivatet e tyre; ngjyrosesit, pigmentet dhe lendet e tjera	27,244	32,747	37,450	48,753	54,718	TANNING OR DYEING EXTRACTS; TANNINS AND THEIR DERIVATIVES; DYES, PIGMENTS AND OTHER COLOURING MATTE
33	Esencat vajore dhe rezinoidet; pergatitjet e parfumerise, kozmetiket ose të tualetit	70	98	165	341	376	ESSENTIAL OILS AND RESINOIDS; PERFUMERY, COSMETIC OR TOILET PREPARATIONS
34	Sapunet, agjentet me veprim të siperfaqshem, preparatet larese, preparatet lubrifikuese, dyllet	458	474	1,028	2,459	1,854	SOAP, ORGANIC SURFACE-ACTIVE AGENTS, WASHING PREPARATIONS, LUBRICATING PREPARATIONS, ARTIFICIAL WAXE
35	Substanca albuminoze; amidon të modifikuar; ngjjet; enzimat	27	42	108	62	66	ALBUMINOIDAL SUBSTANCES; MODIFIED STARCHES; GLUES; ENZYMES
36	Eksplozivitet; prodhimet piroteknike, shkrepsat, lidhjet piroforike, substancat e ndezeshme	2,850	2,636	3,310	2,744	1,165	EXPLOSIVES; PYROTECHNIC PRODUCTS; MATCHES; PYROPHORIC ALLOYS; CERTAIN COMBUSTIBLE PREPARATIONS
37	Produktet fotografike ose kinematografike	1	0	2	2	1	PHOTOGRAPHIC OR CINEMATOGRAPHIC GOODS
38	Produkte të ndryshme kimike	9,169	17,967	41,630	52,058	59,191	MISCELLANEOUS CHEMICAL PRODUCTS
39	Plastikat dhe prodhimet prej plastike	10,613	11,798	10,564	11,762	9,412	PLASTICS AND ARTICLES THEREOF
40	Goma dhe artikuj prej saj	1,094	1,096	1,250	1,620	1,728	RUBBER AND ARTICLES THEREOF
41	Lekure të perpunuara ose jo (ndryshe nga ato të pelicerise, gezofet)	4,056	5,020	4,077	3,680	3,359	RAW HIDES AND SKINS (OTHER THAN FURSKINS) AND LEATHER
42	Artikuj prej lekure; objekte të shalimit dhe të kalerimit; mallra udhetime, canta, canta dore dhe mbajtjes	72	141	158	188	133	ARTICLES OF LEATHER; SADDLERY AND HARNESS; TRAVEL GOODS, HANDBAGS AND SIMILAR CONTAINERS; ARTICLES O
43	Gezofet dhe gezofet artificiale; artikuj prej tyre	7	8	5	6	2	FURSKINS AND ARTIFICIAL FUR; MANUFACTURES THEREOF
44	Druri dhe artikuj prej druri; qymyr druri	76,646	71,555	83,312	79,953	73,964	WOOD AND ARTICLES OF WOOD; WOOD CHARCOAL
45	Tapa dhe artikujt prej tape	0	0	0	0	0	CORK AND ARTICLES OF CORK
46	Punimet e kashtes, kallamave, xunkthit	284	245	307	361	599	MANUFACTURES OF STRAW, OF ESPARTO OR OF OTHER PLAITING MATERIALS; BASKETWARE AND WICKERWORK
47	Pulp druri dhe lende të tjera celulozike fibroze; mbetje ose kthime letre ose kartoni	12,054	14,665	11,889	9,273	7,906	PULP OF WOOD OR OF OTHER FIBROUS CELLULOSIC MATERIAL; RECOVERED (WASTE AND SCRAP) PAPER OR PAPERBO
48	Leter dhe karton; artikuj prej pulpit të letres, letres ose kartonit	17,086	17,451	20,395	22,014	19,789	PAPER AND PAPERBOARD; ARTICLES OF PAPER PULP, OF PAPER OR OF PAPERBOARD
49	Librat, gazetat, revistat, pikurat dhe produkte të tjera të industrisë së shtypit; doreshkrimet,	126	140	154	270	206	PRINTED BOOKS, NEWSPAPERS, PICTURES AND OTHER PRODUCTS OF THE PRINTING INDUSTRY; MANUSCRIPTS, TYPES
50	Mendafshi	0	0	0	0	0	SILK
51	Leshi, qimet e kafsheve, qofte të butra apo të ashpra, qime kali dhe pelhura prej tyre	477	512	143	88	15	WOOL, FINE OR COARSE ANIMAL HAIR; HORSEHAIR YARN AND WOVEN FABRIC
52	Pambuku	12	83	44	68	47	COTTON
53	Fibra të tjera tekstile vegjetale; fill prej letre dhe pelhura të endura me fill prej letre	0	0	0	12	0	OTHER VEGETABLE TEXTILE FIBRES; PAPER YARN AND WOVEN FABRICS OF PAPER YARN
54	Filamentet artificiale	76	59	58	81	89	MAN-MADE FILAMENTS; STRIP AND THE LIKE OF MAN-MADE TEXTILE MATERIALS
55	Fibrat themelore të bera nga njerezit	21	19	12	31	31	MAN-MADE STAPLE FIBRES
56	Mbushjet, shajaku dhe pelhura të paendura; fijet speciale, spangot, kordonet, litaret, kavot dhe artikuj	239	293	353	781	1,098	WADDING, FELT AND NONWOVENS; SPECIAL YARNS; TWINE, CORDAGE, ROPES AND CABLES AND ARTICLES THEREOF
57	Qilimat dhe mbulesit e tjere tekstile të dymhese	8	26	4	22	1	CARPETS AND OTHER TEXTILE FLOOR COVERINGS
58	Pelhurat speciale të endura, pelhurat tekstile me xhufka; tantelat; tapicerite, zbukurimet; qendismat	34	28	18	12	7	SPECIAL WOVEN FABRICS; TUFTED TEXTILE FABRICS; LACE; TAPESTRIES; TRIMMINGS; EMBROIDERY
59	Pelhurat tekstile të ngopura, të veshura, të mbuluara apo laminuara; artikuj të tjere tekstile të	47	131	238	332	314	IMPREGNATED, COATED, COVERED OR LAMINATED TEXTILE FABRICS; TEXTILE ARTICLES OF A KIND SUITABLE FOR INDU
60	Pelhura të endura me një apo shumë fije	64	66	98	80	56	KNITTED OR CROCHETED FABRICS
61	Artikuj të veshjes dhe plotueses të tyre, të thurura	13,133	13,847	14,687	14,239	12,231	ARTICLES OF APPAREL AND CLOTHING ACCESSORIES, KNITTED OR CROCHETED
62	Artikuj të veshjes dhe plotueses të tyre, të endura	11,274	12,051	12,631	11,510	10,239	ARTICLES OF APPAREL AND CLOTHING ACCESSORIES, NOT KNITTED OR CROCHETED
63	Artikuj të tjere tekstile të gatshem; grupet e artikujve tekstile; veshjet e perdorura dhe artikuj tekstile të	2,677	3,122	3,943	3,468	3,968	OTHER MADE-UP TEXTILE ARTICLES; SETS; WORN CLOTHING AND WORN TEXTILE ARTICLES; RAGS
64	Veshjet e kembeve, gjynjaket dhe të ngjashme me to, pjeset e tyre	26,014	29,147	30,573	29,131	23,203	FOOTWEAR, GAITERS AND THE LIKE; PARTS OF SUCH ARTICLES
65	Veshje të kokës dhe pjeset e tyre	208	200	204	198	181	HEADGEAR AND PARTS THEREOF
66	Cadtrat, cadrat e diellit, bastunet, kamzhiqet, dhe pjeset e tyre	5	7	14	29	10	UMBRELLAS, SUN UMBRELLAS, WALKING STICKS, SEAT-STICKS, WHIPS, RIDING-CROPS AND PARTS THEREOF
67	Pendet dhe puplat e pergatitura dhe artikujt prej tyre; lulet artificiale; artikuj prej flokeve të njerzve	0	0	0	0	0	PREPARED FEATHERS AND DOWN AND ARTICLES MADE OF FEATHERS OR OF DOWN; ARTIFICIAL FLOWERS; ARTICLES C
68	Artikujt prej guri, allcic, cimentoje, asbesti, mika dhe materiale të ngjashme	21,466	32,978	25,709	22,007	21,158	ARTICLES OF STONE, PLASTER, CEMENT, ASBESTOS, MICA OR SIMILAR MATERIALS
69	Produkte qeramike	176,199	191,857	166,688	178,954	167,697	CERAMIC PRODUCTS
70	Qelqi dhe qelqurinat	2,047	3,331	2,911	4,389	4,758	GLASS AND GLASSWARE
71	Perlat natyrale dhe të kultivuara, gure të cmuar dhe gjysem të cmuar, metale të cmuar, metalet e	71	88	173	241	148	NATURAL OR CULTURED PEARLS, PRECIOUS OR SEMI-PRECIOUS STONES, PRECIOUS METALS, METALS CLAD WITH PRE
72	Hekuri dhe celiku	225,665	274,206	357,278	350,658	339,498	IRON AND STEEL
73	Artikujt prej hekurit dhe celikut	12,606	15,723	15,980	23,441	26,992	ARTICLES OF IRON OR STEEL
74	Bakri dhe artikujt prej tij	2,618	3,508	3,075	3,248	3,509	COPPER AND ARTICLES THEREOF
75	Nikeli dhe artikujt prej tij	0	0	0	0	5	NICKEL AND ARTICLES THEREOF
76	Alumini dhe artikujt prej tij	21,841	27,047	25,166	23,772	25,912	ALUMINIUM AND ARTICLES THEREOF
78	Plumbi dhe artikujt prej tij	1,638	2,210	1,865	2,478	2,665	LEAD AND ARTICLES THEREOF
79	Zinku dhe artikujt prej tij	242	155	221	278	357	ZINC AND ARTICLES THEREOF
80	Kallaji dhe artikujt prej tij	0	0	0	0	1	TIN AND ARTICLES THEREOF
81	Metale të tjere baze; metaloqeramikat (lidhjet e forta); artikuj prej tyre	0	2	0	0	1	OTHER BASE METALS; CERMETS; ARTICLES THEREOF
82	Instrumentet prerese dhe veglat e punes, thikat, luget, pirunjtet dhe takemet e tjera të ngrënies prej	33	31	47	59	82	TOOLS, IMPLEMENTS, CUTLERY, SPOONS AND FORKS, OF BASE METAL; PARTS THEREOF OF BASE METAL
83	Artikuj të ndryshem me metale baze	6,303	6,972	7,129	6,400	5,851	MISCELLANEOUS ARTICLES OF BASE METAL
84	Reaktoret berthamore, ngroheshat e ujit, makineri dhe pajisje makinash; pjeset e tyre	5,034	5,559	6,530	9,891	7,754	NUCLEAR REACTORS, BOILERS, MACHINERY AND MECHANICAL APPLIANCES; PARTS THEREOF
85	Makina elektrike, pajisje makinash elektrike dhe pjeset e tyre; regjistruerit dhe riprodhuesit e zerit,	11,631	13,314	13,839	14,113	14,727	ELECTRICAL MACHINERY AND EQUIPMENT AND PARTS THEREOF; SOUND RECORDERS AND REPRODUCERS, TELEVISION
86	Lokomotivat, vagonet hekurudhore; materiale për hekurudhat, dhe pjeset e tyre; pajisjet mekanike,	30	10	236	175	78	RAILWAY OR TRAMWAY LOCOMOTIVES, ROLLING STOCK AND PARTS THEREOF; RAILWAY OR TRAMWAY TRACK FIXTUR
87	Mjete transporti të ndryshme nga ato hekurudhore dhe pjeset e aksore të tyre	3,229	3,552	3,631	4,906	5,396	VEHICLES OTHER THAN RAILWAY OR TRAMWAY ROLLING STOCK, AND PARTS AND ACCESSORIES THEREOF
88	Aeroplanet, anijet kozmike, dhe pjeset e tyre	1	2	3	5	34	AIRCRAFT, SPACECRAFT, AND PARTS THEREOF
89	Anijet, barkat dhe struktura lundrimi	15	10	1,401	27	15	SHIPS, BOATS AND FLOATING STRUCTURES
90	Instrumenta dhe aparature optike, fotografike, kinematografike, të matjes, kontrollit, precize,	478	465	559	551	563	OPTICAL, PHOTOGRAPHIC, CINEMATOGRAPHIC, MEASURING, CHECKING, PRECISION, MEDICAL OR SURGICAL INSTRUM
91	Oret e të gjitha lojeve dhe pjeset e tyre	0	0	1	0	0	CLOCKS AND WATCHES AND PARTS THEREOF
92	Instrumentet muzikore; pjeset dhe aksoret per keta artikuj	1	1	1	3	0	MUSICAL INSTRUMENTS; PARTS AND ACCESSORIES OF SUCH ARTICLES
93	Armet dhe municionet; pjeset dhe aksoret te tyre	1,253	251	431	74	176	ARMS AND AMMUNITION; PARTS AND ACCESSORIES THEREOF
94	Orendi; orendi mjeksore ose kirurgjikale; shtretet, dyshekete, jastekete dhe orendi të ngjashme të fryra;	13,046	15,093	16,176	17,572	16,717	FURNITURE; BEDDING, MATTRESSES, MATTRESS SUPPORTS, CUSHIONS AND SIMILAR STUFFED FURNISHINGS; LAMP
95	Lodrat, pajisjet për lojra dhe sport; pjeset dhe aksoret te tyre	1,854	1,763	1,576	1,269	1,152	TOYS, GAMES AND SPORTS REQUISITES; PARTS AND ACCESSORIES THEREOF
96	Artikuj të ndryshem të prodhuar	3,542	3,330	3,516	4,420	4,348	MISCELLANEOUS MANUFACTURED ARTICLES
97	Veptrat e artit, pjeset koleksionesh dhe antikitet	5	4	4	2	1	WORKS OF ART, COLLECTORS' PIECES AND ANTIQUES
99	Dispozita për klasifikime të vecanta	203	185	307	383	357	PROVISIONS FOR SPECIAL CLASSIFICATIONS
<b>Totale</b>		<b>3,959,199</b>	<b>#####</b>	<b>3,941,053</b>	<b>4,239,454</b>	<b>4,097,091</b>	

Tabela Nr 22 Përshkrimet e seksioneve të S H  
Table No 22 Descriptions of H S Sections

Sections	Description	Chapters
I	Kafshet e gjalla produktet me origjine prej kafsheve	1-5.
II	Produktet vegjetale	6-14.
III	Vajra dhe dhjamra kafshore apo vegjetale etj	15
IV	Ushqime te pergatitura , pijet , uthullat,duhanet etj	16-24.
V	Produktet minerale	25-27.
VI	Produktet e industrise kimike dhe te industrise te lidhjeve	28-38.
VII	Plastikat dhe artikujt prej tyre gomat dhe artikujt prej saj	39-40.
VIII	Lekurat ,gezofet mallrat e udhetimit,cantat etj	41-43.
IX	Druri dhe artikujt prej tij qymyri, prodhimet e kashtes xunkth etj	44-46.
X	Brumi i drurit letra kartoni etj	47-49.
XI	Tekstilet dhe artikujt prej tyre	50-63.
XII	Veshjet e kembeve,kokes,cadrat,bastunet puplat,lulet artificialeetj	64-67.
XIII	Artikuj guri ,allcie.cimentoje,asbesti,qelqi,prodhimet e tij	68-70.
XIV	Perlat natyrale apo te kultivuara , guret e cmuar , gjysem te cmuar ,metalet e cmuar ,monedha etj	71
XV	Metalet baze dhe artikujt prej metaleve baze	72-83.
XVI	Makineri dhe pajisje mekanike,elektrike,regjistruesit dhe riprodhuesit e tingujve ,imazhit televiziv etj	84-85.
XVII	Mjetet e transportit,avionet,anijet, pajisjet e tyre	86-89.
XVIII	Instrumentat dhe aparatet optike,fotografike, kinematografike,mjekesore, instrumentat muzikore etj	90-92.
XIX	Armet dhe municionet ,pjeset dhe plotesuesit etj	93
XX	Artikujt e ndryshem te prodhuar	94-96.
XXI	Veprat e artit ,koleksionet ,antikat	97-98.



Tabela 23 Importi Total sipas Procedurave

Table 23 Total Import by Procedure

Procedures	Description	2019		2020		Description
		Volume/Ton	Value/mln lek	Volume/Ton	Value/mln lek	
4000	Import per konsum direkt pa procedure te meparshme	3,168,450	426,542	3,366,185	413,585	definitive import without previous procedure
4042	Vendosje ne arkullim te lire pas perjashtimit nga detyrimet dogaoore	51	32	200	88	Placement in free circulation after exemption from customs duty
4051	Import per konsum pas RPA me pezullim	62,537	1,720	84,267	2,656	import after inward processing with suspension
4053	Import per konsum pas RLP me perjashtim te plote	1,491	414	1,053	378	import after temporary importation with total exemption
4055	Import per konsum pas RLP me perjashtim te pjesshem	914	326	147	132	import after temporary importation with partial exemption
4056	Import per konsum pas ekspozitive ose panaireve	6	7	0	0	import after exhibitions or fairs
4071	Import per konsum pas magazinimit doganor	203,702	27,018	272,653	31,507	import after customs warehousing regime
4078	Import per konsum pas vendosjes ne zone ose magazine te lire	445,775	28,349	354,113	16,380	import after free warehousing or free zones
4200	Import per konsum i mallrave te perjashtuara pa procedure te meparshme	20,957	10,339	8,466	5,709	import of exempted goods without previous procedure
4253	Import per konsum me perjashtim nga taksat per RLP	139	293	195	364	import of exempted goods after temporary importation
4271	Import per konsum i mallrave te perjashtuara pas magazines doganore	444	404	99	181	import of exempted goods after customs warehousing
4278	Import per konsum i mallrave te perjashtuara pas magazines se lire	2,779	268	457	39	import of exempted goods after free warehouse
4700	Qarkullim i lire me akcise te pezulluar	29,616	7,063	115,512	10,809	free circulation with Excise suspended
4751	Qarkullim i lire me akcise te pezulluar pas RPA me pezullim	90	4			free circulation with Excise suspended after inward processing suspension
4771	Qarkullim i lire me akcise te pezulluar pas magazinimit doganor	23	34	2	1	free circulation of Excise suspended after customs storage
4778	Qarkullim i lire me akcise te pezulluar pas magazines se lire	195,301	13,771	69,613	3,817	free flow with akcise suspended after free warehouse
4900	Import paraprak mallrave PP, Shkembim standart i garantuar	0	16	0	8	import of outward processing, standart exchange
5100	Import i perkohshem per RPA me pezullim	656,471	133,845	693,727	121,419	temporary importation for inward processing, suspension
5141	Transferim i mallrave nga RPA me rimbursim ne nje RPA me pezullim	5	1	1	1	transfer of goods from a refund inward processing to suspended inward processing
5151	Transferim i mallrave apo produkteve kompesuese nga RPA tek nje tjetër	23,172	6,983	25,156	6,315	transferal of goods among two inward processing regims
5171	Import per RPA pas magazinimit doganor	2,470	182	5,461	932	temporary importation for inward processing, after customs warehousing
5178	Futja e mallrave me RPA me pezullim nga magazina e lire	3,692	208	4,581	229	Introducing of suspension RPA goods from free warehouse
5300	Import i perkohshem per RLP me perjashtim te plote	20,367	7,210	16,148	2,328	temporary importation with total exemption
5353	Transferim i RLP me perjashtim te plote nga nje mbajtes tek nje tjetër	875	210	985	249	transfer of temporary admission regime with total exemption from a carrier to another
5371	Import i perkohshem perjashtim i plote pas magazinimit doganor	120	144	114	67	temporary importation with total exemption after customs warehousing
5500	Import i perkohshem per RLP me perjashtim te pjesshem	15,325	12,205	12,817	18,694	temporary importation with partial exemption
5553	RLP me perjashtim te pjesshem pas RLP me perjashtim te plote	19	49			RLP with partial exception after of RLP with full exception
5555	Transferim nga mbajtesi tek persona te tjere RLP perjashtim i plote			21	106	transfer from holder to other temporary admission persons, complete exemption
5571	Import per RLP me perjashtim te pjesshem pas magazines doganore	320	554	91	152	Import for RLP partial suspension after customs warehouse
5600	Import i perkohshem per ekspozita pa procedure te meparshme	45	50	22	28	temporary importation for exhibitions or fairs without previous procedure
5671	Import i perkohshem per ekspozite pas magazinimit doganor	2	4			temporary import for exhibition after customs warehouse
6121	Ri-Importim i mallrave ne RPP	2,675	170	3,514	135	re importation under outward processing
6221	Operacione perpunimi ne vend te huaj	4	42	28	49	processing operations in a foreign country
6323	Ri-Importim i mallrave te rikthyera pa ndryshime	4,563	419	3,829	1,402	re importation of the returned goods without changes
6378	Ri importim i mallrave shqiptare nga magazina e lire	125	6			re importation of albanian goods from free warehouse
6525	Ri-Importim i mallrave te eksportuar per riparime	678	149	476	190	re importation of the repaired goods
6571	Riimportim nga eksporti per riparime pas magazinimit doganor	7	3	12	14	re-importation from export for repairs after customs warehousing
6910	Rikthim i mallrave te eksportuara definitivisht	1,988	275	1,542	349	re importation of exported goods (ex 1)
9100	Vendosje nen perpunim doganor pa procedure te meparshme					processing under customs control without previous procedure
9171	Perpunim nen kontroll doganor pas magazinimit doganore					processing under customs control after customs warehousing
9300	Asgjesimi i mallrave nen kontroll doganor	96	14	7	1	destruction of goods under processing under customs control regime
9351	Shkaterim i mallrave qe kane qene ne RPA pezullim	35,971	88	45,837	311	destruction of goods after inward processing / suspension
9353	Shkaterrim i mallrave pas RLP me perjashtim te plote	1	0	13	0	destruction of goods after temporary admission with exemption
9371	Shkaterrimi i mallrave qe kane qene ne magazine doganore	11	2	1	3	destruction of the goods that were in the customs warehouse
9451	Braktisje e mallit pas RPA			4	5	abandonment of goods afer inward processing
9600	Sistemim situatë ne zonen e lire per shkarkimin e tranzitit			233,987	507	arrangement of situation in the free zone for transit unloading
9678	Sistemim situatë pas hyrjes se mallrave ne magazine te lire	4,186	289	3,229	160	collation situation after entry of goods in free warehouse
9700	Diferenca ne matje			1,044	14	difference in measurement
9771	Diferenca ne matje	46	3	43	2	the difference in measurements
9778	Diferenca ne matje ne magazine te lire	1,838	56	1,699	76	the difference in measurements in a free warehouse
9900	Firo natyrore apo teknike			108	5	natural or technical firo
9951	Firo natyrore ose teknike e mallrave qe kane qene ne RPA pezullim	20,405	11	17,509	4	natural or technical losses of inward processing / suspension
9971	firo natyrore ose teknike e mallrave qe kane qene ne Magazine Doganore	7	1	55	2	natural or technical expected losses of the goods that were in the Customs Warehouse
9978	Firo natyrore ose teknike e mallrave qe kane qene ne Mag te Lire	666	46	1,638	69	natural or technical losses of goods in free warehousing
<b>Totali</b>		<b>4,928,424</b>	<b>679,815</b>	<b>5,346,661</b>	<b>639,470</b>	

Tabela Nr 24 Eksporti Total sipas Procedurës

Table No 24 Total Export by Procedure

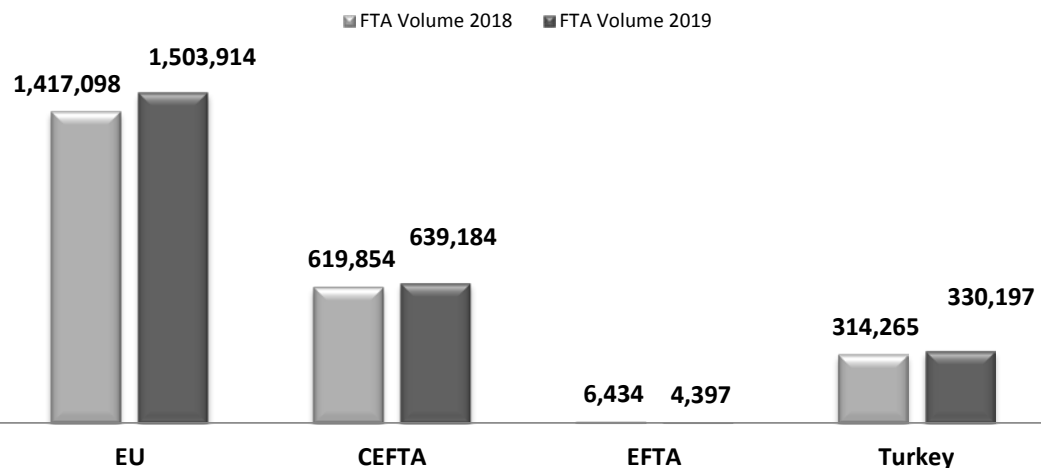
Procedura	Përshkrimi	2019		2020		Description
		Volume/Ton	Value/mln lek	Volume/Ton	Value/mln lek	
1000	Eksport definitiv direkt	3,737,373	110,285	3,518,895	94,741	definitiv export
1023	Eksport definitiv pas eksportit te perkohshem per kthim pa ndryshime	43	24	4	1	definitive export after temporary exportation for return without changes
1025	Eksport definitiv pas eksportit te perkohshem per riparime	14	14	9	15	definitive export after temporary exportation for repair
1072	Eksport i mallrave shqiptare qe kane qene ne MagDog	9	17	8	11	definitive export of albanian goods after customs warehousing
2100	Eksport i perkohshem per RPP direkt pa procedure te meparshme	2,575	286	3,407	317	temporary exportation for outward processing, without previous procedure
2151	Perpunim pasiv i mallrave ne PA	9	31	77	48	passive processing of goods under active processing
2300	Eksport i perkohshem per kthim pa ndryshime pa procedure te meparshme	4,253	395	3,517	1,637	temporary exportation for return without changes without previous procedure
2500	Eksport i perkohshem i mallrave shqiptare per riparime	773	3,403	519	835	temporary exportation of albanian goods for repair
2553	Eksport i perkohshem per riparime i mallrave qe jane ne RLP	0	1	1	1	temporary exportation for repair of the goods under temporary importation
2555	Eksport i perkohshem per riparime i mallrave qe jane ne RLP perjashtim i pjeshem	1	2	1	2	temporary exportation for repair of the goods under temporary importation partial exemption
2571	Eksport i perkohshem per riparime i mallrave jane ne magazine Doganore			0	1	temporary exportation for repair of the goods which are in customs warehouses
3100	Kthim ne origjine pa procedure te meparshme	2,236	527	49,640	2,241	return to origine country without previous procedure
3140	Riekportim pas Importimit per konsum te brendshem	5,971	531	7,792	602	reexport after definitive import
3141	Ri-eksportim pas RPA me rimbursim	0	0	2	0	re export after inward processing with drawback
3151	Ri-eksportim pas RPA me pezullim	491,224	187,050	517,257	173,818	re export after inward processing with suspension
3153	Ri-eksportim pas Importimit me RLP me perjashtim te plote	18,954	6,555	16,030	3,381	re export after temporary importation with total exemption
3155	Ri-eksportim pas RLP me perjashtim te pjeshem	15,686	14,202	16,614	19,727	re export after temporary importation with partial exemption
3156	Ri-eksportim pas ekspozitave ose panairave	42	161	21	26	re export after exhibitions or fairs
3171	Ri-eksportim pas hyrjes ne MagDog i mallrave jo shqiptare	64,845	7,346	130,697	12,656	re exportation of non albanian goods under customs warehousing regime
3178	Ri-eksportim pas vendosjes ne magazina ose zona te lira	1,242,788	61,392	984,578	30,373	re exportation after customs warehousing or free zones
Total		<b>5,586,796</b>	<b>392,220</b>	<b>5,249,069</b>	<b>340,435</b>	

Tabela 25 Marrëveshjet e Tregtisë të Lirë Import

Table 25 Free Trade Agreements Import

Grupimet	2019				States	2020			
	MTL Volume/Ton	MTL Value/mln lek	Total Volume/Ton	Total Value/mln lek		FTA Volume/Ton	FTA Value/mln lek	Total Volume/Ton	Total Value/mln lek
BE	1,417,098	218,960	2,077,913	379,607	EU	1,503,914	208,799	2,328,558	356,458
CEFTA	619,854	26,365	862,574	44,571	CEFTA	639,184	29,288	862,809	45,436
EFTA	6,434	1,034	17,854	16,186	EFTA	4,397	774	33,656	11,230
Turqia	314,265	47,128	443,767	61,438	Turkey	330,197	46,630	496,231	58,016
<b>Totali</b>	<b>2,357,651</b>	<b>293,488</b>	<b>3,402,109</b>	<b>501,802</b>	<b>Totals</b>	<b>2,477,692</b>	<b>285,492</b>	<b>3,721,254</b>	<b>471,140</b>

FTA Goods Import / Volume Ton 2019-2020



FTA Goods Import / Value mln Lek 2019-2020

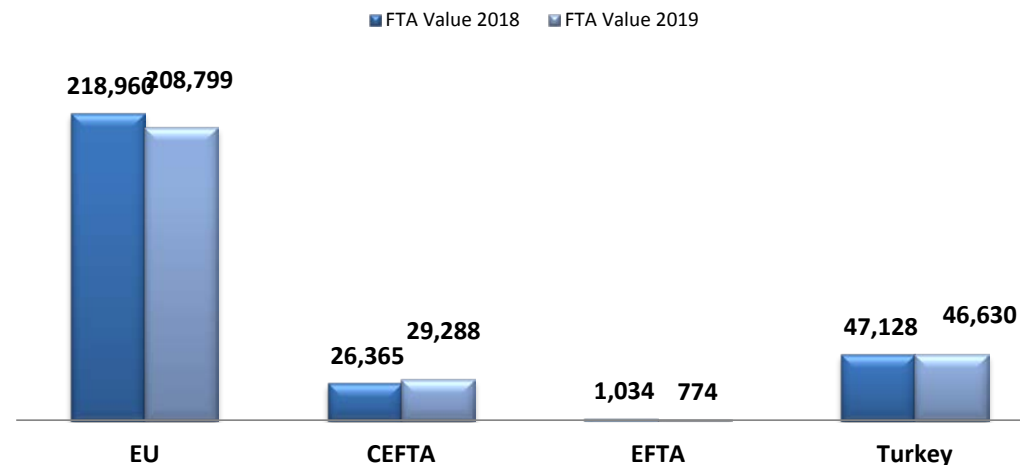


Tabela 26 Marrëveshjet e Tregtisë së Lirë Eksport

Table 26 Free Trade Agreements Export

Grupimet	2019				States	2020			
	MTL Volume/Ton	MTL Value/mln lek	Total Volume/Ton	Total Value/mln lek		FTA Volume/Ton	FTA Value/mln lek	Total Volume/Ton	Total Value/mln lek
BE	402,981	139,208	1,502,084	228,741	EU	437,822	126,467	1,349,943	203,799
CEFTA	1,509,371	31,028	2,338,793	51,356	CEFTA	1,462,167	29,864	2,347,884	48,312
EFTA	684	214	5,507	1,099	EFTA	747	162	3,742	757
Turqia	7,986	1,408	13,249	2,056	Turkey	17,192	2,435	20,320	3,073
<b>Totali</b>	<b>1,921,023</b>	<b>171,857</b>	<b>3,859,633</b>	<b>283,252</b>	<b>Totals</b>	<b>1,917,928</b>	<b>158,927</b>	<b>3,721,890</b>	<b>255,941</b>

