



**General Directorate of Customs
Fiscal Analyses Unit**

BULETINI I TREGTISË SË JASHTME
Janar- Dhjetor 2019
BULETIN OF FOREIGN TRADE
January - December 2019

Nr	Permbajtja
Pjesa e I-re	Tabelat e Importit mujor dhe progresiv
Tabela 1	Vlerat e Importit Janar-Dhjetor 2015-2019 / Ne mln leke
Tabela 2-2/1	Vlerat e Importit Janar-Dhjetor 2015-2019 / Ne mln Euro/ne mln \$
Tabela 3	Volumi I Importit ne peshe neto Janar-Dhjetor 2015-2019 / Ne Ton
Pjesa e II-te	Tabelat e Eksportit mujor dhe progresiv
Tabela 4	Vlerat e Eksportit Janar-Dhjetor 2015-2019 / Ne mln leke
Tabela 5-5/1	Vlerat e Eksportit Janar-Dhjetor 2015-2019 / Ne mln Euro; Ne mln \$
Tabela 6	Volumi I Eksportit ne peshe neto Janar-Dhjetor 2015-2019 / Ne Ton
Pjesa III-te	Kurset e kembimit 2015-2019
Tabela 7	Kursi I kembimit te Dollarit kundrejt Lekut Janar-Dhjetor 2015-2019
Tabela 8	Kursi I kembimit te Euros kundrejt Lekut Janar-Dhjetor 2015-2019
Pjesa e IV-t	Diferencat Eksport-Import
Tabela 9	Vlerat Eksport-Import-diference Janar-Dhjetor 2015-2019 / Ne mln Leke
Tabela 9/1-9/2	Vlerat Eksport-Import-diference Janar-Dhjetor 2015-2019 / Ne mln Euro; Ne mln \$
Pjesa e V-te	Struktura e Import-Eksporteve sipas shteteve
Tabela 10	Struktura e Importeve BE-Jo BE Janar-Dhjetor 2018-2019
Tabela 11	Struktura e Importeve BE Janar-Dhjetor 2018-2019 (e detajuar)
Tabela 12	Struktura e Eksporteve BE-Jo BE Janar-Dhjetor 2018-2019
Tabela 13	Struktura e Eksporteve BE Janar-Dhjetor 2018-2019 (e detajuar)
Tabela 14	Vlerat e Importeve sipas vendit te Origjines Janar-Dhjetor 2015-2019 / Ne mln leke
Tabela 15	Volumi I Importeve sipas vendit te Origjines Janar-Dhjetor 2015-2019 / Ne Ton
Tabela 16	Vlerat e Eksportit sipas vendit te Destinacionit Janar-Dhjetor 2015-2019 / Ne mln leke
Tabela 17	Volumi i Eksportit sipas vendit te Destinacionit Janar-Dhjetor 2015-2019 / Ne Ton
Pjesa VI-te	Struktura e Import Eksporteve sipas Kapitujve HS
Tabela 18	Importi sipas Kapitujve te HS Janar-Dhjetor 2015-2019 / Ne mln leke
Tabela 19	Importi sipas Kapitujve te HS Janar-Dhjetor 2015-2019 / Ne Ton
Tabela 20	Eksporti sipas Kapitujve te HS Janar-Dhjetor 2015-2019 / Ne mln leke
Tabela 21	Eksporti sipas Kapitujve te HS Janar-Dhjetor 2015-2019 / Ne Ton
Tabela 22	Perskrimi I Seksioneve HS
Pjesa VII-te	Struktura e Import Eksporteve sipas Tipeve dhe Procedurave
Tabela 23	Importi sipas Procedurave Janar-Dhjetor 2018-2019 Volumi/Ton Vlerat/mln leke
Tabela 24	Eksporti sipas Procedurave Janar-Dhjetor 2018-2019 Volumi/Ton Vlerat/mln leke
Pjesa VIII-te	Mareveshje dy ose shume paleshe
Tabela 25	Marreveshja e Treg. se Lire (Imp)sipas shteteve Janar-Dhjetor 2018-2019 Vol/Ton VI/ mln leke
Tabela 26	Marreveshja e Treg. se Lire (Exp)sipas shteteve Janar-Dhjetor 2018-2019 Vol/Ton VI/ mln leke

No	Table of Contents
First Part	Monthly and progressive Import tables
Table 1	Monthly and progressive import Values January-December 2015-2019 / mln leks
Table 2-2/1	Import Values January-December 2015-2019 / mln USD and mln/Euro
Table 3	Import Volume January-December 2015-2019 / Ton
Second Part	Monthly and progressive Export tables
Table 4	Monthly and progressive Export Values January-December 2015-2019 / mln lek
Table 5-5/1	Export Values January-December 2015-2019 / mln USD and mln/Euro
Table 6	Export Net weight January-December 2015-2019 / Ton
Third Part	Exchange Rate 2015-2019
Table 7	Exchange rate USD/lek January-December 2015-2019
Table 8	Exchange rate Euro/leks January-December 2015-2019
Fourth Part	Eksport-Import Differences
Table 9	Import-Export Values (Differences) January-December 2015-2019 / mln leks
Table 9/1-9/2	Import-Export Values (Differences) January-December 2015-2019 / mln USD, mln Euro
Fifth Part	Import-Export Structure by Countries
Table 10	Import Structure EU non EU January-December 2018-2019
Table 11	Import Structure EU January-December 2018-2019 (detailed)
Table 12	Export Structure EU non EU January-December 2018-2019
Table 13	Export Structure EU January-December 2018-2019 (detailed)
Table 14	Import Value January-December 2015-2019 / mln leks (by Country of Origin)
Table 15	Import Volume January-December 2015-2019 / Ton (by Country of Origin)
Table 16	Export Value January-December 2015-2019 / mln lek (by Country of Destination)
Table 17	Export Volume January-December 2015-2019 / Ton (by Country of Destination)
Sixth Part	Import-Export Structure by HS Chapter
Table 18	Import by Chapter January-December 2015-2019 / mln leks
Table 19	Import by Chapter January-December 2015-2019 /Ton
Table 20	Export by Chapter January-December 2015-2019 / mln lek
Table 21	Export by Chapter January-December 2015-2019 /Ton
Table 22	HS Sections Description
Seventh Part	Import-Export Structure by Type of Procedure
Table 23	Import by Total Procedure January-December 2018-2019 Volume/Ton Value/mln lek
Table 24	Export by Total Procedure January-December 2018-2019 Volume/Ton Value/mln lek
Eighth Part	Bilateral and Multilateral Agreements
Table 25	Free Trade Agreement (Imp)by countries January-December 2018-2019 Vol/Ton VI/ mln lek
Table 26	Free Trade Agreement (Exp)by countries January-December 2018-2019 Vol/Ton VI/ mln lek

Tabela 1 Vlerat e Importeve në mln lekë

Table 1 Value of Imports in mln lek

Në milion lekë

Muajt	2015	2016	2017	2018	2019	Months
Janar	35,290	35,145	35,165	44,925	42,122	January
Shkurt	39,238	41,700	44,401	46,046	49,803	February
Mars	44,340	46,987	54,081	55,371	56,219	March
Prill	43,783	51,737	50,009	52,715	57,232	April
Maj	44,557	51,508	55,145	56,857	59,253	May
Qershor	48,959	52,186	57,314	54,179	53,626	June
Korrik	52,374	50,902	55,127	58,033	59,728	July
Gusht	40,343	46,323	49,556	48,720	51,688	August
Shtator	44,138	47,451	53,261	51,164	52,241	September
Tetor	50,368	51,254	57,610	58,478	59,482	October
Nentor	49,018	49,765	54,912	56,110	53,053	November
Dhjetor	53,156	55,787	61,054	60,382	55,667	December
Totali	545,565	580,745	627,637	642,980	650,115	Total

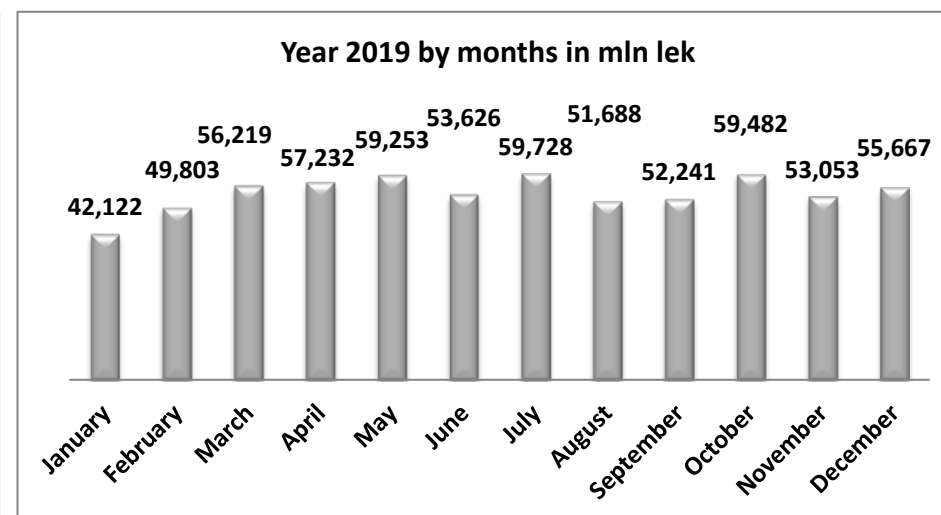
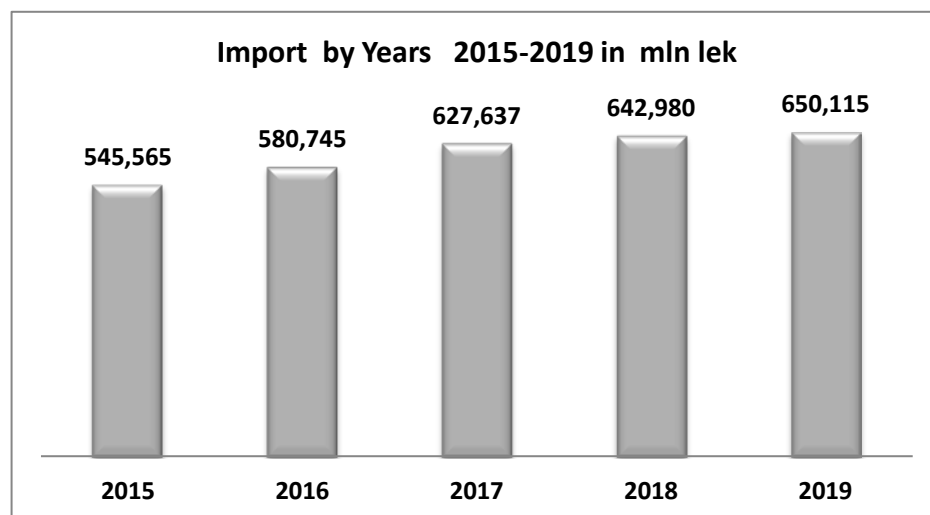


Tabela 2 Vlerat e Importeve në mln Euro

Table 2 Values of Imports in mln Euro

Në milion Euro

Muajt	2015	2016	2017	2018	2019	Months
Janar	251.8	256.0	260.0	337.9	341.3	January
Shkurt	280.8	300.7	325.5	345.1	399.6	February
Mars	315.9	339.9	400.4	418.8	446.5	March
Prill	312.0	372.8	367.4	404.1	456.6	April
Maj	317.1	372.5	408.4	441.6	480.3	May
Qershor	347.3	377.4	427.1	430.3	437.3	June
Korrik	373.3	370.7	415.8	460.8	487.0	July
Gusht	289.0	340.2	372.7	387.4	424.9	August
Shtator	315.9	345.0	399.0	405.2	427.8	September
Tetor	361.3	373.2	430.9	463.0	487.1	October
Nentor	352.2	364.5	411.6	449.1	430.5	November
Dhjetor	384.8	410.6	456.9	485.7	454.4	December
Totali	3,901	4,223	4,676	5,029	5,273	Total

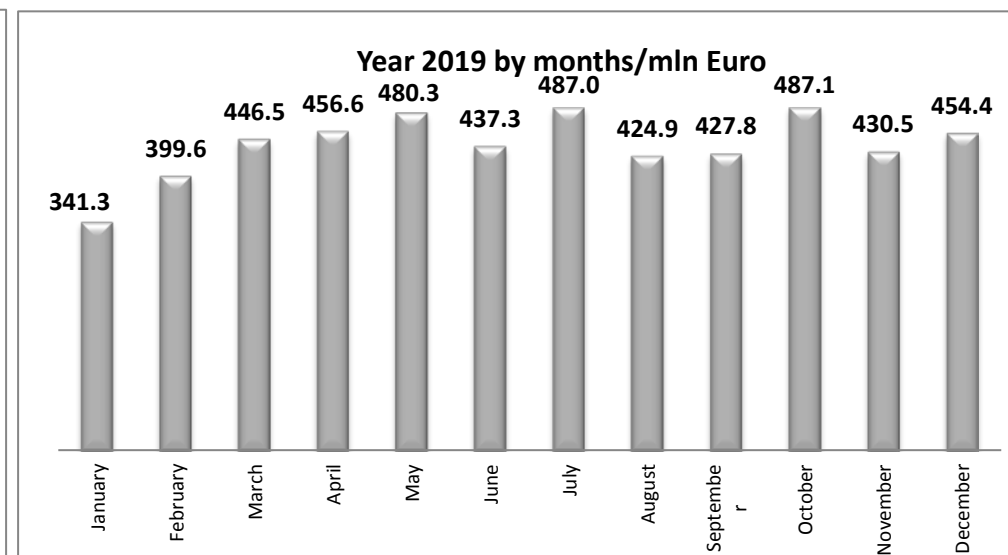
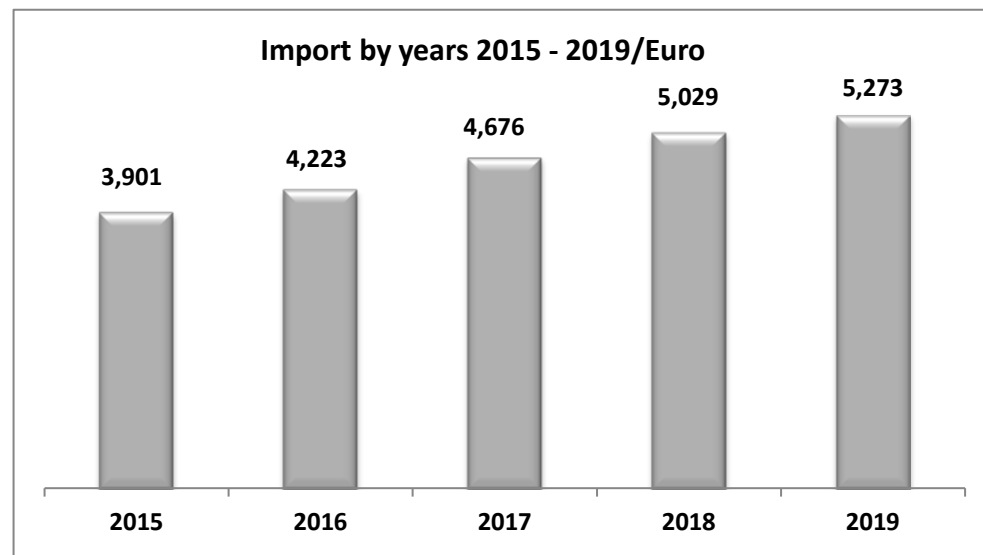


Tabela 2/1 Vlerat e Importeve në mln USD

Table 2/1 Values of Imports in mln USD

Në milion USD

Muajt	2015	2016	2017	2018	2019	Months
Janar	299	279	274	404	391	January
Shkurt	318	328	349	429	459	February
Mars	355	371	424	512	509	March
Prill	335	423	393	498	513	April
Maj	355	424	446	535	538	May
Qershor	381	420	478	503	488	June
Korrik	417	412	474	537	555	July
Gusht	316	378	437	454	474	August
Shtator	354	385	474	473	472	September
Tetor	405	418	508	538	533	October
Nentor	388	399	479	509	480	November
Dhjetor	408	437	540	550	500	December
Totali	4,331	4,675	5,277	5,943	5,910	Total

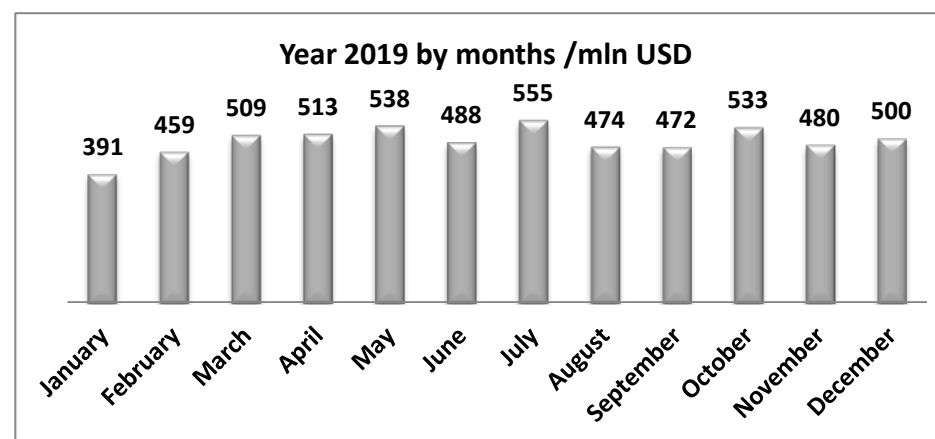
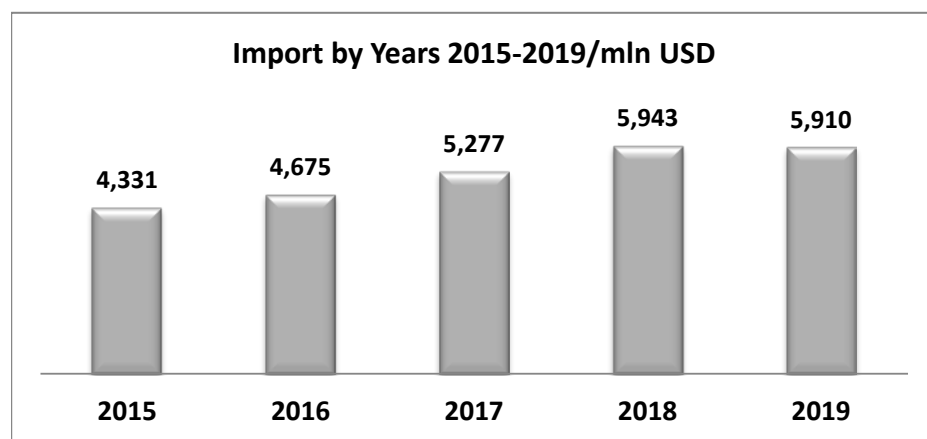




Tabela 3 Volumi i Importeve në Peshë Neto

Table 3 Volume of Import in Net Mass

Muajt	2015	2016	2017	2018	2019	Months
Janar	261,475	254,919	232,125	283,967	316,928	January
Shkurt	247,460	260,900	271,887	315,387	308,729	February
Mars	279,002	319,982	357,402	349,201	408,647	March
Prill	293,833	387,106	387,757	402,207	416,276	April
Maj	365,204	363,678	397,786	425,484	427,472	May
Qershor	346,626	354,911	410,126	359,204	411,369	June
Korrik	373,129	354,304	400,262	418,024	451,484	July
Gusht	345,121	377,364	392,701	394,774	463,851	August
Shtator	317,470	353,491	355,465	377,059	391,075	September
Tetor	332,934	360,683	371,168	403,683	426,747	October
Nentor	327,996	343,342	362,231	358,158	346,376	November
Dhjetor	332,697	339,580	341,000	401,611	366,717	December
Totali	3,822,946	4,070,260	4,279,911	4,488,759	4,735,672	Total

Ton

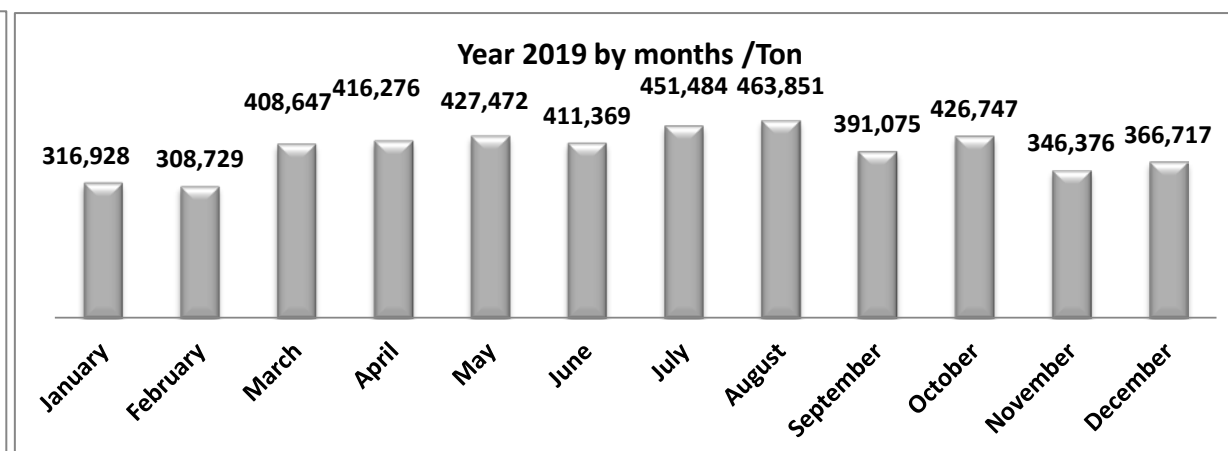
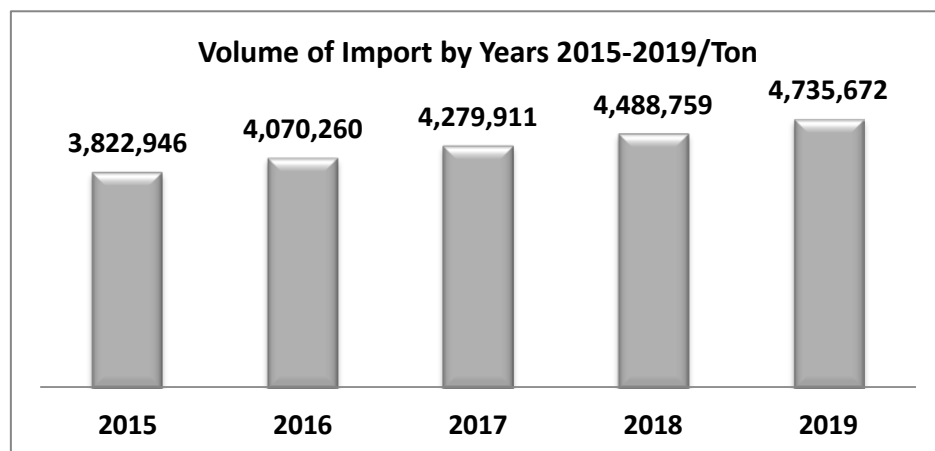


Tabela 4 Vlerat e Eksporteve në mln Lek

Table 4 Value of Exports in mln Lek

Në milion lekë

Muajt	2015	2016	2017	2018	2019	Months
Janar	17,882	16,400	18,906	23,445	21,925	Jan
Shkurt	17,821	17,564	20,013	23,984	22,572	Feb
Mars	22,758	19,431	22,561	27,043	27,834	Mar
Prill	20,463	21,120	24,959	26,811	26,695	Apr
Maj	24,405	20,555	24,137	29,712	27,728	May
Qershor	23,803	22,559	22,618	26,603	25,554	June
Korrik	22,652	22,340	24,707	26,756	27,792	July
Gusht	15,459	16,556	18,577	20,404	20,112	Aug
Shtator	20,461	20,581	24,154	26,176	24,802	Sep
Tetor	20,243	21,705	24,828	29,979	27,172	Oct
Nentor	19,445	22,883	25,492	26,566	24,763	Nov
Dhjetor	17,854	21,798	22,013	21,674	21,939	Dec
Totali	243,246	243,492	272,965	309,155	298,888	Total

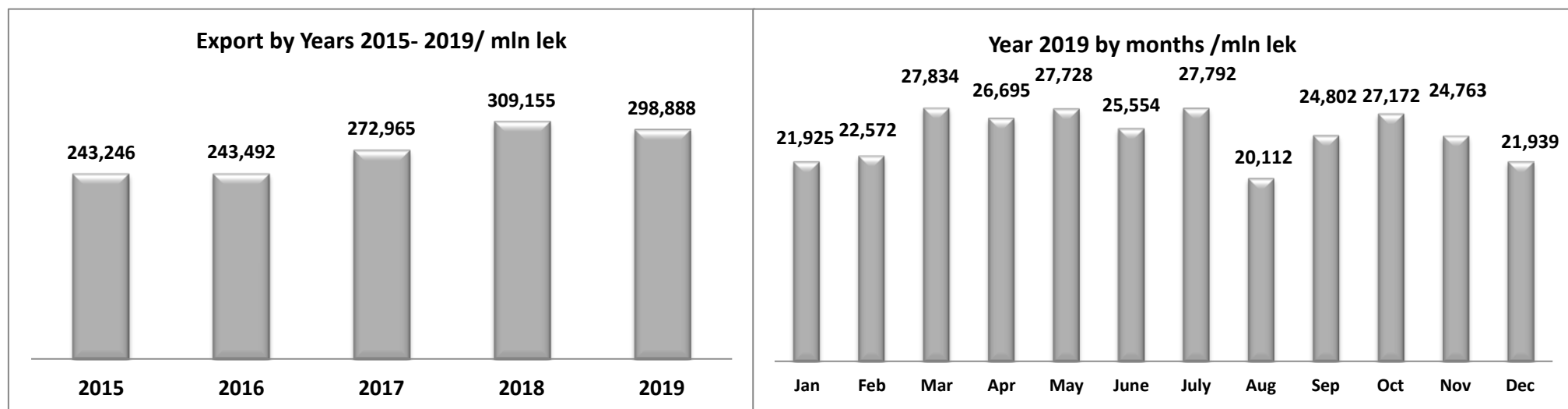


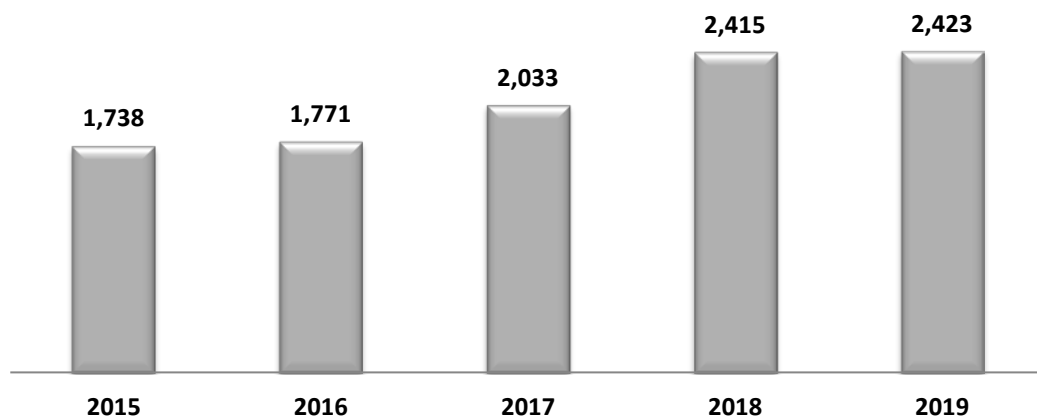
Tabela 5/1 Vlerat e Eksporteve në mln Euro

Table 5/1 Value of Exports in mln Euro

Në milion Euro

Muajt	2015	2016	2017	2018	2019	Months
Janar	127.6	119.5	139.8	176.3	177.6	January
Shkurt	127.5	126.7	146.7	179.7	181.1	February
Mars	162.1	140.6	167.0	204.5	221.0	March
Prill	145.8	152.2	183.3	205.5	213.0	April
Maj	173.7	148.6	178.8	230.8	224.7	May
Qershor	168.8	163.1	168.6	211.3	208.4	June
Korrik	161.5	162.7	186.3	212.5	226.6	July
Gusht	110.7	121.6	139.7	162.2	165.3	August
Shtator	146.4	149.7	180.9	207.3	203.1	September
Tetor	145.2	158.0	185.7	237.4	222.5	October
Nentor	139.7	167.6	191.1	212.6	200.9	November
Dhjetor	129.2	160.4	164.7	174.3	179.1	December
Totali	1,738.4	1,770.6	2,032.7	2,414.6	2,423.4	Total

Export by Years 2015-2019/mln Euro



Year 2019 by months/mln Euro

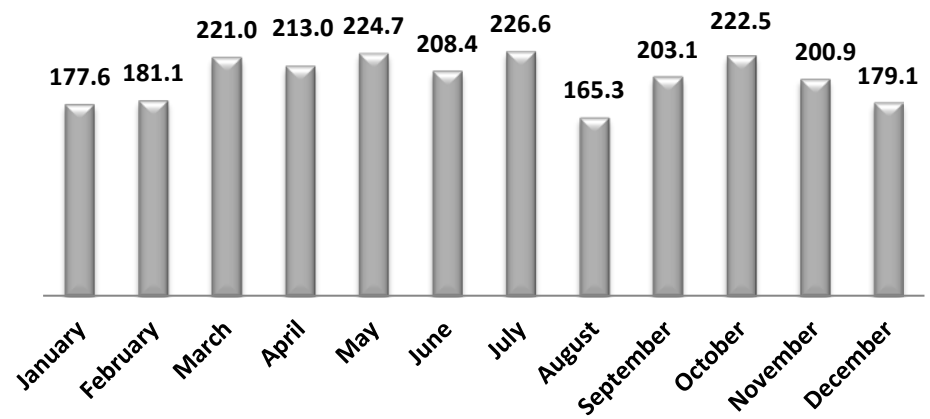


Tabela Nr 5/2 Vlerat e Eksportit ne mln USD

Table No 5/2 Volume of Exports in mln USD

Në milion USD

Muajt	2015	2016	2017	2018	2019	Months
Janar	151.5	130.4	147.5	211.0	203.4	January
Shkurt	144.5	138.2	157.1	223.6	207.9	February
Mars	182.1	153.5	177.0	250.1	251.9	March
Prill	156.7	172.7	196.0	253.4	239.1	April
Maj	194.3	169.1	195.4	279.6	251.9	May
Qershor	185.3	181.7	188.5	247.2	232.4	June
Korrik	180.4	180.9	212.4	247.4	258.1	July
Gusht	121.3	135.0	163.8	190.2	184.4	August
Shtator	164.2	166.9	215.1	241.9	224.3	September
Tetor	162.9	176.8	219.0	275.7	243.3	October
Nentor	153.8	183.6	222.2	241.0	224.2	November
Dhjetor	137.0	170.9	194.9	197.3	197.0	December
Totali	1,933.8	1,959.7	2,289.0	2,858.5	2,717.7	Total

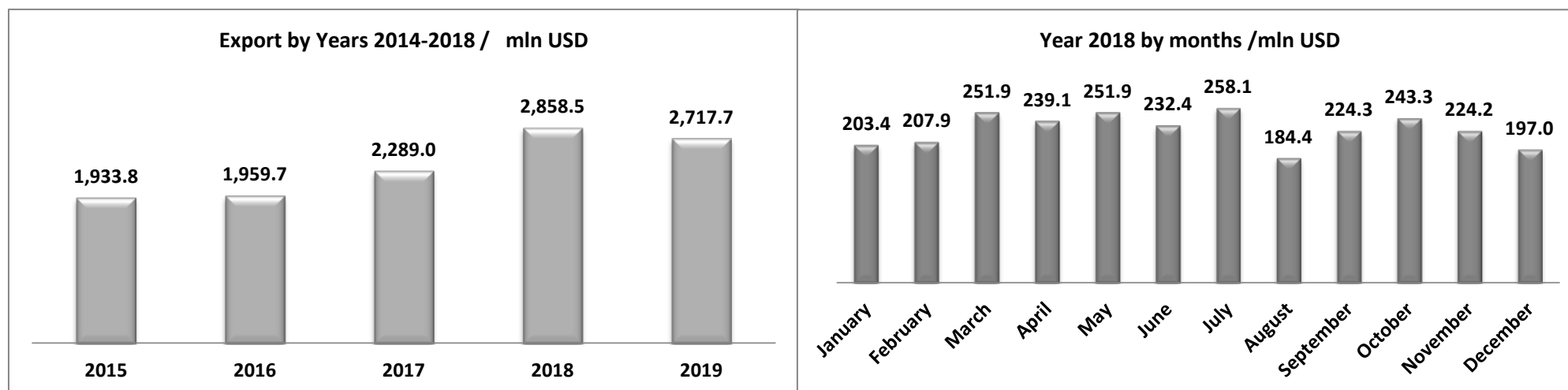


Tabela 6 Vlerat e Eksportit ne Peshe Neto

Table 6 Value of Exports in Net Mass

Në ton

Muajt	2015	2016	2017	2018	2019	Months
Janar	296,656	202,092	216,006	231,452	223,344	January
Shkurt	279,178	265,631	274,252	266,394	252,823	February
Mars	331,895	284,220	338,058	258,504	363,644	March
Prill	370,426	364,400	417,466	326,639	382,358	April
Maj	458,578	356,578	368,925	402,059	432,868	May
Qershor	421,923	382,469	353,588	333,639	351,572	June
Korrik	366,429	342,389	389,581	327,404	377,472	July
Gusht	326,031	345,942	345,491	314,682	308,088	August
Shtator	371,680	350,681	332,050	343,056	362,432	September
Tetor	372,556	352,588	340,655	446,319	450,506	October
Nentor	343,177	380,982	324,242	388,634	378,025	November
Dhjetor	305,471	331,229	248,107	302,275	355,469	December
Totali	4,244,000	3,959,199	3,948,421	3,941,057	4,238,602	Total

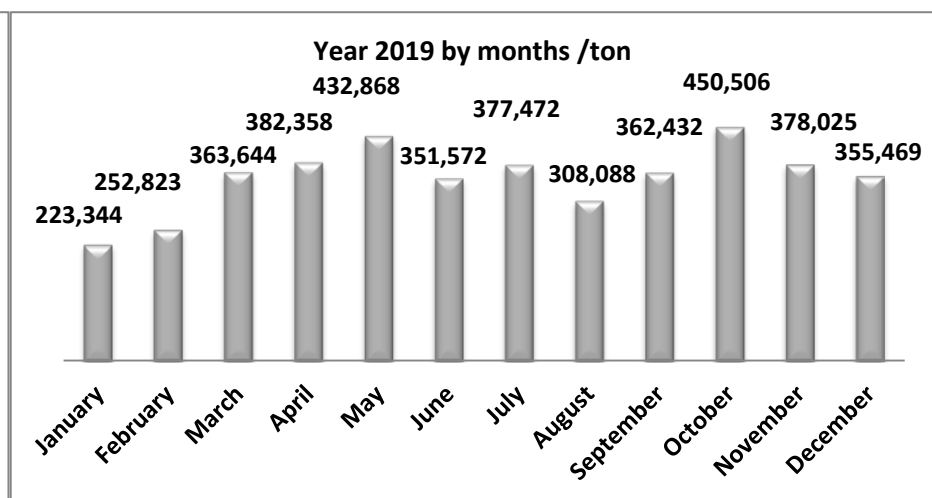
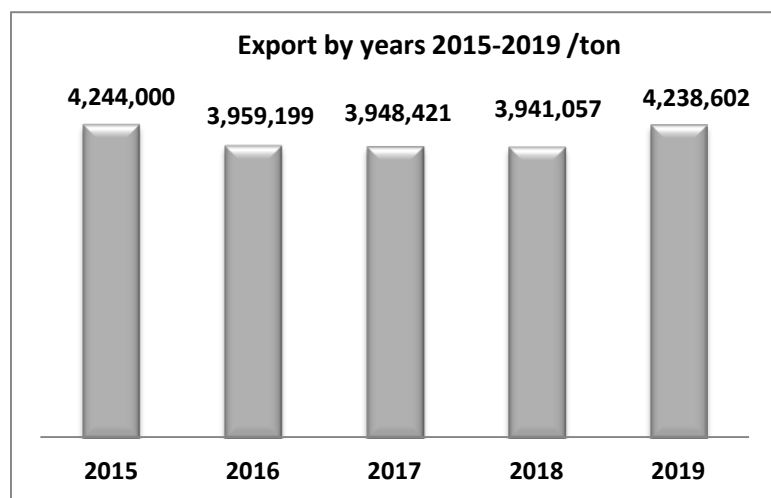
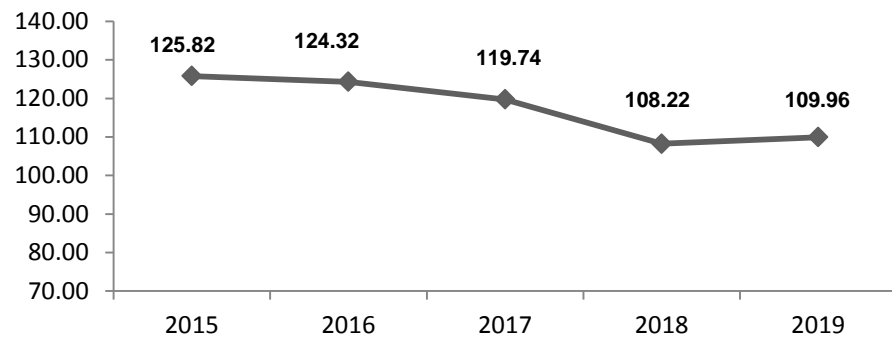


Tabela 7 Kursi i kembimit USD/Lek

Table 7 Exchange rate USD/Lek

Muajt	2015	2016	2017	2018	2019	Months
Janar	118.06	125.79	128.17	111.10	107.82	Jan
Shkurt	123.35	127.06	127.37	107.26	108.58	Feb
Mars	124.96	126.59	127.45	108.12	110.51	Mar
Prill	130.63	122.26	127.34	105.80	111.67	Apr
Maj	125.61	121.56	123.55	106.28	110.09	May
Qershor	128.48	124.15	119.99	107.61	109.97	June
Korrik	125.57	123.50	116.30	108.13	107.69	July
Gusht	127.49	122.60	113.39	107.27	109.07	Aug
Shtator	124.63	123.34	112.29	108.19	110.59	Sept
Tetor	124.24	122.74	113.37	108.75	111.70	Oct
Nentor	126.43	124.66	114.71	110.25	110.44	Nov
Dhjetor	130.35	127.55	112.97	109.85	111.34	Dec
Kursi mes	125.82	124.32	119.74	108.22	109.96	Avarage rate

Average Exchange Rate USD/Lek



Exchange Rate by months Year 2019 USD/Lek

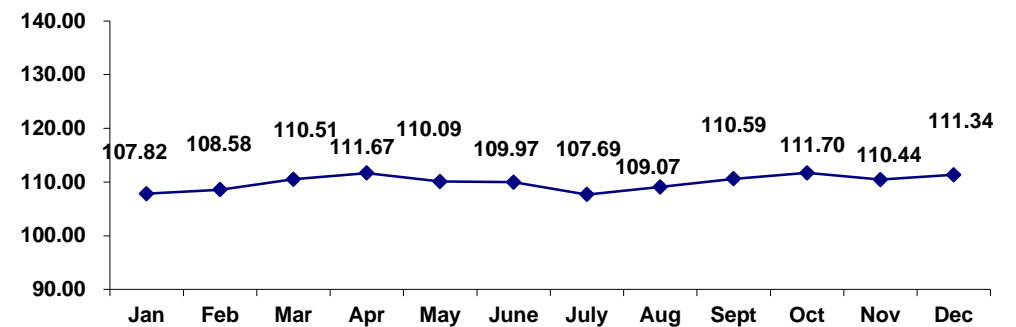


Tabela 8 Kursi i kembimit te Euro/Lek
Table 8 Exchange rate Euro/Lek

Muajt	2015	2016	2017	2018	2019	Months
Janar	140.14	137.28	135.23	132.95	123.42	Jan
Shkurt	139.72	138.68	136.39	133.44	124.64	Feb
Mars	140.36	138.24	135.08	132.23	125.92	Mar
Prill	140.34	138.77	136.13	130.44	125.34	Apr
Maj	140.53	138.29	135.03	128.74	123.38	May
Qershor	140.98	138.29	134.19	125.92	122.63	June
Korrik	140.29	137.33	132.59	125.93	122.65	July
Gusht	139.59	136.18	132.98	125.76	121.64	Aug
Shtator	139.73	137.52	133.5	126.27	122.12	Sep
Tetor	139.39	137.33	133.7	126.29	122.11	Oct
Nentor	139.18	136.54	133.42	124.94	123.25	Nov
Dhjetor	138.15	135.86	133.64	124.33	122.52	Dec
Kursi mes	139.87	137.53	134.32	128.10	123.30	Avarage rate

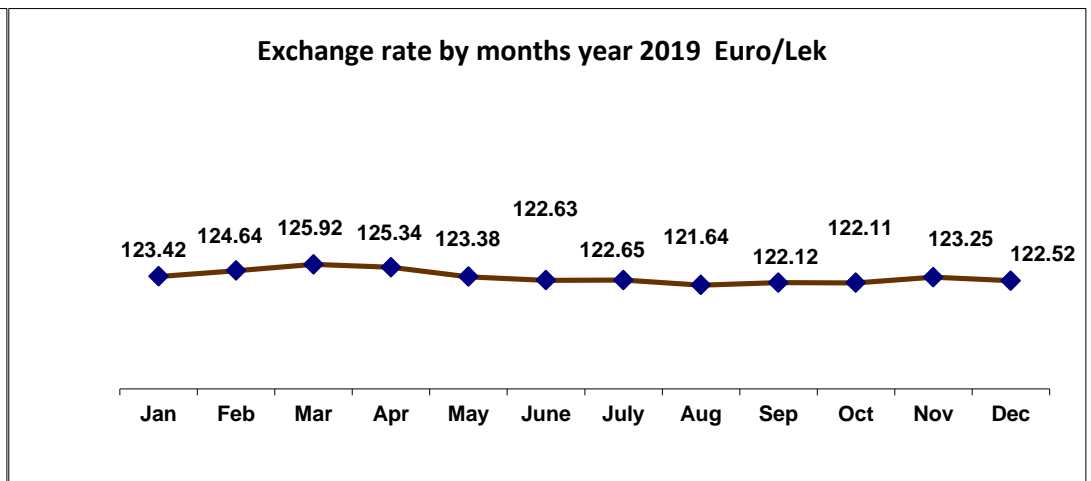
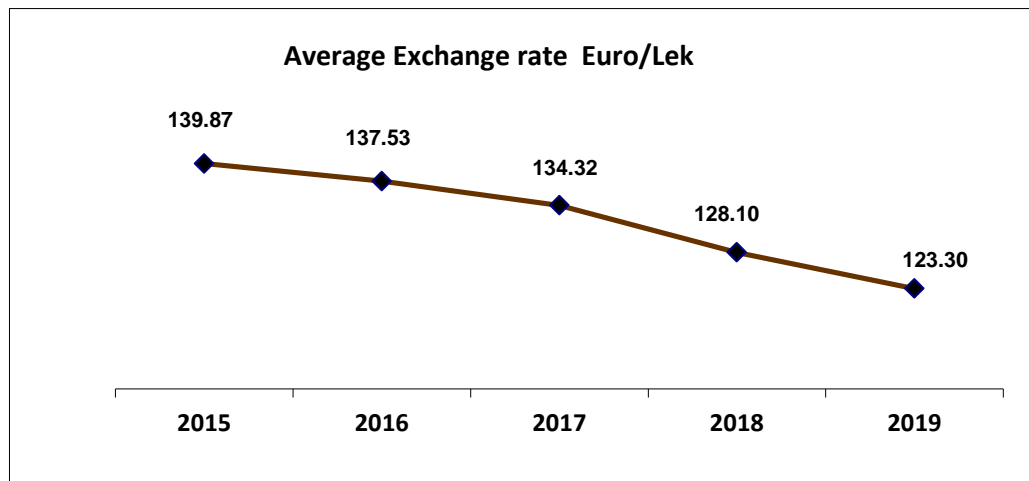


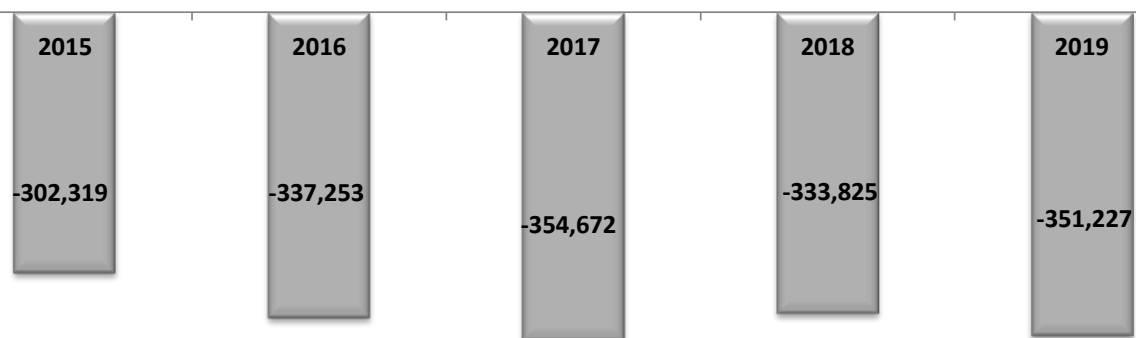
Tabela 9 Vlerat e Import-Eksportit sipas viteve ne mln Leke

Table 9 Values of Import Export by years in mln Lek

Në milion lekë

Muaji	2015			2016			2017			2018			2019			Months
	Export	Import	Difference	Export	Import	Difference	Export	Import	Difference	Export	Import	Difference	Export	Import	Difference	
Janar	17,882	35,290	- 17,409	16,400	35,145	- 18,744	18,906	35,165	- 16,259	23,445	44,925	- 21,481	21,925	42,122	- 20,196	January
Shkurt	17,821	39,238	- 21,417	17,564	41,700	- 24,136	20,013	44,401	- 24,388	23,984	46,046	- 22,062	22,572	49,803	- 27,231	February
Mars	22,758	44,340	- 21,582	19,431	46,987	- 27,556	22,561	54,081	- 31,519	27,043	55,371	- 28,328	27,834	56,219	- 28,385	March
Prill	20,463	43,783	- 23,320	21,120	51,737	- 30,617	24,959	50,009	- 25,051	26,811	52,715	- 25,903	26,695	57,232	- 30,537	April
Maj	24,405	44,557	- 20,151	20,555	51,508	- 30,953	24,137	55,145	- 31,009	29,712	56,857	- 27,145	27,728	59,253	- 31,526	May
Qershor	23,803	48,959	- 25,156	22,559	52,186	- 29,627	22,618	57,314	- 34,696	26,603	54,179	- 27,575	25,554	53,626	- 28,072	June
Korrik	22,652	52,374	- 29,722	22,340	50,902	- 28,562	24,707	55,127	- 30,420	26,756	58,033	- 31,277	27,792	59,728	- 31,936	July
Gusht	15,459	40,343	- 24,883	16,556	46,323	- 29,767	18,577	49,556	- 30,979	20,404	48,720	- 28,316	20,112	51,688	- 31,576	August
Shtator	20,461	44,138	- 23,677	20,581	47,451	- 26,870	24,154	53,261	- 29,106	26,176	51,164	- 24,987	24,802	52,241	- 27,439	September
Tetor	20,243	50,368	- 30,126	21,705	51,254	- 29,549	24,828	57,610	- 32,782	29,979	58,478	- 28,498	27,172	59,482	- 32,310	October
Nentor	19,445	49,018	- 29,572	22,883	49,765	- 26,883	25,492	54,912	- 29,420	26,566	56,110	- 29,545	24,763	53,053	- 28,290	November
Dhjetor	17,854	53,156	- 35,302	21,798	55,787	- 33,989	22,013	61,054	- 39,042	21,674	60,382	- 38,708	21,939	55,667	- 33,728	December
Totali	243,246	545,565	-302,319	243,492	580,745	-337,253	272,965	627,637	-354,672	309,155	642,980	-333,825	298,888	650,115	-351,227	Total
Exp/Im (%)	45			42			43			48			46			Exp/Im (%)

Export - Import Difference by Years 2015 - 2019 / mln lek



Export/Import difference Year 2019

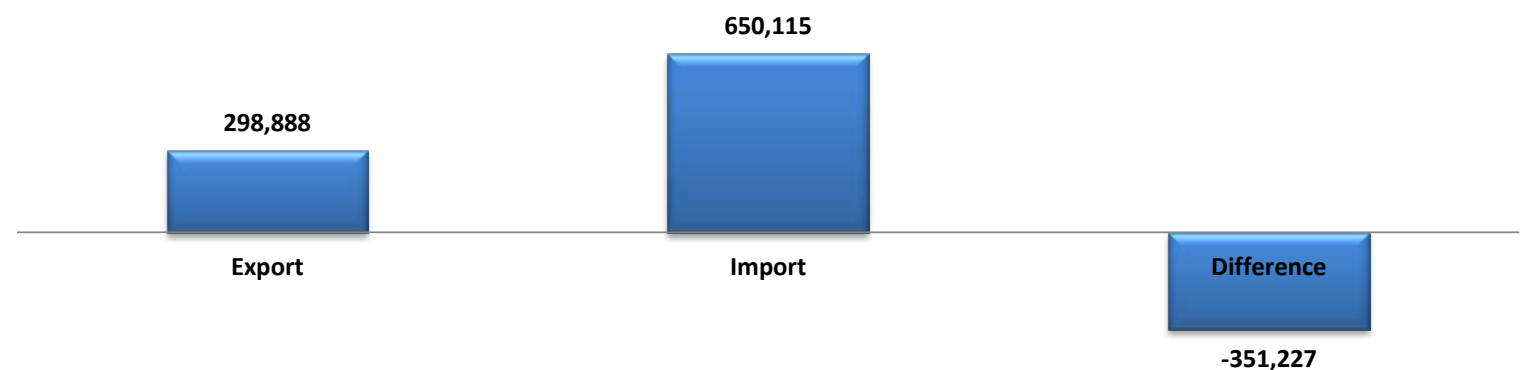


Tabela Nr 9-1 Vlerat e Import-Eksportit sipas viteve në mln Euro

Table No 9-1 Values of Import-Export like years in mln Euro

Muaji	2015			2016			2017			2018			2019			Months
	Export	Import	Difference	Export	Import	Difference	Export	Import	Difference	Export	Import	Difference	Export	Import	Difference	
Janar	127.6	251.8	- 124.2	119.5	256.0	- 136.5	139.8	260.0	- 120.2	176.3	337.9	- 161.6	177.6	341.3	- 163.6	January
Shkurt	127.5	280.8	- 153.3	126.7	300.7	- 174.0	146.7	325.5	- 178.8	179.7	345.1	- 165.3	181.1	399.6	- 218.5	February
Mars	162.1	315.9	- 153.8	140.6	339.9	- 199.3	167.0	400.4	- 233.3	204.5	418.8	- 214.2	221.0	446.5	- 225.4	March
Prill	145.8	312.0	- 166.2	152.2	372.8	- 220.6	183.3	367.4	- 184.0	205.5	404.1	- 198.6	213.0	456.6	- 243.6	April
Maj	173.7	317.1	- 143.4	148.6	372.5	- 223.8	178.8	408.4	- 229.6	230.8	441.6	- 210.9	224.7	480.3	- 255.5	May
Qershor	168.8	347.3	- 178.4	163.1	377.4	- 214.2	168.6	427.1	- 258.6	211.3	430.3	- 219.0	208.4	437.3	- 228.9	June
Korrik	161.5	373.3	- 211.9	162.7	370.7	- 208.0	186.3	415.8	- 229.4	212.5	460.8	- 248.4	226.6	487.0	- 260.4	July
Gusht	110.7	289.0	- 178.3	121.6	340.2	- 218.6	139.7	372.7	- 233.0	162.2	387.4	- 225.2	165.3	424.9	- 259.6	August
Shtator	146.4	315.9	- 169.4	149.7	345.0	- 195.4	180.9	399.0	- 218.0	207.3	405.2	- 197.9	203.1	427.8	- 224.7	September
Tetor	145.2	361.3	- 216.1	158.0	373.2	- 215.2	185.7	430.9	- 245.2	237.4	463.0	- 225.7	222.5	487.1	- 264.6	October
Nentor	139.7	352.2	- 212.5	167.6	364.5	- 196.9	191.1	411.6	- 220.5	212.6	449.1	- 236.5	200.9	430.5	- 229.5	November
Dhjetor	129.2	384.8	- 255.5	160.4	410.6	- 250.2	164.7	456.9	- 292.1	174.3	485.7	- 311.3	179.1	454.4	- 275.3	December
Totali	1,738.4	3,901.4	- 2,163.0	1,770.6	4,223.4	- 2,452.8	2,032.7	4,675.5	- 2,642.9	2,414.6	5,029.0	- 2,614.4	2,423.4	5,273.1	- 2,849.7	Total
Exp/Im (%)	45			42			43			48			46			Exp/Im (%)

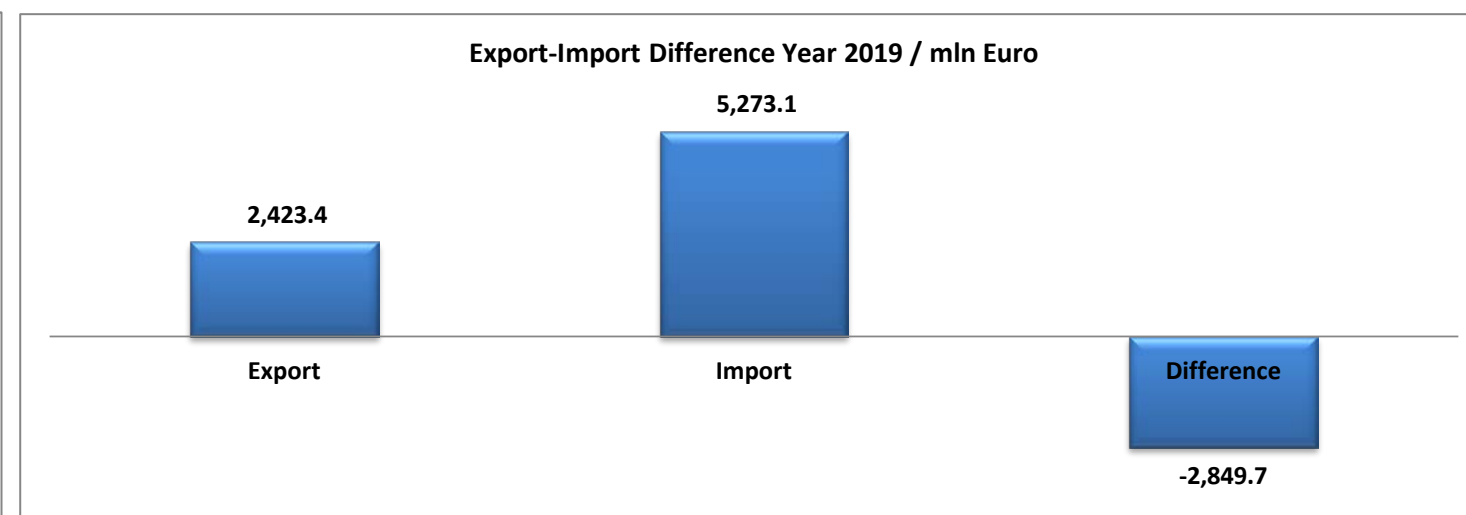
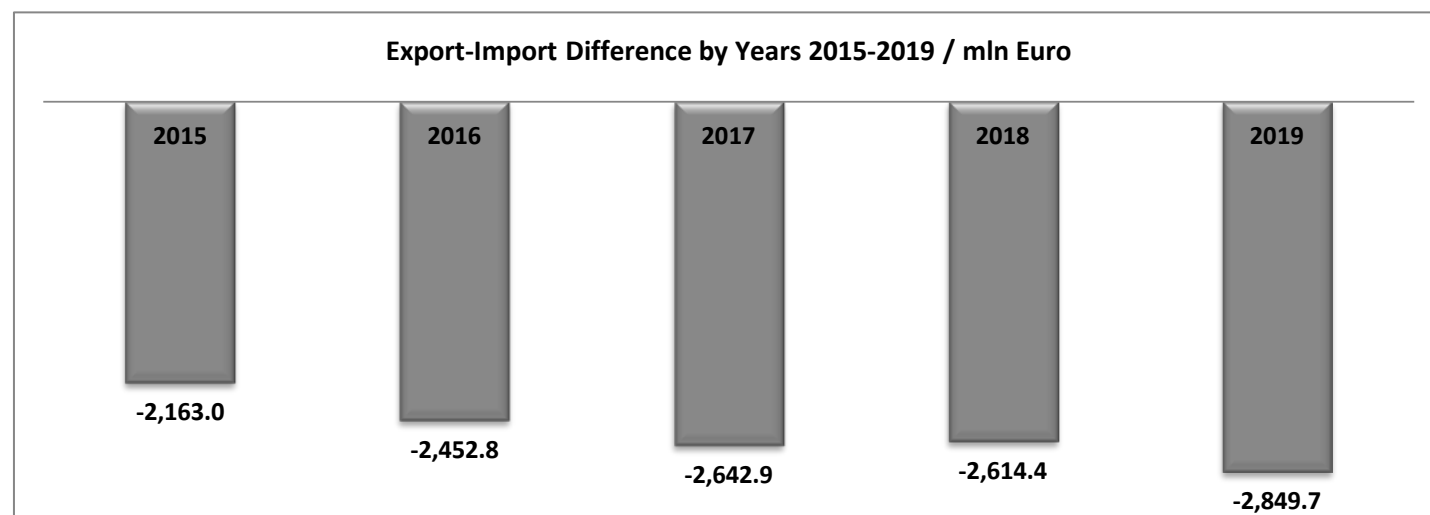


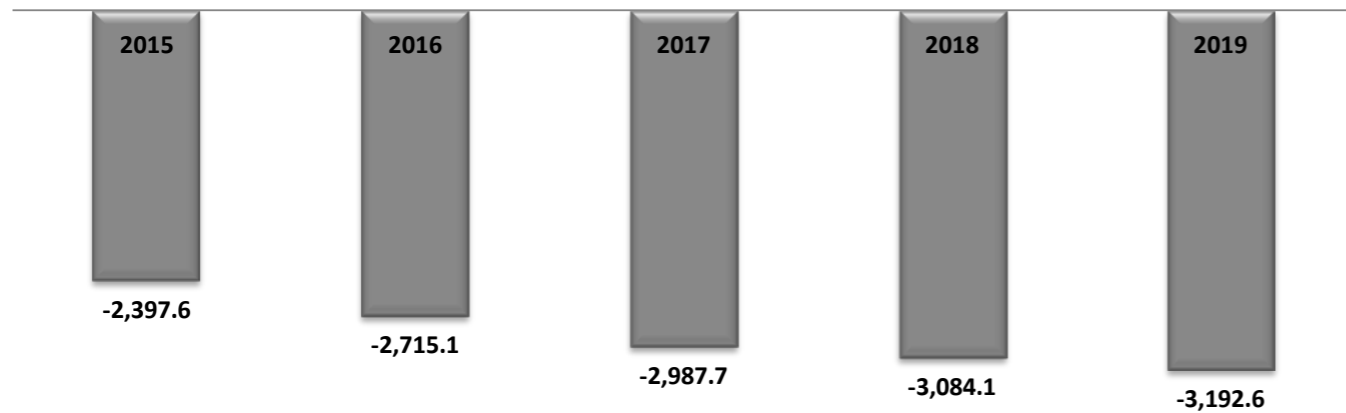
Tabela 9-2 Vlerat e Import-Eksportit sipas viteve në mln USD

Table 9-2 Values of Import-Export like years in mln USD

Në milion USD

Muaji	2015			2016			2017			2018			2019			Months
	Export	Import	Difference	Export	Import	Difference	Export	Import	Difference	Export	Import	Difference	Export	Import	Difference	
Janar	151.5	298.9	- 147.5	130.4	279.4	- 149.0	147.5	274.4	- 126.9	211.0	404.4	- 193.3	203.4	390.7	- 187.3	January
Shkurt	144.5	318.1	- 173.6	138.2	328.2	- 190.0	157.1	348.6	- 191.5	223.6	429.3	- 205.7	207.9	458.7	- 250.8	February
Mars	182.1	354.8	- 172.7	153.5	371.2	- 217.7	177.0	424.3	- 247.3	250.1	512.1	- 262.0	251.9	508.7	- 256.9	March
Prill	156.7	335.2	- 178.5	172.7	423.2	- 250.4	196.0	392.7	- 196.7	253.4	498.2	- 244.8	239.1	512.5	- 273.5	April
Maj	194.3	354.7	- 160.4	169.1	423.7	- 254.6	195.4	446.3	- 251.0	279.6	535.0	- 255.4	251.9	538.2	- 286.4	May
Qershor	185.3	381.1	- 195.8	181.7	420.3	- 238.6	188.5	477.7	- 289.2	247.2	503.5	- 256.3	232.4	487.6	- 255.3	June
Korrik	180.4	417.1	- 236.7	180.9	412.2	- 231.3	212.4	474.0	- 261.6	247.4	536.7	- 289.3	258.1	554.6	- 296.6	July
Gusht	121.3	316.4	- 195.2	135.0	377.8	- 242.8	163.8	437.0	- 273.2	190.2	454.2	- 264.0	184.4	473.9	- 289.5	August
Shtator	164.2	354.2	- 190.0	166.9	384.7	- 217.9	215.1	474.3	- 259.2	241.9	472.9	- 231.0	224.3	472.4	- 248.1	September
Tetor	162.9	405.4	- 242.5	176.8	417.6	- 240.7	219.0	508.2	- 289.2	275.7	537.7	- 262.1	243.3	532.5	- 289.3	October
Nentor	153.8	387.7	- 233.9	183.6	399.2	- 215.6	222.2	478.7	- 256.5	241.0	508.9	- 268.0	224.2	480.4	- 256.2	November
Dhjetor	137.0	407.8	- 270.8	170.9	437.4	- 266.5	194.9	540.4	- 345.6	197.3	549.7	- 352.4	197.0	500.0	- 302.9	December
Totali	1,933.8	4,331.4	- 2,397.6	1,959.7	4,674.9	- 2,715.1	2,289.0	5,276.7	- 2,987.7	2,858.5	5,942.6	- 3,084.1	2,717.7	5,910.2	- 3,192.6	Total
Exp/Im (%)	45			42			43			48			46			Exp/Im (%)

Export-Import Difference by Years 2015-2019 / mln Euro



Export/Import Difference Year 2019

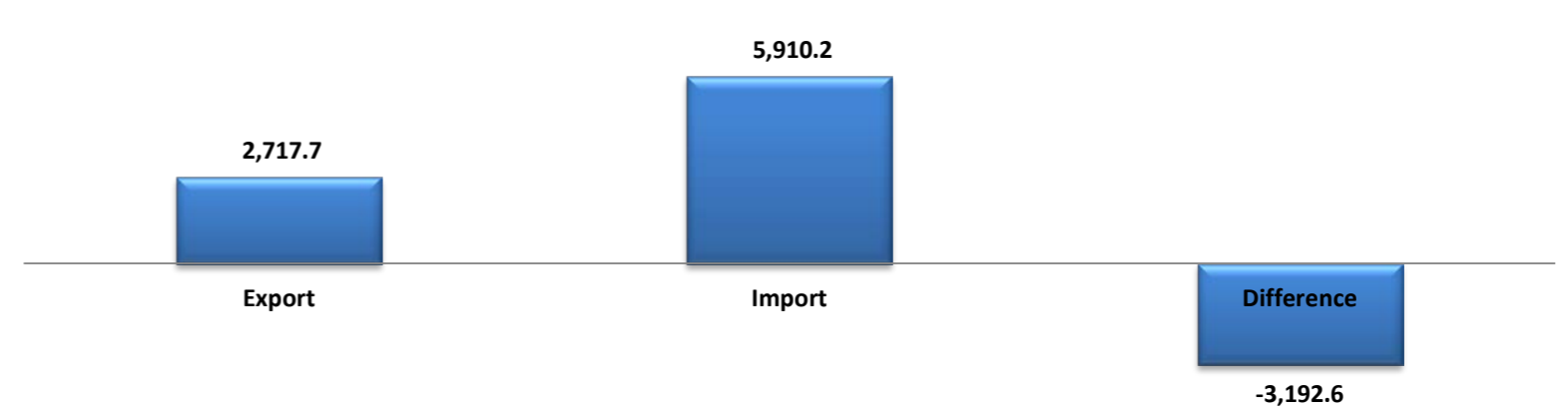



Tabela 10 Struktura e Importeve sipas vendeve BE/ Jo BE
Table 10 Structure of Imports by EU / Non EU Countries

Shtetet	2018				2019				Countries
	Volume Ton	Spc Weight %	Value mln/ leks	P Spec %	Volume Ton	Spc Weight %	Value mln/ leks	Spc Weight %	
Vendet e BE	2,091,183	46.6	391,562	60.9	2,077,929	43.9	379,749	58.4	EU countries
Vendet Jo BE	2,397,576	53.4	251,418	39.1	2,657,744	56.1	270,366	41.6	Non EU countries
Totali	4,488,759	100.0	642,980	100.0	4,735,672	100.0	650,115	100.0	Total

Import Value EU non EU Year 2018



Import Value EU non EU Year 2019




Tabela 11 Struktura e Importeve sipas vendeve BE

Table 11 Structure of Imports by EU Countries


Shtetet BE	2018				2019				EU Countries
	Volume Ton	Spc Weight %	Value mln/ lek	Spc Weight %	Volume Ton	Spc Weight %	Value mln/ lek	Spc Weight %	
Austria	29,591	1.4	6,691	1.7	32,431	1.6	6,838	1.8	Austria
Belgjike	15,974	0.8	3,693	0.9	17,856	0.9	4,348	1.1	Belgium
Bullgaria	71,190	3.4	8,925	2.3	56,937	2.7	8,227	2.2	Bulgaria
Qipro	233	0.0	240	0.1	489	0.0	207	0.1	Cyprus
Republika Ceke	13,893	0.7	6,574	1.7	14,989	0.7	7,462	2.0	Czech Republic
Gjermania	125,295	6.0	49,856	12.7	108,166	5.2	46,706	12.3	Germany
Danimarke	1,705	0.1	1,588	0.4	2,248	0.1	3,472	0.9	Denmark
Estonia	747	0.0	196	0.1	1,055	0.1	361	0.1	Estonia
Spanja	165,247	7.9	16,090	4.1	131,027	6.3	11,601	3.1	Spain
Finlanda	4,035	0.2	1,270	0.3	6,165	0.3	1,027	0.3	Finland
France	50,571	2.4	12,432	3.2	52,645	2.5	13,056	3.4	France
Britania e Madhe	12,238	0.6	5,998	1.5	7,881	0.4	5,535	1.5	Great Britain
Greqi	552,133	26.4	52,178	13.3	638,172	30.7	54,417	14.3	Greece
Kroacia	57,270	2.7	6,678	1.7	77,680	3.7	7,232	1.9	Croatia
Hungari	20,305	1.0	4,357	1.1	21,472	1.0	4,060	1.1	Hungary
Irlande	1,360	0.1	1,982	0.5	1,763	0.1	2,022	0.5	Ireland
Itali	792,931	37.9	175,285	44.8	752,887	36.2	164,121	43.2	Italy
Lituania	1,774	0.1	592	0.2	2,888	0.1	891	0.2	Lithuania
Luksemburg	476	0.0	86	0.0	220	0.0	81	0.0	Luxembourg
Letonia	1,030	0.0	218	0.1	788	0.0	222	0.1	Latvia
Malta	55	0.0	19	0.0	181	0.0	42	0.0	Malta
Hollande	24,070	1.2	6,235	1.6	26,132	1.6	6,273	1.7	Netherlands
Polonia	26,354	1.3	9,681	2.5	33,227	0.2	10,568	2.8	Poland
Portugali	7,914	0.4	1,667	0.4	5,008	0.7	1,456	0.4	Portugal
Rumania	91,561	4.4	10,650	2.7	58,702	0.4	8,256	2.2	Romania
Suedia	10,947	0.5	2,249	0.6	14,963	0.4	2,258	0.6	Sweden
Slovenia	7,616	0.4	4,328	1.1	7,947	0.4	6,838	1.8	Slovenia
Slovakia	4,666	0.2	1,804	0.5	4,011	0.2	2,172	0.6	Slovakia
Totali BE	2,091,183	100.0	391,562	100.0	2,077,929	100.0	379,749	100.0	EU Total

Tabela 12 Struktura e Eksporteve sipas vendeve BE/ Jo BE

Table 12 Structure of Exports by EU / Non EU Countries

Shtetet	2018				2019				Countries
	Volume Ton	Spc Weight %	Value mln/ leks	Spc Weight %	Volume Ton	Spc Weight %	Value mln/ leks	Spc Weight %	
Vendet e BE	1,375,472	34.9	235,804	76.3	1,502,104	35.4	228,860	76.6	EU countries
Vendet Jo BE	2,565,585	65.1	73,351	23.7	2,736,498	64.6	70,028	23.4	Non EU countries
Totali	3,941,057	100.0	309,155	100.0	4,238,602	100.0	298,888	100.0	Total

Export value EU non EU Countries Year 2018



Export value Eu non EU Countries Year 2019




Tabela 13 Struktura e Eksporteve sipas vendeve BE

Table 13 Structure of Exports by EU Countries

Shtetet BE	2018				2019				EU Countries
	Volume Ton	Spc Weight %	Value mln/ lek	Spc Weight %	Volume Ton	Spc Weight %	Value mln/ lek	Spc Weight %	
Austria	14,379	1.0	1,912	0.8	12,485	0.8	1,745	0.8	Austria
Belgjike	2,376	0.2	410	0.2	5,226	0.3	754	0.3	Belgium
Bullgaria	20,358	1.5	2,939	1.2	23,242	1.5	3,531	1.5	Bulgaria
Qipro	802	0.1	28	0.0	2,511	0.2	153	0.1	Cyprus
Republika Ceke	6,702	0.5	4,529	1.9	9,000	0.6	4,189	1.8	Czech Republic
Gjermania	15,363	1.1	13,485	5.7	23,786	1.6	14,222	6.2	Germany
Danimarke	455	0.0	1,107	0.5	547	0.0	368	0.2	Denmark
Estonia	760	0.1	895	0.4	969	0.1	1,216	0.5	Estonia
Spanja	537,785	39.1	24,211	10.3	586,179	39.0	23,925	10.5	Spain
Finlanda	315	0.0	63	0.0	261	0.0	80	0.0	Finland
France	12,293	0.9	3,392	1.4	11,697	0.8	4,496	2.0	France
Britania e Madhe	4,836	0.4	1,145	0.5	3,992	0.3	738	0.3	Great Britain
Greqi	120,043	8.7	13,099	5.6	120,426	8.0	12,785	5.6	Greece
Kroacia	4,918	0.4	946	0.4	9,897	0.7	1,119	0.5	Croatia
Hungari	2,348	0.2	2,727	1.2	2,583	0.2	2,469	1.1	Hungary
Irlande	229	0.0	35	0.0	300	0.0	64	0.0	Ireland
Itali	450,977	32.8	148,006	62.8	436,729	29.1	143,055	62.5	Italy
Lituania	1,247	0.1	82	0.0	1,009	0.1	93	0.0	Lithuania
Luksemburg	5	0.0	2	0.0	89	0.0	23	0.0	Luxembourg
Letonia	265	0.0	34	0.0	508	0.0	51	0.0	Latvia
Malta	134,662	9.8	733	0.3	211,043	14.0	889	0.4	Malta
Hollande	16,426	1.2	4,003	1.7	10,985	0.7	2,972	1.3	Netherland
Polonia	3,234	0.2	926	0.4	3,616	0.2	1,195	0.5	Poland
Portugali	219	0.0	57	0.0	368	0.0	106	0.0	Portugal
Romania	15,590	1.1	4,732	2.0	14,612	1.0	4,184	1.8	Romania
Suedia	2,290	0.2	2,320	1.0	3,112	0.2	2,748	1.2	Sweden
Slovenia	4,613	0.3	3,383	1.4	4,955	0.3	1,375	0.6	Slovenia
Slovakia	1,982	0.1	602	0.3	1,974	0.1	314	0.1	Slovakia
Totali BE	1,375,472	100.0	235,804	100.0	1,502,104	100.0	228,860	100.0	EU Total

Tabela 14 Vlerat e Importeve sipas vendit të origjinës
Table 14 Value of Imports by country of origin

Në milion lek

Shtetet	2015		2016		2017		2018		2019		Countries
	Value mln/Lek	Spc Weight %	Value mln/Lek	Spc Weight %	Value mln/Lek	Spc Weight %	Value mln/Lek	Spc Weight %	Value mln/Lek	Spc Weight %	
Italia	165,054	30.3	169,669	29.2	179,337	28.6	175,285	27.3	164,121	25.2	Italy
Turqia	43,774	8.0	45,620	7.9	50,799	8.1	54,193	8.4	61,878	9.5	Turkey
Kina	46,645	8.5	50,877	8.8	49,756	7.9	53,918	8.4	59,796	9.2	China
Greqia	42,688	7.8	45,746	7.9	49,929	8.0	52,178	8.1	54,417	8.4	Greece
Gjermani	36,521	6.7	55,233	9.5	50,990	8.1	49,856	7.8	46,706	7.2	Germany
Serbia	20,905	3.8	18,086	3.1	25,018	4.0	21,783	3.4	23,082	3.6	Serbia
Zvicer	8,299	1.5	6,826	1.2	13,074	2.1	10,303	1.6	15,371	2.4	Switzerland
Franca	12,081	2.2	11,494	2.0	10,982	1.7	12,432	1.9	13,056	2.0	France
USA	8,786	1.6	10,993	1.9	8,896	1.4	9,441	1.5	12,499	1.9	USA
Rusia	12,113	2.2	10,911	1.9	11,787	1.9	12,655	2.0	11,623	1.8	Rusia
Spanja	8,733	1.6	12,729	2.2	13,530	2.2	16,090	2.5	11,601	1.8	Spagnia
Polonia	8,309	1.5	9,027	1.6	10,057	1.6	9,681	1.5	10,568	1.6	Poland
Te tjera	131,655	24.1	133,534	23.0	153,483	24.5	165,166	25.7	165,397	25.4	Others
Totali	545,565	100.0	580,745	100	627,637	100	642,980	100.0	650,115	100.0	Total

Import's value by countries of origin (main partners year 2019)

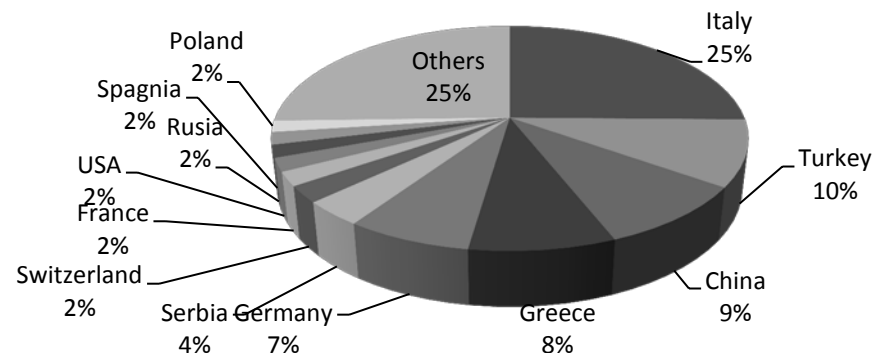


Tabela 15 Volumi i Importeve sipas vendit të originës

Table 15 Volume of Imports by country of origin

Në Ton

Shtetet	Years										Countries
	2015		2016		2017		2018		2019		
	Volume Ton	Spc Weight %	Volume Ton	Spc Weight %	Volume Ton	Spc Weight %	Volume Ton	Spc Weight %	Volume Ton	Spc Weight %	
Italia	968,927	25.3	924,401	22.7	932,326	21.8	792,931	17.7	752,887	15.9	Italy
Greçia	414,273	10.8	446,285	11.0	496,907	11.6	552,133	12.3	638,172	13.5	Greece
Turqia	278,421	7.3	315,949	7.8	320,641	7.5	337,188	7.5	443,763	9.4	Turkey
Rusia	358,094	9.4	298,142	7.3	331,398	7.7	367,117	8.2	394,781	8.3	Rusia
Serbia	251,906	6.6	269,939	6.6	329,945	7.7	332,956	7.4	328,920	6.9	Serbia
Maqedonia e Veriut	159,323	4.2	145,188	3.6	191,972	4.5	237,323	5.3	241,440	5.1	North Macedonia
Kosove	132,013	3.5	124,007	3.0	183,421	4.3	194,615	4.3	171,744	3.6	Kosovo
Tunisia	11,705	0.3	16,910	0.4	22,023	0.5	19,817	0.4	168,075	3.5	Tunisia
Kine	136,204	3.6	198,540	4.9	129,003	3.0	137,882	3.1	154,495	3.3	China
Spanja	87,837	2.3	134,672	3.3	167,102	3.9	165,247	3.7	131,027	2.8	Spagnia
Gjermani	84,001	2.2	199,699	4.9	137,957	3.2	125,295	2.8	108,166	2.3	Gjermani
Te tjera	940,243	24.6	996,529	24.5	1,037,216	24.2	1,226,255	27.3	1,202,201	25.4	Others
Totali	3,822,946	100.0	4,070,260	100.0	4,279,911	100	4,488,759	100.0	4,735,672	100.0	Total

Import's volume by Country of Origin(main partners year 2019)

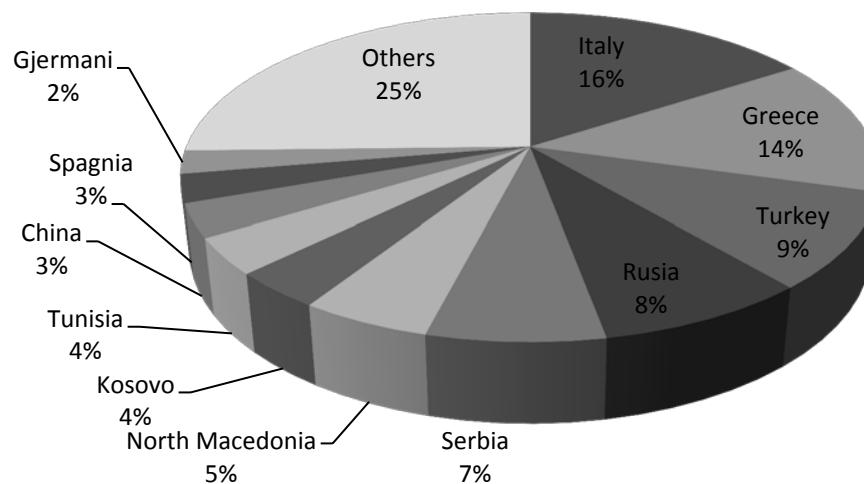


Tabela 16 Vlerat e Eksporteve sipas vendit te destinacionit

Table 16 Value of Exports by country of destination

Në milion lekë

Shtetet	Years										Countries
	2015		2016		2017		2018		2019		
	Value mln Lek	Spc Weight %	Value mln Lek	Spc Weigh %	Value mln Lek	Spc Weigh %	Value mln Lek	Spc Weight %	Value mln Lek	Spc Weight %	
Italia	123,734	50.9	133,032	54.6	145,942	53.5	148,006	47.9	143,055	47.9	Italy
Kosova	20,923	8.6	16,613	6.8	21,009	7.7	27,008	8.7	29,807	10.0	Kosovo
Spanja	12,607	5.2	8,002	3.3	15,029	5.5	24,211	7.8	23,925	8.0	Spain
Gjermania	7,669	3.2	8,277	3.4	11,083	4.1	13,485	4.4	14,222	4.8	Germany
Greqi	9,532	3.9	11,114	4.6	11,620	4.3	13,099	4.2	12,785	4.3	Greece
Maqedonia e Veriut	6,375	2.6	6,418	2.6	8,429	3.1	8,544	2.8	8,567	2.9	North Macedonia
Kine	6,570	2.7	7,443	3.1	8,399	3.1	5,693	1.8	6,241	2.1	China
Mali i Zi	3,376	1.4	4,378	1.8	5,015	1.8	5,691	1.8	5,483	1.8	Monte Negro
Serbia	3,199	1.3	4,700	1.9	4,831	1.8	8,035	2.6	5,404	1.8	Serbia
Franca	2,410	1.0	2,562	1.1	2,911	1.1	3,392	1.1	4,496	1.5	France
Cekia	832	0.3	1,457	0.6	2,329	0.9	4,529	1.5	4,189	1.4	Czech Republic
Romania	1,322	0.5	3,367	1.4	4,689	1.7	4,732	1.5	4,184	1.4	Romania
Te tjera	44,698	18.4	36,128	14.8	31,679	11.6	42,732	13.8	36,529	12.2	Others
Totali	243,246	100.0	243,492	100	272,965	100	309,155	100.0	298,888	100.0	Total

Value of Export by country of destination Year 2019

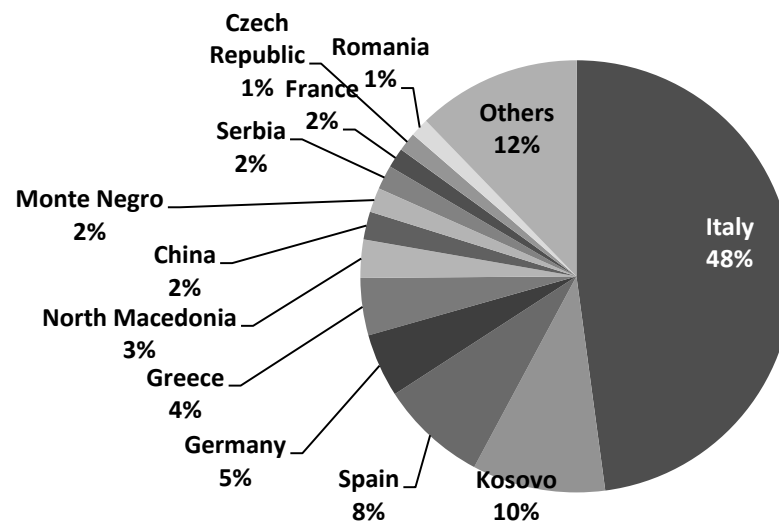


Tabela 17 Volumi i Eksporteve sipas vendit te destinacionit

Table 17 Volume of Export by country of destination

Në ton

Shtetet	Years										Countries
	2015		2016		2017		2018		2019		
	Volume Ton	Spc Weight %	Volume Ton	Spc Weight %	Volume Ton	Spc Weight %	Volume Ton	Spc Weight %	Volume Ton	Spc Weight %	
Kosova	1,068,475	25	837,800	21	988,279	25	1,026,265	26	1,189,639	28	Kosovo
Spanja	312,341	7	172,225	4	388,893	10	537,785	14	586,179	14	Spain
Maqedonia e Veriut	375,586	9	544,622	14	586,848	15	544,850	14	527,826	12	North Macedonia
Italia	661,372	16	643,135	16	665,945	17	450,977	11	436,729	10	Italy
Mali I Zi	235,778	6	284,181	7	347,371	9	421,355	11	399,903	9	Monte Negro
Kina	323,785	8	375,140	9	328,644	8	262,051	7	268,048	6	China
Malta	357,836	8	437,286	11	96,316	2	134,662	3	211,043	5	Malta
Serbi	91,916	2	98,409	2	110,292	3	162,221	4	186,643	4	Serbia
Greqi	124,150	3	155,164	4	120,946	3	120,043	3	120,426	3	Greece
Emiratet e Bashkuara Ar	17,080	0	28,981	1	10,593	0	20,548	1	36,178	1	United Arab Emira
Bosnje Hercegovine	12,053	0	17,655	0	21,420	1	18,585	0	33,487	1	Bosnja Herc
Te tjera	663,628	16	364,603	9	282,873	7	241,716	6	242,500	6	Others
Totali	4,244,000	100	3,959,199	100	3,948,421	100.00	3,941,057	100.0	4,238,602	100.0	Total

Tabela 18 Vlera e Importeve sipas Kapitujve të S H
Table 18 Value of Imports by H S Chapters

Kapitujt	Pershkrimi	Years				
		2015	2016	2017	2018	2019
01	Kafshe të gjalla	3,563	3,026	4,026	3,646	4,500
02	Mish dhe të brendshme të ngrenshme të kafsheve	7,210	5,463	5,676	5,540	5,800
03	Peshk, krustace, molusqe dhe jovetebrore të tjera ujore	4,964	5,781	8,221	8,338	8,281
04	Bulmet, vezet e zogjve, mjalti natyral, produktet e ngrenshme	2,780	3,062	3,063	3,308	3,870
05	Produkte me origjinë shtazore të paspecifikuara apo të	475	563	571	460	481
06	Peme dhe bime të tjera të gjalla; bulbet, rrenjet dhe të	696	848	1,071	958	1,000
07	Zarzatet dhe rrenjet dhe tuberet e ngrenshme	1,999	1,996	2,228	2,478	2,586
08	Frutat dhe arrat e ngrenshme; lekuret e agrumeve, shalqinjve	5,894	6,384	6,166	7,031	6,885
09	Kafe, çaj, mate dhe erza	3,897	4,017	4,248	4,064	3,782
10	Drithrat	12,173	10,266	9,515	11,015	10,706
11	Produkte të industrisë së blotes, malti; niseshteja; inulina;	2,611	2,742	2,403	1,988	1,607
12	Farera vajore dhe fruta oleogjene (vajore); perzierje	758	893	864	814	1,191
13	Llaqet; gomat, rezinat dhe ekstrakte të tjera vegjetale	82	89	83	87	106
14	Materiale vegjetale që perdoen për thurje, produkte bimore	4	2	6	3	4
15	Dhjamra dhe vajra shtazore ose vegjetale dhe produktet e	6,549	6,403	6,038	5,509	4,968
16	Pergatitje të mishit, peshkut dhe krustaceve, mollusqeve dhe	2,094	2,036	1,947	2,068	2,351
17	Sheqernat dhe prodhimet prej sheqeri	4,158	5,065	5,551	3,307	3,681
18	Kakao dhe pergatitjet prej saj	2,153	2,502	2,479	2,690	3,090
19	Pergatitje prej drithrave, miellit, niseshtese ose qumeshtit;	7,310	7,970	8,195	8,086	8,501
20	Pergatitje prej zarzavatesh, frutash, arrash dhe pjeseve të	2,956	3,339	3,697	4,101	4,553
21	Pergatitje të ndryshme të ngrenshme	5,376	5,668	5,993	6,254	6,696
22	Pijet, alkoolet dhe uthullat	9,824	11,277	12,837	13,285	13,861
23	Mbetjet dhe hedhurinat nga industria ushqimore; ushqim i	3,091	3,693	4,227	4,324	4,499
24	Duhani dhe zevendesues të fabrikuar të duhanit	6,333	7,469	7,809	7,361	7,483
25	Kripe; sulfur; dhe dhe gure; gelqere dhe cemento	3,447	2,888	4,217	3,644	3,616
26	Minerale, skorje dhe hi	90	8	36	79	528
27	Lende të djegshme minerale, vajra minerale dhe produkte të	56,784	47,268	61,812	64,800	73,175
28	Kimikate inorganike; komponime organike ose inorganike të	1,424	1,459	1,667	1,778	1,544
29	Kimikate organike	2,399	1,163	1,448	1,797	1,609
30	Produkte farmaceutike	19,297	21,309	24,767	23,800	24,283
31	Pleheruesit	4,490	4,593	3,687	3,202	5,157
32	Ekstraktet ngjyrosese dhe tanike; taninet dhe derivatet e	3,242	3,614	3,718	3,960	4,384
33	Esencat vajore dhe rezinoidet; pergatitjet e parfumerise,	6,304	6,780	7,057	7,364	7,737
34	Sapunet, agjentet me veprim të siperfaqshem, preparatet	6,541	7,261	7,354	6,944	7,596
35	Substanca albuminoze; amidon të modifikuar; ngjites;	1,163	1,278	1,417	1,417	1,349
36	Eksplozivet; prodhimet piroteknike, shkrepsat, lidhjet	537	575	682	811	458
37	Produktet fotografike ose kinematografike	273	257	255	277	253
38	Produkte të ndryshme kimike	5,336	5,107	5,323	5,090	5,546
39	Plastikat dhe prodhimet prej plastike	19,870	22,408	24,895	26,105	23,169
40	Goma dhe artikujt prej saj	4,082	4,372	4,778	5,286	5,664
41	Lekure të perpunuara ose jo (ndryshe nga ato të pelicerise,	14,859	16,281	17,725	17,633	16,035
42	Artikujt prej lekure; objekte të shalimit dhe të kalerimit; mallra	987	1,082	1,200	1,201	1,219
43	Gezofet dhe gezofet artificiale; artikujt prej tyre	88	63	69	64	81
44	Druri dhe artikujt prej druri; qymyr druri	7,392	9,002	8,542	9,275	9,430
45	Tapa dhe artikujt prej tape	12	25	24	21	29
46	Punimet e kashtes, kallamave, xunkthit	19	23	26	26	32
47	Pulp druri dhe lende të tjera celulozike fibroze; mbetje ose	232	246	249	248	269
48	Letër dhe karton; artikujt prej pulpit të letres, letres ose	12,751	12,740	13,294	13,939	13,115
49	Librat, gazetatat, revistat, pikturat dhe produkte të tjera të	1,081	1,051	1,107	1,337	2,438
50	Mendafshi	50	49	39	75	66
51	Leshi, qimet e kafsheve, qofte të butra apo të ashpra, qime	597	670	620	760	803
52	Pambuku	6,073	6,545	6,575	6,248	6,195
53	Fibra të tjera tekstile vegjetale; fill prej letre dhe pelhura të	115	184	278	380	398
54	Filamentet artificiale	3,635	4,411	5,043	5,457	5,314
55	Fibrat themelore të bera nga njerezit	4,007	4,157	4,627	4,520	4,607
56	Mbushjet, shajaku dhe pelhura të paendura; fijet speciale,	1,553	1,998	2,307	2,417	2,262
57	Qilimat dhe mbuluesit e tjere tekstile të dyshemese	851	968	980	834	866
58	Pelhurat speciale të endura, pelhurat tekstile me xhufka;	1,384	1,868	2,025	2,254	2,025
59	Pelhurat tekstile të ngopura, të veshura, të mbuluara apo	4,109	4,782	4,999	4,808	4,936
60	Pelhura të endura me një apo shumë fije	4,039	5,259	6,094	7,111	6,384
61	Artikujt të veshjes dhe plotesues të tyre, të thurura	12,566	14,898	17,209	17,353	17,776
62	Artikujt të veshjes dhe plotesues të tyre, të endura	13,635	15,330	16,544	16,155	16,185
63	Artikujt të tjere tekstile të gatshem; grupet e artikujve	2,667	2,905	3,229	3,394	3,325
64	Veshjet e kembeve, gjynjaket dhe të ngjashme me to, pjesët	13,271	14,850	15,538	15,321	14,783
65	Veshje të kokës dhe pjesë të tyre	515	621	672	719	889
66	Cadrat, cadrat e diellit, bastunet, kamzhiqet, dhe pjesët e tyre	319	458	329	313	287
67	Pendet dhe puplat e pergatitura dhe artikujt prej tyre; lulet	125	141	152	179	170
68	Artikujt prej guri, allcie, cimentoje, asbesti, mike dhe	2,867	3,109	3,268	3,566	3,452
69	Produkte qeramike	6,981	7,405	7,847	7,506	8,012
70	Qelqi dhe qelqurinat	3,225	3,066	3,246	3,736	3,892
71	Perlat natyrale dhe të kultivuara, gure të cmuar dhe gjysem	1,139	1,233	1,390	1,730	1,638
72	Hekuri dhe celiku	18,850	17,317	23,521	26,658	26,179
73	Artikujt prej hekurit dhe celikut	17,438	26,972	18,703	16,355	17,156
74	Bakri dhe artikujt prej tij	691	677	868	872	859
75	Nikeli dhe artikujt prej tij	24	14	32	13	10
76	Alumini dhe artikujt prej tij	7,923	8,682	9,421	9,581	9,311
78	Plumbi dhe artikujt prej tij	15	13	104	28	93
79	Zinku dhe artikujt prej tij	155	121	219	248	234
80	Kallaji dhe artikujt prej tij	11	13	10	17	9
81	Metale të tjere baze; metaloqeramikat (lidhjet e forta);	15	60	83	81	112
82	Instrumentet prerese dhe veglat e punes, thikat, luget,	1,256	1,752	1,724	1,853	1,872
83	Artikujt të ndryshem me metale baze	8,157	6,832	7,732	8,095	7,369
84	Reaktoret berthamore, ngrohësat e ujit, makineri dhe pajisje	43,531	49,824	48,053	51,661	47,419
85	Makina elektrike, pajisje makinash elektrike dhe pjesët e	38,964	41,217	43,085	43,917	46,187
86	Lokomotivat, vagonet hekurudhore; materiale për	31	240	220	267	184
87	Mjete transporti të ndryshme nga ato hekurudhore dhe pjesë	32,793	39,965	43,174	46,471	45,193
88	Aeroplanet, anijet kozmike, dhe pjesët e tyre	2,088	150	32	109	29
89	Anijet, barkat dhe struktura lundrimi	328	243	288	804	423
90	Instrumenta dhe aparatura optike, fotografike,	6,764	6,374	7,806	8,297	8,633
91	Oret e të gjitha llojeve dhe pjesët e tyre	296	352	364	338	315
92	Instrumentet muzikore; pjesë dhe aksesore për këta artikuj	55	76	40	91	63
93	Armet dhe municionet; pjesë dhe aksesore të tyre	841	565	2,102	616	279
94	Orendi mjeksore ose kirurgjikale; shpretrë, dyshekë,	6,612	6,942	7,569	7,873	7,667
95	Lodrat, pajisjet për lojra dhe sport; pjesë dhe aksesore të tyre	1,676	1,906	2,385	2,317	2,220
96	Artikujt të ndryshem të prodhuar	3,504	3,944	4,544	4,601	4,368
97	Veprat e artit, pjesë koleksionesh dhe antikitet	64	70	105	37	12
99	Dispozita për klasifikime të vecanta	110	105	182	129	456
Totali		545,565	580,745	627,637	642,980	650,115

Në milion lekë

DESCRIPTION
LIVE ANIMALS
MEAT AND EDIBLE MEAT OFFAL
FISH AND CRUSTACEANS, MOLLUSCS AND OTHER AQUATIC INVERTEBRATE
DAIRY PRODUCE; BIRDS' EGGS; NATURAL HONEY; EDIBLE PRODUCTS OF AN
PRODUCTS OF ANIMAL ORIGIN, NOT ELSEWHERE SPECIFIED OR INCLUDED
LIVE TREES AND OTHER PLANTS; BULBS, ROOTS AND THE LIKE; CUT FLOWE
EDIBLE VEGETABLES AND CERTAIN ROOTS AND TUBERS
EDIBLE FRUIT AND NUTS; PEEL OF CITRUS FRUIT OR MELONS
COFFEE, TEA, MATÉ AND SPICES
CEREALS
PRODUCTS OF THE MILLING INDUSTRY; MALT; STARCHES; INULIN; WHEAT
OIL SEEDS AND OLEAGINOUS FRUITS; MISCELLANEOUS GRAINS, SEEDS AN
LAC; GUMS, RESINS AND OTHER VEGETABLE SAPS AND EXTRACTS
VEGETABLE PLAITING MATERIALS; VEGETABLE PRODUCTS NOT ELSEWHER
ANIMAL OR VEGETABLE FATS AND OILS AND THEIR CLEAVAGE PRODUCTS;
PREPARATIONS OF MEAT, OF FISH OR OF CRUSTACEANS, MOLLUSCS OR O
SUGARS AND SUGAR CONFECTIONERY
COCOA AND COCOA PREPARATIONS
PREPARATIONS OF CEREALS, FLOUR, STARCH OR MILK; PASTRYCOOKS' PRO
PREPARATIONS OF VEGETABLES, FRUIT, NUTS OR OTHER PARTS OF PLANTS
MISCELLANEOUS EDIBLE PREPARATIONS
BEVERAGES, SPIRITS AND VINEGAR
RESIDUES AND WASTE FROM THE FOOD INDUSTRIES; PREPARED ANIMAL F
TOBACCO AND MANUFACTURED TOBACCO SUBSTITUTES
SALT; SULPHUR; EARTHS AND STONE; PLASTERING MATERIALS, LIME AND
ORES, SLAG AND ASH
MINERAL FUELS, MINERAL OILS AND PRODUCTS OF THEIR DISTILLATION; B
INORGANIC CHEMICALS; ORGANIC OR INORGANIC COMPOUNDS OF PRECI
ORGANIC CHEMICALS
PHARMACEUTICAL PRODUCTS
FERTILISERS
TANNING OR DYEING EXTRACTS; TANNINS AND THEIR DERIVATIVES; DYES,
ESSENTIAL OILS AND RESINOIDS; PERFUMERY, COSMETIC OR TOILET PREPA
SOAP, ORGANIC SURFACE-ACTIVE AGENTS, WASHING PREPARATIONS, LUB
ALBUMINOIDAL SUBSTANCES; MODIFIED STARCHES; GLUES; ENZYMES
EXPLOSIVES; PYROTECHNIC PRODUCTS; MATCHES; PYROPHORIC ALLOYS; C
PHOTOGRAPHIC OR CINEMATOGRAPHIC GOODS
MISCELLANEOUS CHEMICAL PRODUCTS
PLASTICS AND ARTICLES THEREOF
RUBBER AND ARTICLES THEREOF
RAW HIDES AND SKINS (OTHER THAN FURSKINS) AND LEATHER
ARTICLES OF LEATHER; SADDLERY AND HARNESS; TRAVEL GOODS, HANDBA
FURSKINS AND ARTIFICIAL FUR; MANUFACTURES THEREOF
WOOD AND ARTICLES OF WOOD; WOOD CHARCOAL
CORK AND ARTICLES OF CORK
MANUFACTURES OF STRAW, OF ESPARTO OR OF OTHER PLAITING MATERI
PULP OF WOOD OR OF OTHER FIBROUS CELLULOSIC MATERIAL; RECOVERE
PAPER AND PAPERBOARD; ARTICLES OF PAPER PULP, OF PAPER OR OF PAP
PRINTED BOOKS, NEWSPAPERS, PICTURES AND OTHER PRODUCTS OF THE
SILK
WOOL, FINE OR COARSE ANIMAL HAIR; HORSEHAIR YARN AND WOVEN FA
COTTON
OTHER VEGETABLE TEXTILE FIBRES; PAPER YARN AND WOVEN FABRICS OF
MAN-MADE FILAMENTS; STRIP AND THE LIKE OF MAN-MADE TEXTILE MAT
MAN-MADE STAPLE FIBRES
WADDING, FELT AND NONWOVENS; SPECIAL YARNS; TWINE, CORDAGE, RO
CARPETS AND OTHER TEXTILE FLOOR COVERINGS
SPECIAL WOVEN FABRICS; TUFTED TEXTILE FABRICS; LACE; TAPESTRIES; TR
IMPREGNATED, COATED, COVERED OR LAMINATED TEXTILE FABRICS; TEXT
KNITTED OR CROCHETED FABRICS
ARTICLES OF APPAREL AND CLOTHING ACCESSORIES, KNITTED OR CROCHE
ARTICLES OF APPAREL AND CLOTHING ACCESSORIES, NOT KNITTED OR CRO
OTHER MADE-UP TEXTILE ARTICLES; SETS; WORN CLOTHING AND WORN T
FOOTWEAR, GAITERS AND THE LIKE; PARTS OF SUCH ARTICLES
HEADGEAR AND PARTS THEREOF
UMBRELLAS, SUN UMBRELLAS, WALKING STICKS, SEAT-STICKS, WHIPS, RID
PREPARED FEATHERS AND DOWN AND ARTICLES MADE OF FEATHERS OR C
ARTICLES OF STONE, PLASTER, CEMENT, ASBESTOS, MICA OR SIMILAR MAT
CERAMIC PRODUCTS
GLASS AND GLASSWARE
NATURAL OR CULTURED PEARLS, PRECIOUS OR SEMI-PRECIOUS STONES, P
IRON AND STEEL
ARTICLES OF IRON OR STEEL
COPPER AND ARTICLES THEREOF
NICKEL AND ARTICLES THEREOF
ALUMINIUM AND ARTICLES THEREOF
LEAD AND ARTICLES THEREOF
ZINC AND ARTICLES THEREOF
TIN AND ARTICLES THEREOF
OTHER BASE METALS; CERMETS; ARTICLES THEREOF
TOOLS, IMPLEMENTS, CUTLERY, SPOONS AND FORKS, OF BASE METAL; PA
MISCELLANEOUS ARTICLES OF BASE METAL
NUCLEAR REACTORS, BOILERS, MACHINERY AND MECHANICAL APPLIANC
ELECTRICAL MACHINERY AND EQUIPMENT AND PARTS THEREOF; SOUND F
RAILWAY OR TRAMWAY LOCOMOTIVES, ROLLING STOCK AND PARTS THERE
VEHICLES OTHER THAN RAILWAY OR TRAMWAY ROLLING STOCK, AND PAR
AIRCRAFT, SPACECRAFT, AND PARTS THEREOF
SHIPS, BOATS AND FLOATING STRUCTURES
OPTICAL, PHOTOGRAPHIC, CINEMATOGRAPHIC, MEASURING, CHECKING, I
CLOCKS AND WATCHES AND PARTS THEREOF
MUSICAL INSTRUMENTS; PARTS AND ACCESSORIES OF SUCH ARTICLES
ARMS AND AMMUNITION; PARTS AND ACCESSORIES THEREOF
FURNITURE; BEDDING, MATTRESSES, MATTRESS SUPPORTS, CUSHIONS AN
TOYS, GAMES AND SPORTS REQUISITES; PARTS AND ACCESSORIES THEREO
MISCELLANEOUS MANUFACTURED ARTICLES
WORKS OF ART, COLLECTORS' PIECES AND ANTIQUES
PROVISIONS FOR SPECIAL CLASSIFICATIONS

Tabela Nr 22 Përshkrimet e seksioneve të S H
Table No 22 Descriptions of H S Sections

Sections	Description	Chapters
I	Kafshet e gjalla produktet me origjine prej kafsheve	1-5.
II	Produktet vegjetale	6-14.
III	Vajra dhe dhjamra kafshore apo vegjetale etj	15
IV	Ushqime te pergatitura , pijet , uthullat,duhanet etj	16-24.
V	Produktet minerale	25-27.
VI	Produktet e industrise kimike dhe te industrise te lidhjeve	28-38.
VII	Plastikat dhe artikujt prej tyre gomat dhe artikujt prej saj	39-40.
VIII	Lekurat ,gezofet mallrat e udhetimit,cantat etj	41-43.
IX	Druri dhe artikujt prej tij qymyri, prodhimet e kashtes xunkth etj	44-46.
X	Brumi i drurit letra kartoni etj	47-49.
XI	Tekstilet dhe artikujt prej tyre	50-63.
XII	Veshjet e kembeve,kokes,cadrat,bastunet puplat,lulet artificialeetj	64-67.
XIII	Artikuj guri ,allcie.cimentoje,asbesti,qelqi,prodhimet e tij	68-70.
XIV	Perlat natyrale apo te kultivuara , guret e cmuar , gjysem te cmuar ,metalet e cmuar ,monedha etj	71
XV	Metalet baze dhe artikujt prej metaleve baze	72-83.
XVI	Makineri dhe pajisje mekanike,elektrike,regjistruesit dhe riprodhuesit e tingujve ,imazhit televiziv etj	84-85.
XVII	Mjetet e transportit,avionet,anijet, pajisjet e tyre	86-89.
XVIII	Instrumentat dhe aparatet optike,fotografike, kinematografike,mjekesore, instrumentat muzikore etj	90-92.
XIX	Armet dhe municionet ,pjeset dhe plotesuesit etj	93
XX	Artikujt e ndryshem te prodhuar	94-96.
XXI	Veprat e artit ,koleksionet ,antikat	97-98.

Tabela 23 Importi Total sipas Procedurave

Table 23 Total Import by Procedure

Procedures	Description	2018		2019		Description
		Volume/Ton	Value/mln lek	Volume/Ton	Value/mln lek	
4000	Import per konsum direkt pa procedure te meparshme	3,175,244	415,426	3,167,146	427,100	definitive import without previous procedure
4041	Import per konsum pas RPA me rimbursim	1,033	186			import after inward processing with drawback
4042	Vendosje ne arkullim te lire pas perjashtimit nga detyrimet dogaoore			50	30	Placement in free circulation after exemption from customs duty
4051	Import per konsum pas RPA me pezullim	34,507	1,731	62,529	1,719	import after inward processing with suspension
4053	Import per konsum pas RLP me perjashtim te plote	301	72	1,492	415	import after temporary importation with total exemption
4055	Import per konsum pas RLP me perjashtim te pjesshem	733	301	914	326	import after temporary importation with partial exemption
4056	Import per konsum pas ekspozitive ose panaireve	5	5	6	7	import after exhibitions or fairs
4071	Import per konsum pas magazinimit doganor	146,826	23,788	203,705	27,032	import after customs warehousing regime
4078	Import per konsum pas vendosjes ne zone ose magazine te lire	407,620	29,031	445,775	28,353	import after free warehousing or free zones
4091	Import per konsum pas perpunimit nen kontrollin doganor	417	381			import after processing under customs control
4100	Import per konsum per RPA me rimbursim	1,203	321			import after inward processing with drawback
4200	Import per konsum i mallrave te perjashtuara pa procedure te meparshme	18,080	15,490	20,957	10,353	import of exempted goods without previous procedure
4253	Import per konsum me perjashtim nga taksat per RLP	438	427	139	293	import of exempted goods after temporary importation
4255	Hedhje per konsum me perjashtim pas RLP me perjashtim te pjesshem	1	3			consumption relise except after temporary admission regime with partial suspension
4271	Import per konsum i mallrave te perjashtuara pas magazines doganore	896	598	444	404	import of exempted goods after customs warehousing
4278	Import per konsum i mallrave te perjashtuara pas magazines se lire	3,161	311	2,779	270	import of exempted goods after free warehouse
4700	Qarkullim i lire me akcise te pezulluar	29,615	7,402	29,610	7,051	free circulation with Excise suspended
4751	Qarkullim i lire me akcise te pezulluar pas RPA me pezullim	216	16	90	4	free circulation with Excise suspended after inward processing with drawback
4771	Qarkullim i lire me akcise te pezulluar pas magazinimit doganor	550	194	23	34	free circulation of Excise suspended after customs storage
4778	Qarkullim i lire me akcise te pezulluar pas magazines se lire	207,059	15,441	195,301	13,771	free flow with akcise suspended after free warehouse
4900	Import paraprak mallrave PP, Shkembim standart i garantuar	2	4	0	16	import of outward processing, standart exchange
5100	Import i perkohshem per RPA me pezullim	483,203	133,171	656,451	133,856	temporary importation for inward processing, suspension
5141	Transferim i mallrave nga RPA me rimbursim ne nje RPA me pezullim			5	1	transfer of goods from a refund inward processing to suspended inward processing
5151	Transferim i mallrave apo produkteve kompesuese nga RPA tek nje tjetere	18,286	5,589	23,198	7,015	transferral of goods among two inward processing regims
5171	Import per RPA pas magazinimit doganor	1,810	160	2,470	182	temporary importation for inward processing, after customs warehousing
5178	Futja e mallrave me RPA me pezullim nga magazina e lire	2,249	153	3,692	208	Introducing of suspension RPA goods from free warehouse
5300	Import i perkohshem per RLP me perjashtim te plote	21,973	10,704	20,376	7,017	temporary importation with total exemption
5353	Transferim i RLP me perjashtim te plote nga nje mbajtes tek nje tjetere	455	85	899	210	transfer of temporary admission regime with total exemption from a carrier to another
5371	Import i perkohshem perjashtim i plote pas magazinimit doganor	138	212	120	144	temporary importation with total exemption after customs warehousing
5500	Import i perkohshem per RLP me perjashtim te pjesshem	5,481	3,603	15,314	12,195	temporary importation with partial exemption
5553	RLP me perjashtim te pjesshem pas RLP me perjashtim te plote	2	7	19	49	RLP with partial exception after of RLP with full exception
5555	Transferim nga mbajtesi tek persona te tjere RLP perjashtim i plote	35	48			transfer from holder to other temporary admission persons, complete exemption
5571	Import per RLP me perjashtim te pjesshem pas magazines doganore	489	815	320	554	Import for RLP partial suspension after customs warehouse
5600	Import i perkohshem per ekspozita pa procedure te meparshme	88	205	45	50	temporary importation for exhibitions or fairs without previous procedure
5671	Import i perkohshem per ekspozite pas magazinimit doganor	2	4	2	4	temporary import for exhibition after customs warehouse
6121	Ri-Importim i mallrave ne RPP	3,195	248	2,675	170	re importation under outward processing
6221	Operacione perpunimi ne vend te huaj	5	30	4	42	processing operations in a foreign country
6323	Ri-Importim i mallrave te rikthyera pa ndryshime	3,920	556	4,563	419	re importation of the returned goods without changes
6378	Ri importim i mallrave shqiptare nga magazina e lire			125	6	re importation of albanian goods from free warehouse
6525	Ri-Importim i mallrave te eksportuar per riparime	872	278	678	149	re importation of the repaired goods
6571	Riimportim nga eksporti per riparime pas magazinimit doganor	25	6	7	3	re-importation from export for repairs after customs warehousing
6910	Rikthim i mallrave te eksportuara definitivisht	6,516	390	1,988	275	re importation of exported goods (ex 1)
9100	Vendosje nen perpunim doganor pa procedure te meparshme	50	43			processing under customs control without previous procedure
9171	Perpunim nen kontroll doganor pas magazinimit doganore	2	3			processing under customs control after customs warehousing
9300	Asgjesimi i mallrave nen kontroll doganor	4	1	96	14	destruction of goods under processing under customs control regime
9351	Shkaterim i mallrave qe kane qene ne RPA pezullim	26,642	59	35,971	88	destruction of goods after inward processing / suspension
9353	Shkaterrim i mallrave pas RLP me perjashtim te plote	47	0	1	0	destruction of goods after temporary admission with exemption
9371	Shkaterrimi i mallrave qe kane qene ne magazine doganore			11	2	destruction of the goods that were in the customs warehouse
9400	Braktisja e mallrave pa procedure te meparshme	72	6			abandonment of goods without previous procedure
9471	Braktisje e mallrave pas regjimit te magazinimit doganor	0	0			abandonment of goods after customs warehousing regime
9678	Sistemim situatave pas hyrjes se mallrave ne magazine te lire	10,137	553	4,186	289	collation situation after entry of goods in free warehouse
9771	Diferenca ne matje			46	3	the difference in measurements
9778	Diferenca ne matje ne magazine te lire	1,976	33	1,838	56	the difference in measurements in a free warehouse
9951	Firo natyrore ose teknike e mallrave qe kane qene ne RPA pezullim	18,635	42	20,405	11	natural or technical losses of inward processing / suspension
9971	firo natyrore ose teknike e mallrave qe kane qene ne Magazine Doganore	10	1	7	1	natural or technical expected losses of the goods that were in the Customs Warehouse
9978	Firo natyrore ose teknike e mallrave qe kane qene ne Mag te Lire	177	10	666	46	natural or technical losses of goods in free warehousing
Totale		4,634,403	668,138	4,927,137	680,235	

Tabela Nr 24 Eksporti Total sipas Procedurës

Table No 24 Total Export by Procedure

Procedura	Përshkrimi	2018		2019		Description
		Volume/Ton	Value/mln lek	Volume/Ton	Value/mln lek	
1000	Eksport definitiv direkt	3,552,794	124,520	3,736,568	110,247	definitiv export
1023	Eksport definitiv pas eksportit te perkohshem per kthim pa ndryshime	33	13	43	24	definitive export after temporary exportation for return without changes
1025	Eksport definitiv pas eksportit te perkohshem per riparime	24	18	14	14	definitive export after temporary exportation for repair
1051	Eksport pas RPA me pezullim	0	1			export after inward processing suspension
1055	Eksport pas RLP me perjashtim te pjesshem	207	177			definitive export after temporary importation with partial exemption
1072	Eksport i mallrave shqiptare qe kane qene ne MagDog	10	15	9	17	definitive export of albanian goods after customs warehousing
2100	Eksport i perkohshem per RPP direkt pa procedure te meparshme	2,899	393	2,575	286	temporary exportation for outward processing, without previous procedure
2300	Eksport i perkohshem per kthim pa ndryshime pa procedure te meparshme	19	48	9	31	temporary exportation for return without changes without previous procedure
2500	Eksport i perkohshem i mallrave shqiptare per riparime	3,878	453	4,253	395	temporary exportation of albanian goods for repair
2151	Perpunim pasiv i mallrave ne PA	850	868	773	3,403	passive processing of goods under active processing
2553	Eksport i perkohshem per riparime i mallrave qe jane ne RLP	87	49	0	1	temporary exportation for repair of the goods under temporary importation
2555	Eksport i perkohshem per riparime i mallrave qe jane ne RLP perjashtim i pjesshem	36	18	1	2	temporary exportation for repair of the goods under temporary importation partial exemption
2571	Eksport i perkohshem per riparime te mallrave qe ndodhen ne magazine doganore	2	42			temporary export for repairs of goods which are in customs warehouse
3100	Kthim ne origjine pa procedure te meparshme	1,913	511	2,236	527	return to origine country without previous procedure
3140	Riekportim pas Importimit per konsum te brendshem	3,698	275	5,971	531	reexport after definitive import
3141	Ri-eksportim pas RPA me rimbursim	1,048	416	0	0	re export after inward processing with drawback
3147	Ri-eksportim pas qarkullimit te lire me akcise te pezulluar	5	17			re export after free circulation with excise suspended
3151	Ri-eksportim pas RPA me pezullim	378,615	182,927	491,177	187,211	re export after inward processing with suspension
3153	Ri-eksportim pas Importimit me RLP me perjashtim te plote	20,000	11,013	18,967	6,564	re export after temporary importation with total exemption
3155	Ri-eksportim pas RLP me perjashtim te pjesshem	4,826	2,954	15,686	14,202	re export after temporary importation with partial exemption
3156	Ri-eksportim pas ekspozitave ose panairave	86	156	42	161	re export after exhibitions or fairs
3171	Ri-eksportim pas hyrjes ne MagDog i mallrave jo shqiptare	46,719	9,327	64,845	7,346	re exportation of non albanian goods under customs warehousing regime
3178	Ri-eksportim pas vendosjes ne magazina ose zona te lira	1,034,294	53,106	1,242,788	61,328	re exportation after customs warehousing or free zones
Total		5,052,043	387,317	5,585,957	392,289	

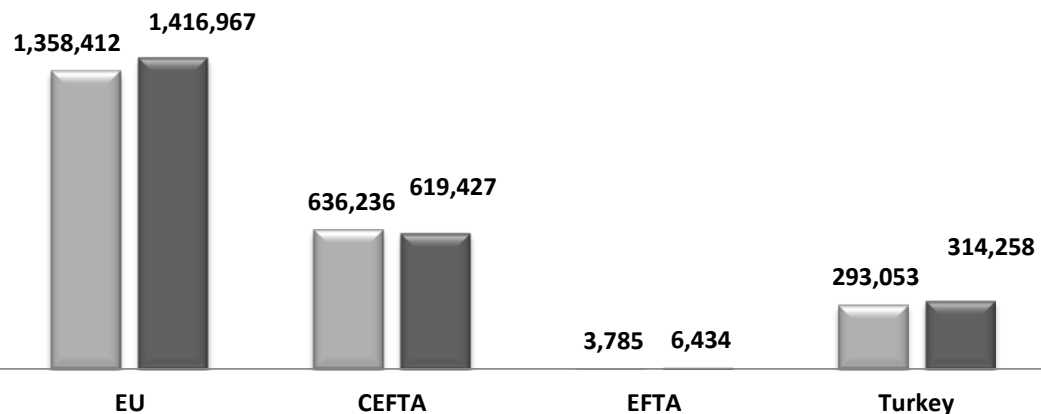
Tabela 25 Marrëveshjet e Tregtisë të Lirë Import

Table 25 Free Trade Agreements Import

Grupimet	2018				States	2019			
	MTL Volume/Ton	MTL Value/mln lek	Total Volume/Ton	Total Value/mln lek		FTA Volume/Ton	FTA Value/mln lek	Total Volume/Ton	Total Value/mln lek
BE	1,358,412	224,262	2,091,183	391,562	EU	1,416,967	218,898	2,077,929	379,749
CEFTA	636,236	27,958	875,620	45,166	CEFTA	619,427	26,332	862,553	44,547
EFTA	3,785	796	16,678	10,930	EFTA	6,434	1,035	17,854	16,266
Turqia	293,053	45,173	337,188	54,193	Turkey	314,258	47,318	443,763	61,878
Totali	2,291,486	298,190	3,320,669	501,851	Totals	2,357,086	293,583	3,402,099	502,439

FTA Goods Import / Volume Ton 2018-2019

■ FTA Volume 2018 ■ FTA Volume 2019



FTA Goods Import / Value mln Lek 2018-2019

■ FTA Value 2018 ■ FTA Value 2019

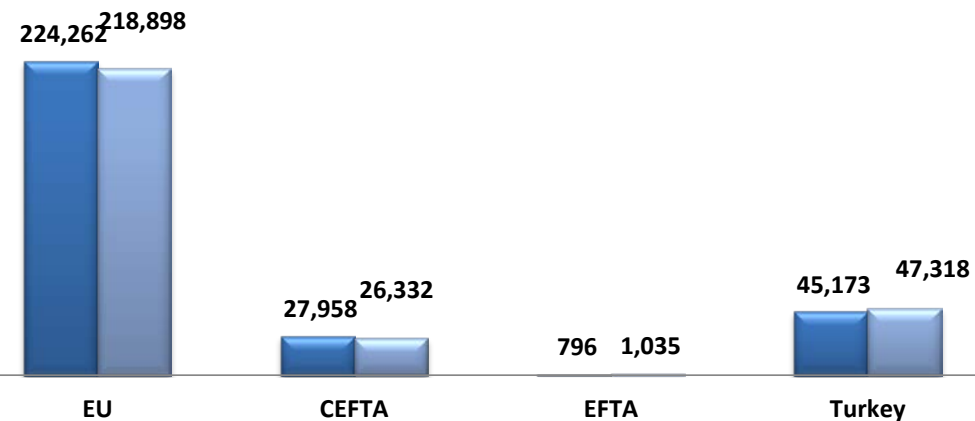


Tabela 26 Marrëveshjet e Tregtisë së Lirë Eksport

Table 26 Free Trade Agreements Export

Grupimet	2018				States	2019			
	MTL Volume/Ton	MTL Value/mln lek	Total Volume/Ton	Total Value/mln lek		FTA Volume/Ton	FTA Value/mln lek	Total Volume/Ton	Total Value/mln lek
BE	404,539	145,400	1,375,472	235,804	EU	402,971	139,090	1,502,104	228,860
CEFTA	1,330,288	30,770	2,173,852	50,722	CEFTA	1,508,523	31,029	2,338,770	51,358
EFTA	452	190	8,485	2,985	EFTA	684	214	5,507	1,099
Turqia	4,595	1,081	23,697	2,153	Turkey	7,986	1,408	13,249	2,056
Totali	1,739,874	177,442	3,581,506	291,664	Totals	1,920,164	171,740	3,859,630	283,374

