



**General Directorate of Customs  
Fiscal Analyses Unit**

**BULETINI I TREGTISË SË JASHTME  
Dhjetor 2018  
BULETIN OF FOREIGN TRADE  
December 2018**

**Tel ++ 355 4 2 264 913**

Nr	Permbajtja
<b>Pjesa e I-re</b>	<b>Tabelat e Importit mujor dhe progresiv</b>
Tabela 1	Vlerat e Importit Janar-Dhjetor 2014-2018 / Ne mln leke
Tabela 2-2/1	Vlerat e Importit Janar-Dhjetor 2014-2018 / Ne mln Euro/ne mln \$
Tabela 3	Volumi I Importit ne peshe neto Janar-Dhjetor 2014-2018 / Ne Ton
<b>Pjesa e II-te</b>	<b>Tabelat e Eksportit mujor dhe progresiv</b>
Tabela 4	Vlerat e Eksportit Janar-Dhjetor 2014-2018 / Ne mln leke
Tabela 5-5/1	Vlerat e Eksportit Janar-Dhjetor 2014-2018 / Ne mln Euro; Ne mln \$
Tabela 6	Volumi I Eksportit ne peshe neto Janar-Dhjetor 2014-2018 / Ne Ton
<b>Pjesa III-te</b>	<b>Kurset e kembimit 2014-2018</b>
Tabela 7	Kursi I kembimit te Dollarit kundrejt Lekut Janar-Dhjetor 2014-2018
Tabela 8	Kursi I kembimit te Euros kundrejt Lekut Janar-Dhjetor 2014-2018
<b>Pjesa e IV-t</b>	<b>Diferencat Eksport-Import</b>
Tabela 9	Vlerat Eksport-Import-diference Janar-Dhjetor 2014-2018 / Ne mln Leke
Tabela 9/1-9/2	Vlerat Eksport-Import-diference Janar-Dhjetor 2014-2018 / Ne mln Euro; Ne mln \$
<b>Pjesa e V-te</b>	<b>Struktura e Import-Eksporteve sipas shteteve</b>
Tabela 10	Struktura e Importeve BE-Jo BE Janar-Dhjetor 2017-2018
Tabela 11	Struktura e Importeve BE Janar-Dhjetor 2017-2018 ( e detajuar)
Tabela 12	Struktura e Eksporteve BE-Jo BE Janar-Dhjetor 2017-2018
Tabela 13	Struktura e Eksporteve BE Janar-Dhjetor 2017-2018 ( e detajuar)
Tabela 14	Vlerat e Importeve sipas vendit te Origjines Janar-Dhjetor 2014-2018 / Ne mln leke
Tabela 15	Volumi I Importeve sipas vendit te Origjines Janar-Dhjetor 2014-2018 / Ne Ton
Tabela 16	Vlerat e Eksportit sipas vendit te Destinacionit Janar-Dhjetor 2014-2018 / Ne mln leke
Tabela 17	Volumi i Eksportit sipas vendit te Destinacionit Janar-Dhjetor 2014-2018 / Ne Ton
<b>Pjesa VI-te</b>	<b>Struktura e Import Eksporteve sipas Kapitujve HS</b>
Tabela 18	Importi sipas Kapitujve te HS Janar-Dhjetor 2014-2018 / Ne mln leke
Tabela 19	Importi sipas Kapitujve te HS Janar-Dhjetor 2014-2018 / Ne Ton
Tabela 20	Eksporti sipas Kapitujve te HS Janar-Dhjetor 2014-2018 / Ne mln leke
Tabela 21	Eksporti sipas Kapitujve te HS Janar-Dhjetor 2014-2018 / Ne Ton
Tabela 22	Pershkrimi I Seksioneve HS
<b>Pjesa VII-te</b>	<b>Struktura e Import Eksporteve sipas Tipeve dhe Procedurave</b>
Tabela 23	Importi sipas Procedurave Janar-Dhjetor 2017-2018 Volumi/Ton Vlerat/mln leke
Tabela 24	Eksporti sipas Procedurave Janar-Dhjetor 2017-2018 Volumi/Ton Vlerat/mln leke
<b>Pjesa VIII-te</b>	<b>Mareveshje dy ose shume paleshe</b>
Tabela 25	Marreveshja e Treg. se Lire (Imp)sipas shteteve Janar-Dhjetor 2017-2018 Vol/Ton VI/ mln leke
Tabela 26	Marreveshja e Treg. se Lire (Exp)sipas shteteve Janar-Dhjetor 2017-2018 Vol/Ton VI/ mln leke

No	Table of Contents
<b>First Part</b>	<b>Monthly and progressive Import tables</b>
Table 1	Monthly and progressive import Values January-December 2014-2018 / mln leks
Table 2-2/1	Import Values January-December 2014-2018 / mln USD and mln/Euro
Table 3	Import Volume January-December 2014-2018 / Ton
<b>Second Part</b>	<b>Monthly and progressive Export tables</b>
Table 4	Monthly and progressive Export Values January-December 2014-2018 / mln lek
Table 5-5/1	Export Values January-December 2014-2018 / mln USD and mln/Euro
Table 6	Exporty Net weight January-December 2014-2018 / Ton
<b>Third Part</b>	<b>Exchange Rate 2014-2018</b>
Table 7	Exchange rate USD/lek January-December 2014-2018
Table 8	Exchange rate Euro/leks January-December 2014-2018
<b>Fourth Part</b>	<b>Eksport-Import Differences</b>
Table 9	Import-Export Values (Differences ) January-December 2014-2018 / mln leks
Table 9/1-9/2	Import-Export Values (Differences ) January-December 2014-2018 / mln USD, mln Euro
<b>Fifth Part</b>	<b>Import-Export Structure by Countries</b>
Table 10	Import Structure EU non EU January-December 2017-2018
Table 11	Import Structure EU January-December 2017-2018 ( detailed)
Table 12	Export Structure EU non EU January-December 2017-2018
Table 13	Export Structure EU January-December 2017-2018 ( detailed)
Table 14	Import Value January-December 2014-2018 / mln leks ( by Country of Origin )
Table 15	Import Volume January-December 2014-2018 / Ton ( by Country of Origin )
Table 16	Export Value January-December 2014-2018 / mln lek ( by Country of Destination )
Table 17	Export Volume January-December 2014-2018 / Ton ( by Country of Destination )
<b>Sixth Part</b>	<b>Import-Export Structure by HS Chapter</b>
Table 18	Import by Chapter January-December 2014-2018 / mln leks
Table 19	Import by Chapter January-December 2014-2018 /Ton
Table 20	Export by Chapter January-December 2014-2018 / mln lek
Table 21	Export by Chapter January-December 2014-2018 /Ton
Table 22	HS Sections Description
<b>Seventh Part</b>	<b>Import-Export Structure by Type of Procedure</b>
Table 23	Import by Total Procedure January-December 2017-2018 Volume/Ton Value/mln lek
Table 24	Export by Total Procedure January-December 2017-2018 Volume/Ton Value/mln lek
<b>Eighth Part</b>	<b>Bilateral and Multilateral Agreements</b>
Table 25	Free Trade Agreement (Imp)by countries January-December 2017-2018 Vol/Ton VI/ mln lek
Table 26	Free Trade Agreement (Exp)by countries January-December 2017-2018 Vol/Ton VI/ mln lek

Tabela 1 Vlerat e Importeve në mln lekë

Table 1 Value of Imports in mln lek

Në milion lekë

Muajt	2014	2015	2016	2017	2018	Months
Janar	37,170	35,290	35,146	35,131	44,925	January
Shkurt	39,517	39,239	41,696	44,385	46,040	February
Mars	42,635	44,340	46,982	54,054	55,356	March
Prill	46,270	43,784	51,735	49,984	52,694	April
Maj	48,580	44,567	51,507	55,109	56,853	May
Qershor	48,874	48,967	52,180	57,290	54,169	June
Korrik	47,596	52,371	50,898	55,094	58,019	July
Gusht	44,766	40,336	46,317	49,532	48,702	August
Shtator	47,494	44,137	47,448	53,241	51,145	September
Tetor	52,510	50,367	51,251	57,591	58,461	October
Nentor	48,032	49,017	49,760	54,886	56,097	November
Dhjetor	54,324	53,152	55,782	61,031	60,374	December
<b>Totali</b>	<b>557,767</b>	<b>545,567</b>	<b>580,703</b>	<b>627,327</b>	<b>642,834</b>	<b>Total</b>

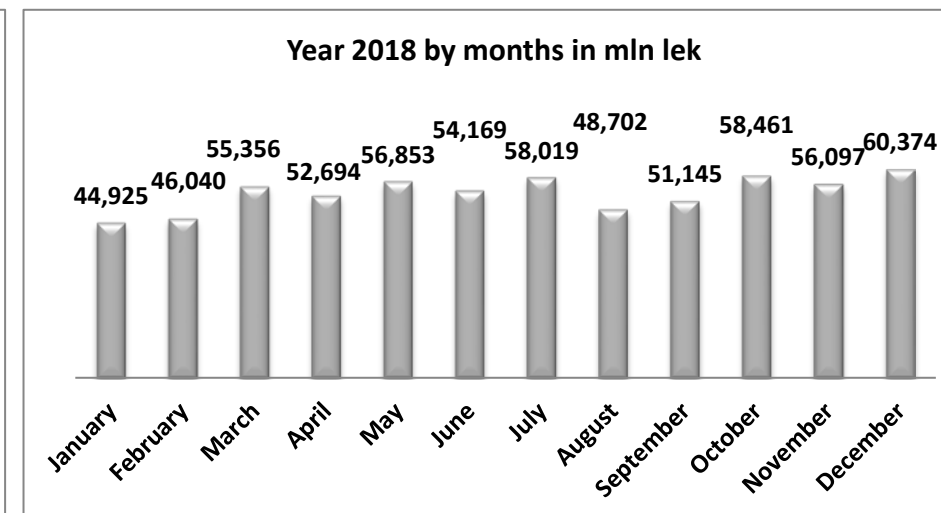
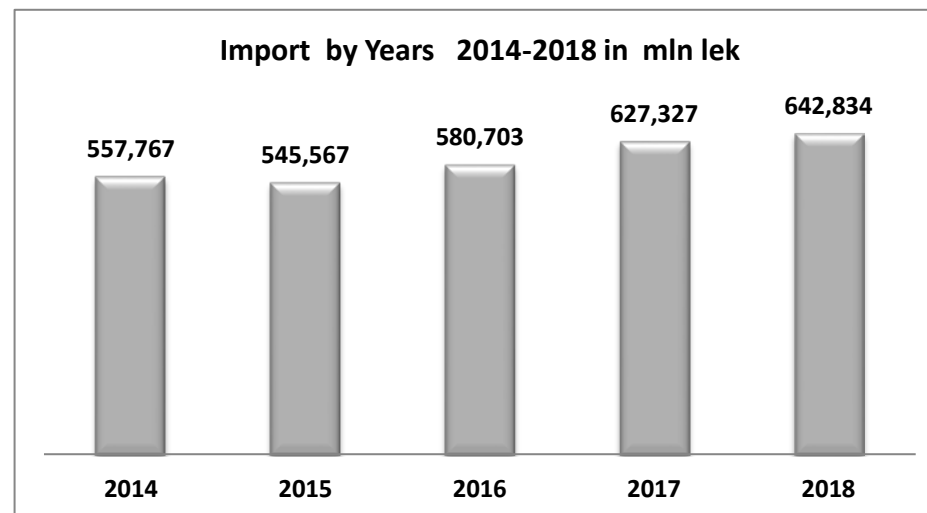


Tabela 2 Vlerat e Importeve në mln Euro

Table 2 Values of Imports in mln Euro

Në milion Euro

Muajt	2014	2015	2016	2017	2018	Months
Janar	265.1	251.8	256.0	259.8	337.9	January
Shkurt	281.4	280.8	300.7	325.4	345.0	February
Mars	304.2	315.9	339.9	400.2	418.6	March
Prill	329.9	312.0	372.8	367.2	404.0	April
Maj	346.8	317.1	372.5	408.1	441.6	May
Qershor	349.5	347.3	377.3	426.9	430.2	June
Korrik	339.3	373.3	370.6	415.5	460.7	July
Gusht	322.0	289.0	340.1	372.5	387.3	August
Shtator	340.6	315.9	345.0	398.8	405.0	September
Tetor	375.4	361.3	373.2	430.7	462.9	October
Nentor	344.9	352.2	364.4	411.4	449.0	November
Dhjetor	387.8	384.7	410.6	456.7	485.6	December
<b>Totali</b>	<b>3,987</b>	<b>3,901</b>	<b>4,223</b>	<b>4,673</b>	<b>5,028</b>	<b>Total</b>

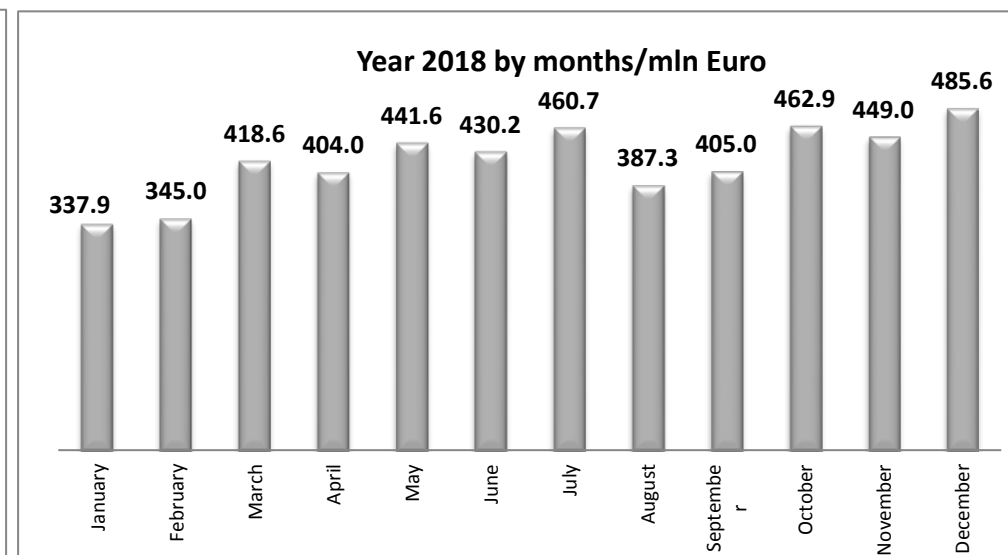
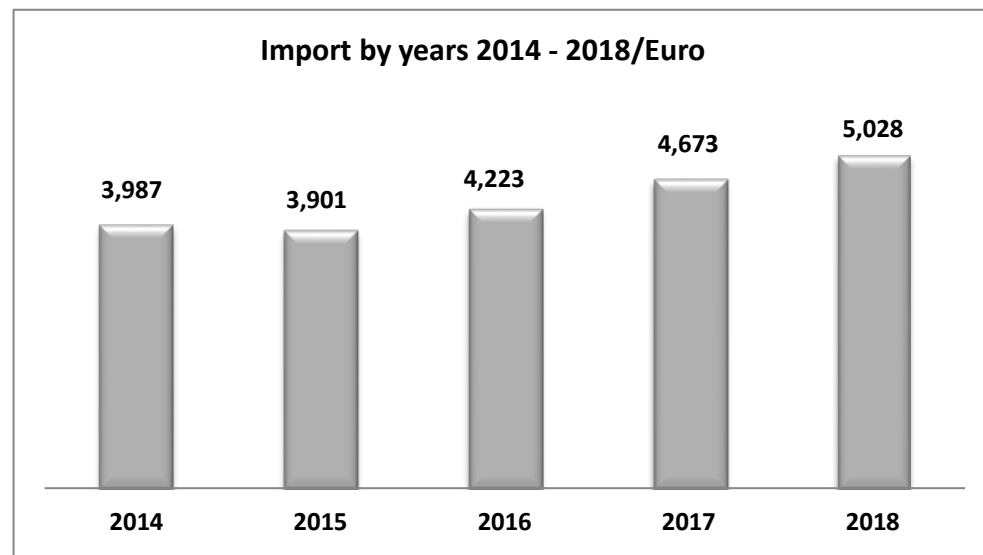


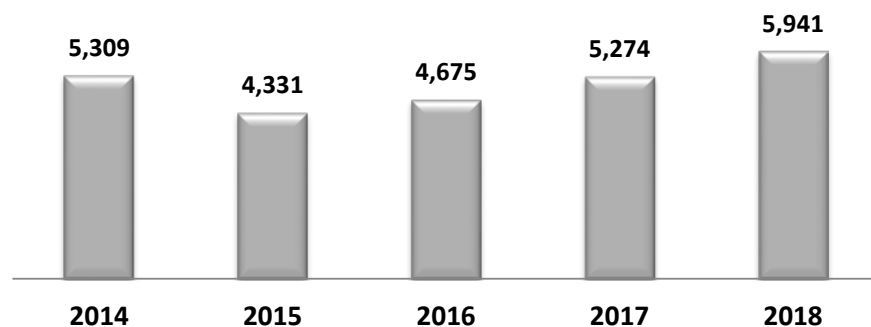
Tabela 2/1 Vlerat e Importeve në mln USD

Table 2/1 Values of Imports in mln USD

Në milion USD

Muajt	2014	2015	2016	2017	2018	Months
Janar	365	299	279	274	404	January
Shkurt	381	318	328	348	429	February
Mars	420	355	371	424	512	March
Prill	454	335	423	393	498	April
Maj	479	355	424	446	535	May
Qershor	476	381	420	477	503	June
Korrik	463	417	412	474	537	July
Gusht	431	316	378	437	454	August
Shtator	449	354	385	474	473	September
Tetor	474	405	418	508	538	October
Nentor	434	388	399	478	509	November
Dhjetor	484	408	437	540	550	December
<b>Totali</b>	<b>5,309</b>	<b>4,331</b>	<b>4,675</b>	<b>5,274</b>	<b>5,941</b>	<b>Total</b>

Import by Years 2014-2018/mln USD



Year 2018 by months /mln USD

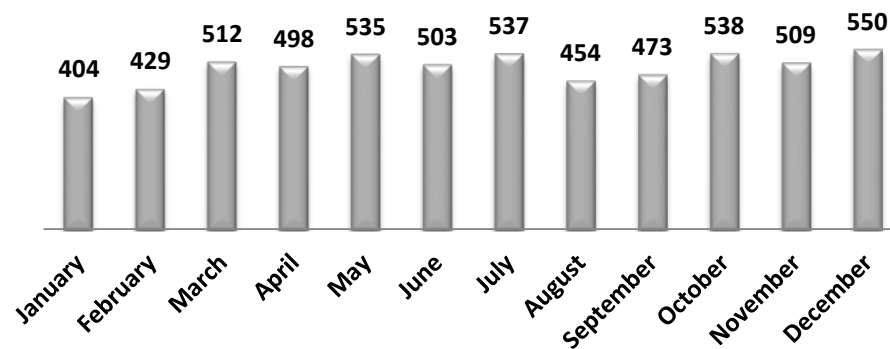




Tabela 3 Volumi i Importeve në Peshë Neto

Table 3 Volume of Import in Net Mass

Ton

Muajt	2014	2015	2016	2017	2018	Months
Janar	277,094	261,475	254,919	232,125	283,967	January
Shkurt	272,568	247,460	260,900	271,892	315,387	February
Mars	285,956	279,002	319,982	357,402	349,201	March
Prill	298,891	293,833	387,106	387,757	402,203	April
Maj	364,359	365,204	363,678	397,786	425,511	May
Qershor	345,468	346,626	354,911	410,126	359,184	June
Korrik	346,312	373,129	354,304	400,262	418,024	July
Gusht	352,434	345,121	377,364	392,701	394,774	August
Shtator	406,038	317,470	353,491	355,471	377,059	September
Tetor	376,495	332,934	360,683	371,168	403,679	October
Nentor	346,173	327,996	343,341	362,231	358,162	November
Dhjetor	368,107	332,697	339,580	340,982	401,620	December
<b>Totali</b>	<b>4,039,894</b>	<b>3,822,946</b>	<b>4,070,260</b>	<b>4,279,903</b>	<b>4,488,770</b>	<b>Total</b>

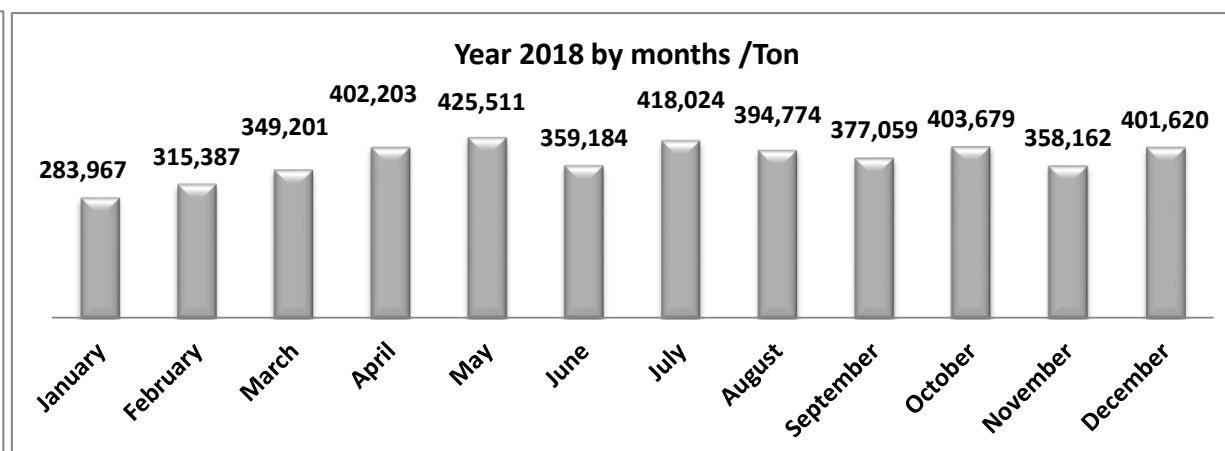
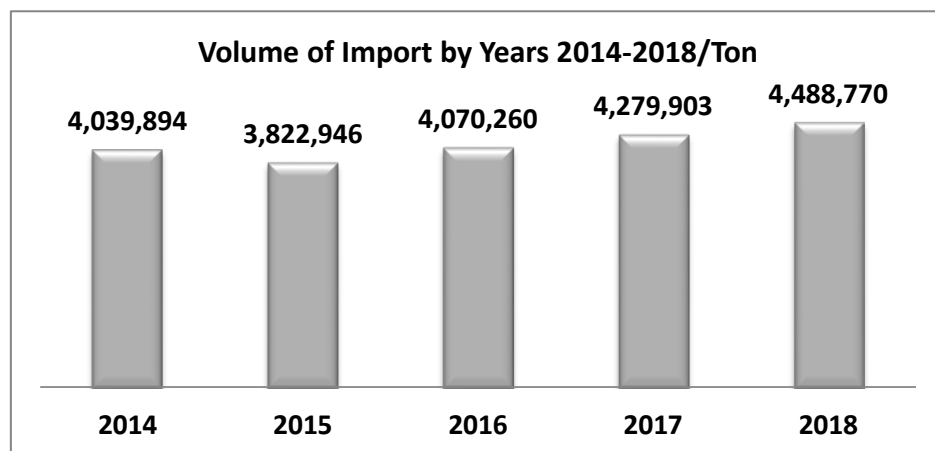






Tabela 4 Vlerat e Eksporteve në mln Lek  
Table 4 Value of Exports in mln Lek

Në milion lekë

Muajt	2014	2015	2016	2017	2018	Months
Janar	17,850	17,882	16,400	18,921	23,436	Jan
Shkurt	19,983	17,821	17,564	20,062	24,016	Feb
Mars	21,293	22,758	19,431	22,661	27,035	Mar
Prill	22,722	20,463	21,120	24,959	26,750	Apr
Maj	25,224	24,405	20,555	24,131	30,123	May
Qershor	22,565	23,803	22,559	22,621	26,603	June
Korrik	22,885	22,652	22,340	24,708	26,704	July
Gusht	18,523	15,459	16,556	18,463	20,422	Aug
Shtator	21,173	20,461	20,581	24,143	26,186	Sep
Tetor	22,310	20,243	21,704	24,818	30,131	Oct
Nentor	21,421	19,445	22,899	25,492	27,125	Nov
Dhjetor	19,292	17,854	21,828	21,999	21,676	Dec
<b>Totali</b>	<b>255,241</b>	<b>243,246</b>	<b>243,538</b>	<b>272,979</b>	<b>310,207</b>	<b>Total</b>

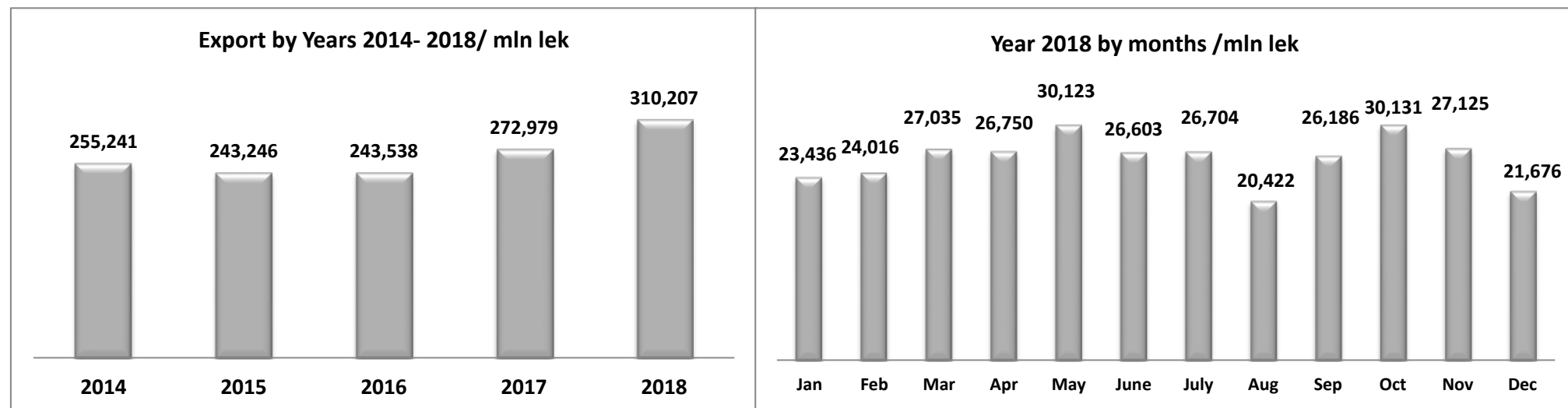


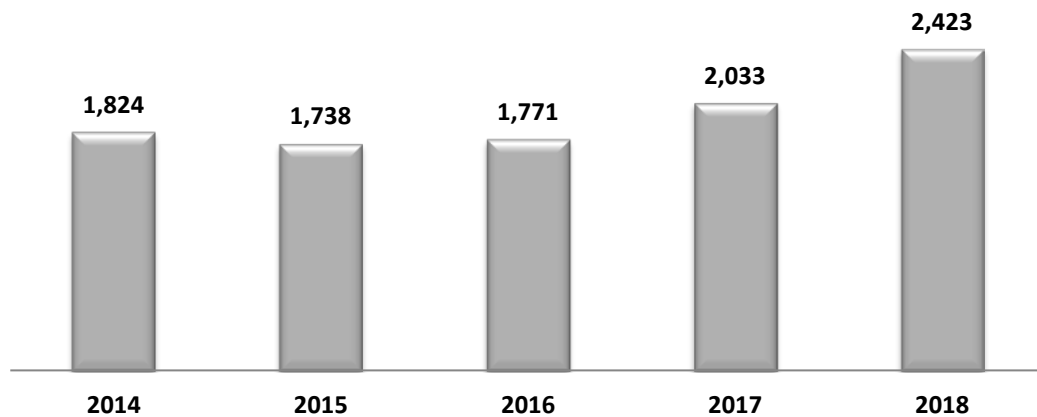
Tabela 5/1 Vlerat e Eksporteve në mln Euro

Table 5/1 Value of Exports in mln Euro

Në milion Euro

Muajt	2014	2015	2016	2017	2018	Months
Janar	127.3	127.6	119.5	139.9	176.3	January
Shkurt	142.3	127.5	126.7	147.1	180.0	February
Mars	151.9	162.1	140.6	167.8	204.5	March
Prill	162.0	145.8	152.2	183.3	205.1	April
Maj	180.1	173.7	148.6	178.7	234.0	May
Qershor	161.3	168.8	163.1	168.6	211.3	June
Korrik	163.2	161.5	162.7	186.4	212.1	July
Gusht	133.2	110.7	121.6	138.8	162.4	August
Shtator	151.8	146.4	149.7	180.8	207.4	September
Tetor	159.5	145.2	158.0	185.6	238.6	October
Nentor	153.8	139.7	167.7	191.1	217.1	November
Dhjetor	137.7	129.2	160.7	164.6	174.3	December
<b>Totali</b>	<b>1,824.2</b>	<b>1,738.4</b>	<b>1,771.0</b>	<b>2,032.7</b>	<b>2,422.9</b>	<b>Total</b>

Export by Years 2014-2018/mln Euro



Year 2018 by months/mln Euro

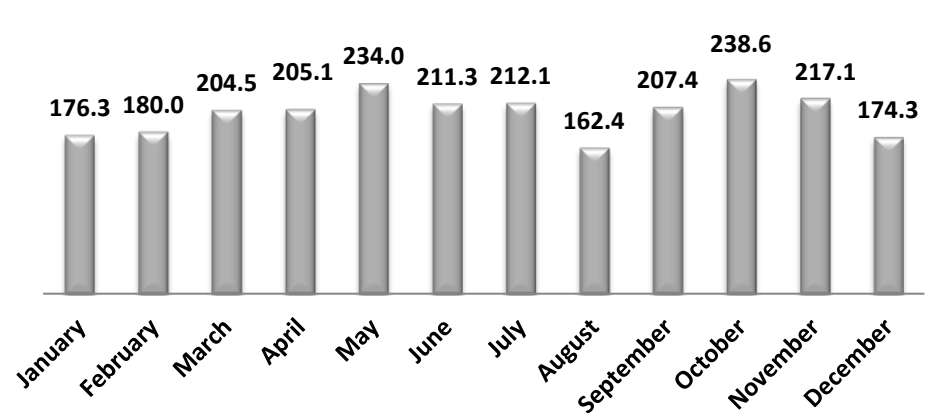


Tabela Nr 5/2 Vlerat e Eksportit ne mln USD

Table No 5/2 Volume of Exports in mln USD

Në milion USD

Muajt	2013	2014	2015	2016	2017	Months
Janar	175.2	151.5	130.4	147.6	210.9	January
Shkurt	192.8	144.5	138.2	157.5	223.9	February
Mars	209.6	182.1	153.5	177.8	250.0	March
Prill	223.0	156.7	172.7	196.0	252.8	April
Maj	248.9	194.3	169.1	195.3	283.4	May
Qershor	219.7	185.3	181.7	188.5	247.2	June
Korrik	222.7	180.4	180.9	212.5	247.0	July
Gusht	178.4	121.3	135.0	162.8	190.4	August
Shtator	200.1	164.2	166.9	215.0	242.0	September
Tetor	201.2	162.9	176.8	218.9	277.1	October
Nentor	193.4	153.8	183.7	222.2	246.0	November
Dhjetor	171.8	137.0	171.1	194.7	197.3	December
<b>Totali</b>	<b>2,436.7</b>	<b>1,933.8</b>	<b>1,960.1</b>	<b>2,288.9</b>	<b>2,868.2</b>	<b>Total</b>

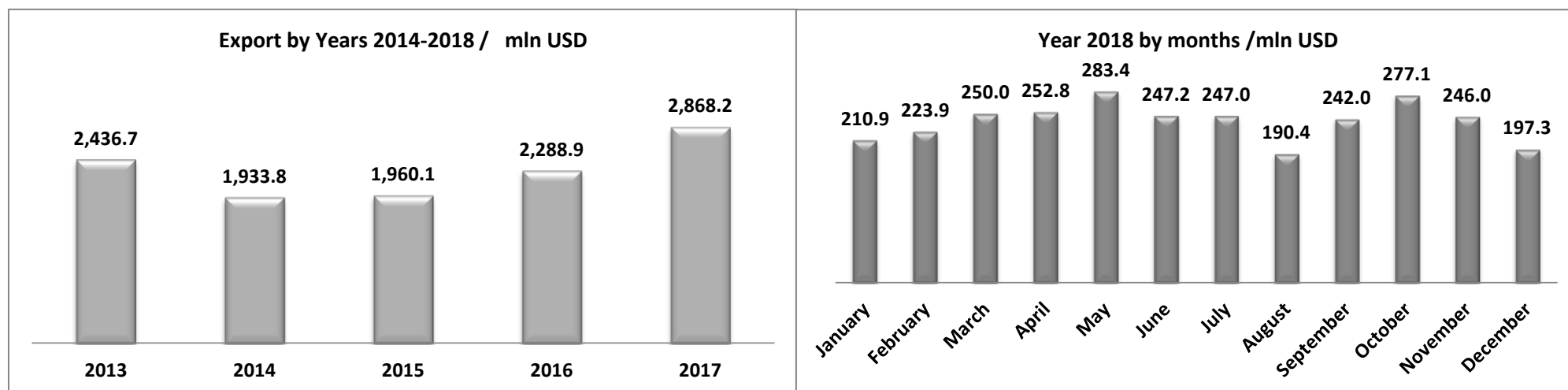


Tabela 6 Vlerat e Eksportit ne Peshe Neto

Table 6 Value of Exports in Net Mass

Në ton

Muajt	2014	2015	2016	2017	2018	Months
Janar	261,232	296,656	202,092	216,005	231,449	January
Shkurt	286,235	279,178	265,631	274,252	266,388	February
Mars	320,046	331,895	284,220	338,058	258,497	March
Prill	386,435	370,426	364,400	417,464	326,632	April
Maj	510,865	458,578	356,578	368,924	402,046	May
Qershor	437,853	421,923	382,469	353,587	333,632	June
Korrik	446,490	366,429	342,389	389,579	330,041	July
Gusht	407,183	326,031	345,942	345,491	314,674	August
Shtator	413,246	371,680	350,681	332,050	343,042	September
Tetor	376,132	372,556	352,588	340,651	446,300	October
Nentor	328,344	343,177	380,982	324,232	388,622	November
Dhjetor	308,915	305,471	331,229	248,105	302,285	December
<b>Totali</b>	<b>4,482,977</b>	<b>4,244,000</b>	<b>3,959,199</b>	<b>3,948,400</b>	<b>3,943,610</b>	<b>Total</b>

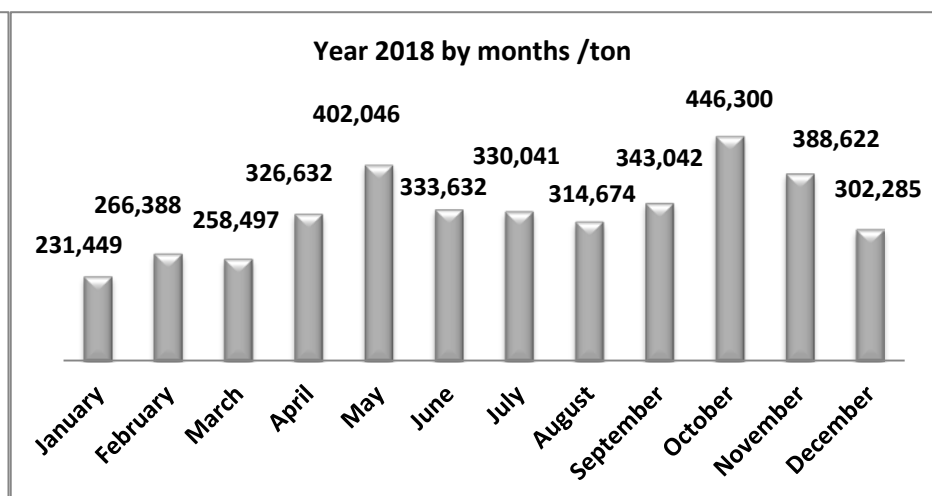
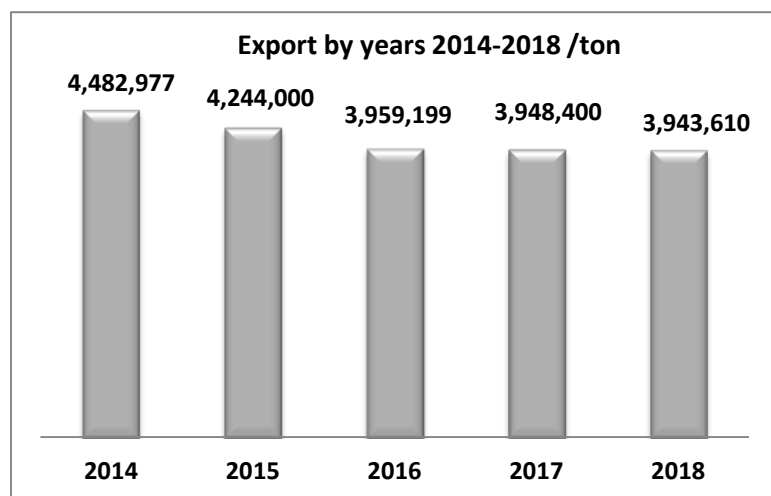
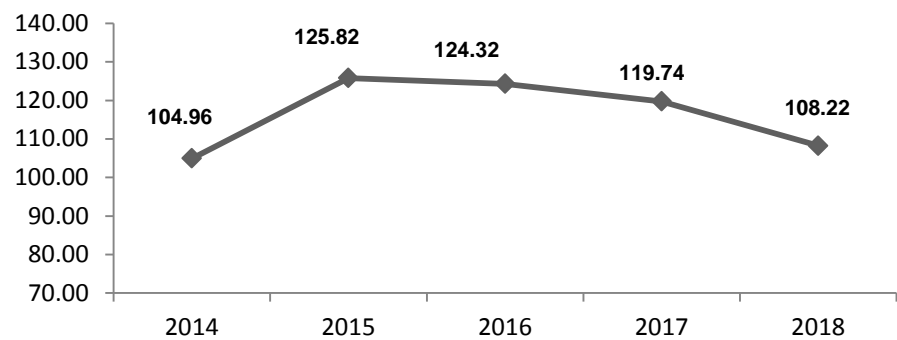


Tabela 7 Kursi i kembimit USD/Lek

Table 7 Exchange rate USD/Lek

Muajt	2014	2015	2016	2017	2018	Months
Janar	101.86	118.06	125.79	128.17	111.10	Jan
Shkurt	103.66	123.35	127.06	127.37	107.26	Feb
Mars	101.58	124.96	126.59	127.45	108.12	Mar
Prill	101.89	130.63	122.26	127.34	105.80	Apr
Maj	101.36	125.61	121.56	123.55	106.28	May
Qershor	102.72	128.48	124.15	119.99	107.61	June
Korrik	102.78	125.57	123.50	116.30	108.13	July
Gusht	103.81	127.49	122.60	113.39	107.27	Aug
Shtator	105.84	124.63	123.34	112.29	108.19	Sept
Tetor	110.89	124.24	122.74	113.37	108.75	Oct
Nentor	110.77	126.43	124.66	114.71	110.25	Nov
Dhjetor	112.31	130.35	127.55	112.97	109.85	Dec
Kursi mes	104.96	125.82	124.32	119.74	108.22	Average rate

Average Exchange Rate USD/Lek



Exchange Rate by months Year 2018 USD/Lek

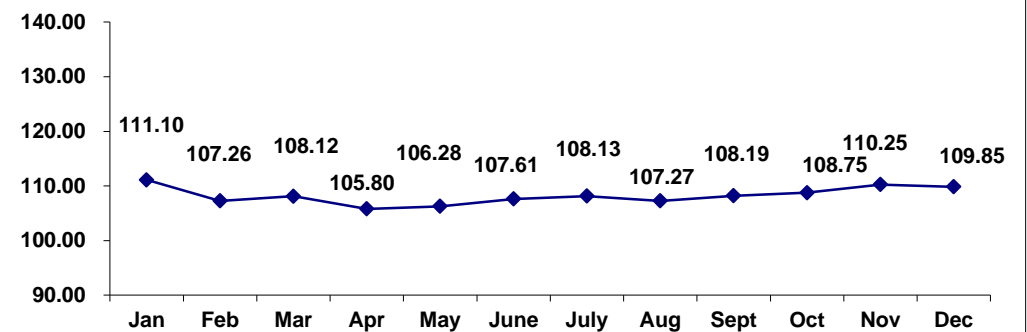
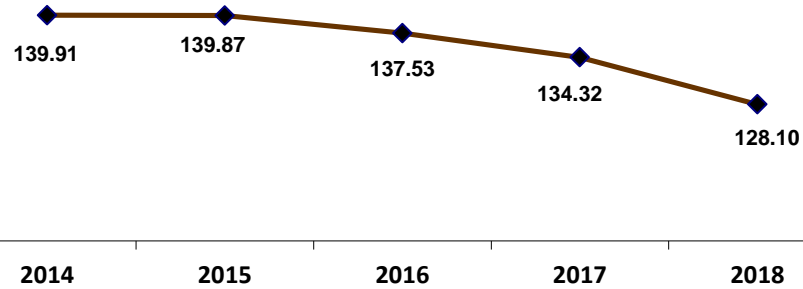


Tabela 8 Kursi i kembimit te Euro/Lek  
Table 8 Exchange rate Euro/Lek

Muajt	2014	2015	2016	2017	2018	Months
Janar	140.2	140.14	137.28	135.23	132.95	Jan
Shkurt	140.44	139.72	138.68	136.39	133.44	Feb
Mars	140.14	140.36	138.24	135.08	132.23	Mar
Prill	140.27	140.34	138.77	136.13	130.44	Apr
Maj	140.08	140.53	138.29	135.03	128.74	May
Qershor	139.86	140.98	138.29	134.19	125.92	June
Korrik	140.26	140.29	137.33	132.59	125.93	July
Gusht	139.02	139.59	136.18	132.98	125.76	Aug
Shtator	139.44	139.73	137.52	133.5	126.27	Sep
Tetor	139.89	139.39	137.33	133.7	126.29	Oct
Nentor	139.27	139.18	136.54	133.42	124.94	Nov
Dhjetor	140.1	138.15	135.86	133.64	124.33	Dec
Kursi mes	139.91	139.87	137.53	134.32	128.10	Avarage rate

Average Exchange rate Euro/Lek



Exchange rate by months year 2018 Euro/Lek

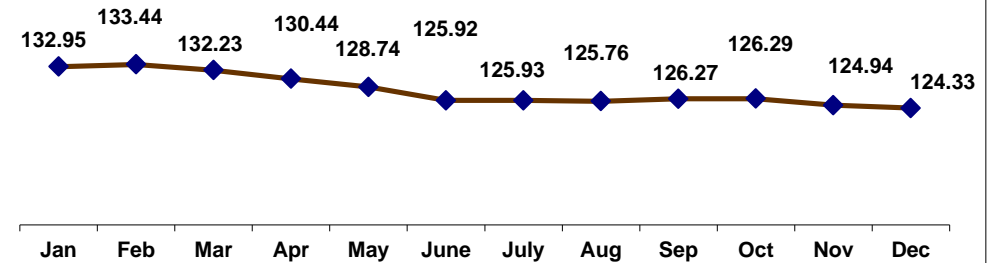


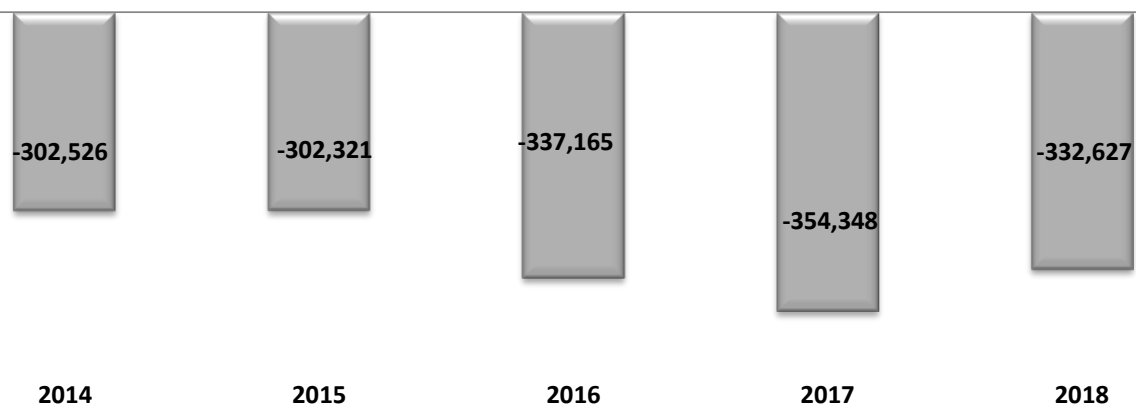
Tabela 9 Vlerat e Import-Eksportit sipas viteve ne mln Leke

Table 9 Values of Import Export by years in mln Lek

Në milion lekë

Muaji	2014			2015			2016			2017			2018			Months
	Export	Import	Difference	Export	Import	Difference	Export	Import	Difference	Export	Import	Difference	Export	Import	Difference	
Janar	17,850	37,170	- 19,321	17,882	35,290	- 17,409	16,400	35,146	- 18,746	18,921	35,131	- 16,210	23,436	44,925	- 21,489	January
Shkurt	19,983	39,517	- 19,533	17,821	39,239	- 21,418	17,564	41,696	- 24,132	20,062	44,385	- 24,323	24,016	46,040	- 22,023	February
Mars	21,293	42,635	- 21,342	22,758	44,340	- 21,582	19,431	46,982	- 27,551	22,661	54,054	- 31,394	27,035	55,356	- 28,322	March
Prill	22,722	46,270	- 23,548	20,463	43,784	- 23,321	21,120	51,735	- 30,615	24,959	49,984	- 25,025	26,750	52,694	- 25,943	April
Maj	25,224	48,580	- 23,357	24,405	44,567	- 20,161	20,555	51,507	- 30,951	24,131	55,109	- 30,978	30,123	56,853	- 26,730	May
Qershor	22,565	48,874	- 26,309	23,803	48,967	- 25,164	22,559	52,180	- 29,622	22,621	57,290	- 34,669	26,603	54,169	- 27,566	June
Korrik	22,885	47,596	- 24,711	22,652	52,371	- 29,719	22,340	50,898	- 28,558	24,708	55,094	- 30,386	26,704	58,019	- 31,314	July
Gusht	18,523	44,766	- 26,243	15,459	40,336	- 24,877	16,556	46,317	- 29,761	18,463	49,532	- 31,068	20,422	48,702	- 28,280	August
Shtator	21,173	47,494	- 26,320	20,461	44,137	- 23,676	20,581	47,448	- 26,867	24,143	53,241	- 29,097	26,186	51,145	- 24,960	September
Tetor	22,310	52,510	- 30,200	20,243	50,367	- 30,124	21,704	51,251	- 29,547	24,818	57,591	- 32,772	30,131	58,461	- 28,330	October
Nentor	21,421	48,032	- 26,611	19,445	49,017	- 29,572	22,899	49,760	- 26,861	25,492	54,886	- 29,394	27,125	56,097	- 28,971	November
Dhjetor	19,292	54,324	- 35,032	17,854	53,152	- 35,298	21,828	55,782	- 33,954	21,999	61,031	- 39,032	21,676	60,374	- 38,698	December
<b>Totali</b>	<b>255,241</b>	<b>557,767</b>	<b>-302,526</b>	<b>243,246</b>	<b>545,567</b>	<b>-302,321</b>	<b>243,538</b>	<b>580,703</b>	<b>-337,165</b>	<b>272,979</b>	<b>627,327</b>	<b>-354,348</b>	<b>310,207</b>	<b>642,834</b>	<b>-332,627</b>	<b>Total</b>
Exp/Im (%)	46			45			42			44			48			Exp/Im (%)

Export - Import Difference by Years 2014 - 2018 / mln lek



Export/Import difference Year 2018

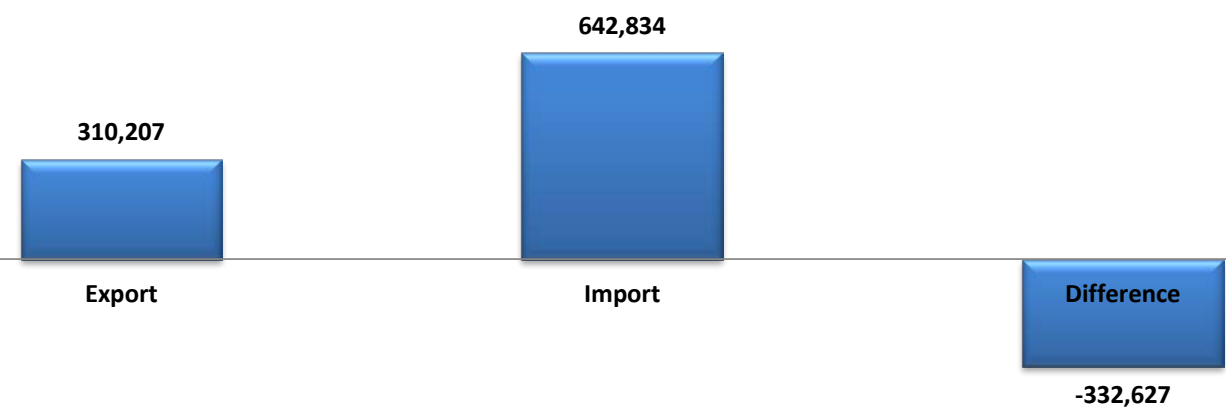




Tabela Nr 9-1 Vlerat e Import-Eksportit sipas viteve në mln Euro

Table No 9-1 Values of Import-Export like years in mln Euro

Muaji	2014			2015			2016			2017			2018			Months
	Export	Import	Difference	Export	Import	Difference	Export	Import	Difference	Export	Import	Difference	Export	Import	Difference	
Janar	127.3	265.1	- 137.8	127.6	251.8	- 124.2	119.5	256.0	- 136.5	139.9	259.8	- 119.9	176.3	337.9	- 161.6	January
Shkurt	142.3	281.4	- 139.1	127.5	280.8	- 153.3	126.7	300.7	- 174.0	147.1	325.4	- 178.3	180.0	345.0	- 165.0	February
Mars	151.9	304.2	- 152.3	162.1	315.9	- 153.8	140.6	339.9	- 199.3	167.8	400.2	- 232.4	204.5	418.6	- 214.2	March
Prill	162.0	329.9	- 167.9	145.8	312.0	- 166.2	152.2	372.8	- 220.6	183.3	367.2	- 183.8	205.1	404.0	- 198.9	April
Maj	180.1	346.8	- 166.7	173.7	317.1	- 143.5	148.6	372.5	- 223.8	178.7	408.1	- 229.4	234.0	441.6	- 207.6	May
Qershor	161.3	349.5	- 188.1	168.8	347.3	- 178.5	163.1	377.3	- 214.2	168.6	426.9	- 258.4	211.3	430.2	- 218.9	June
Korrik	163.2	339.3	- 176.2	161.5	373.3	- 211.8	162.7	370.6	- 208.0	186.4	415.5	- 229.2	212.1	460.7	- 248.7	July
Gusht	133.2	322.0	- 188.8	110.7	289.0	- 178.2	121.6	340.1	- 218.5	138.8	372.5	- 233.6	162.4	387.3	- 224.9	August
Shtator	151.8	340.6	- 188.8	146.4	315.9	- 169.4	149.7	345.0	- 195.4	180.8	398.8	- 218.0	207.4	405.0	- 197.7	September
Tetor	159.5	375.4	- 215.9	145.2	361.3	- 216.1	158.0	373.2	- 215.2	185.6	430.7	- 245.1	238.6	462.9	- 224.3	October
Nentor	153.8	344.9	- 191.1	139.7	352.2	- 212.5	167.7	364.4	- 196.7	191.1	411.4	- 220.3	217.1	449.0	- 231.9	November
Dhjetor	137.7	387.8	- 250.1	129.2	384.7	- 255.5	160.7	410.6	- 249.9	164.6	456.7	- 292.1	174.3	485.6	- 311.2	December
<b>Totali</b>	<b>1,824.2</b>	<b>3,986.8</b>	<b>- 2,162.6</b>	<b>1,738.4</b>	<b>3,901.4</b>	<b>- 2,163.0</b>	<b>1,771.0</b>	<b>4,223.1</b>	<b>- 2,452.2</b>	<b>2,032.7</b>	<b>4,673.2</b>	<b>- 2,640.5</b>	<b>2,422.9</b>	<b>5,027.9</b>	<b>- 2,605.0</b>	<b>Total</b>
Exp/Im (%)	46			45			42			43			48			Exp/Im (%)

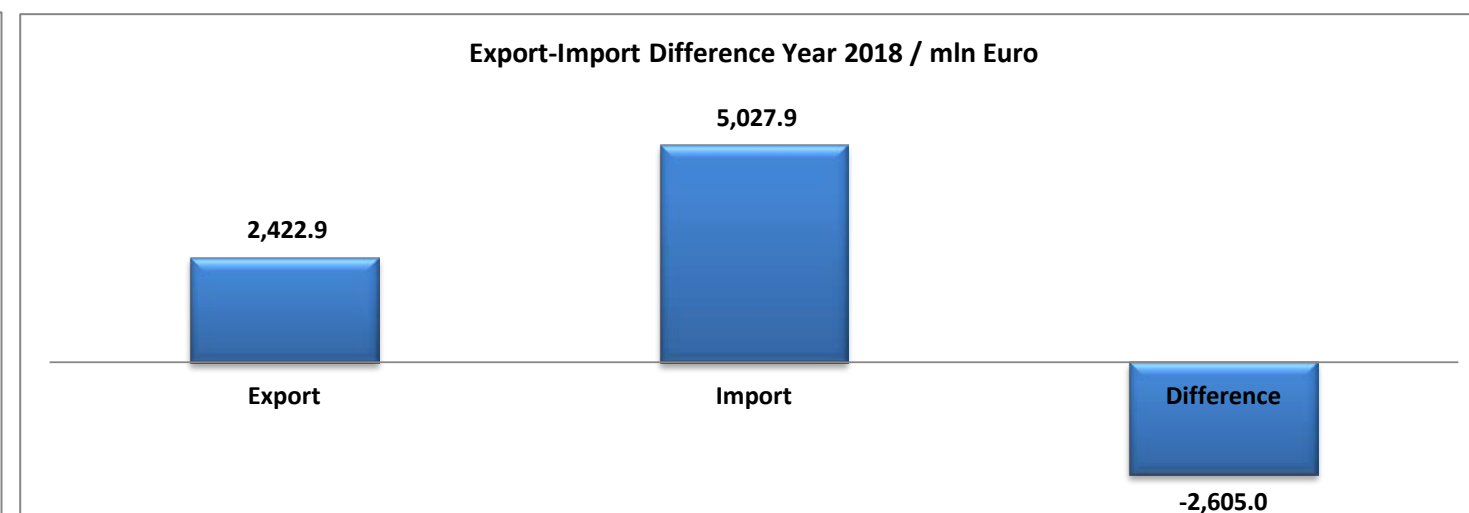
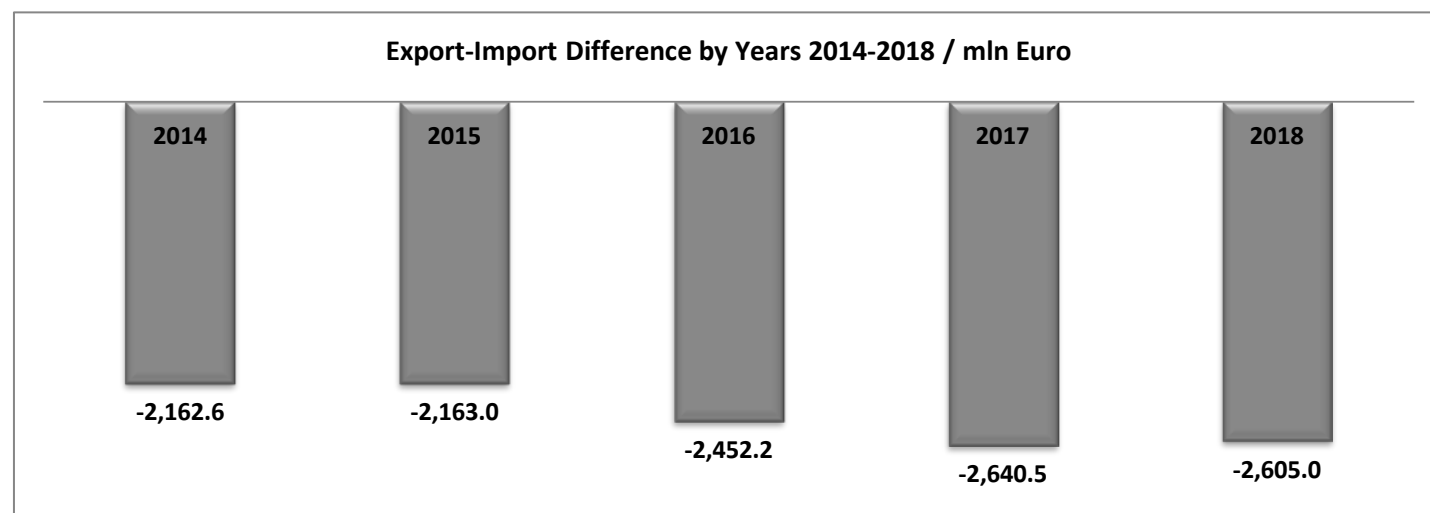


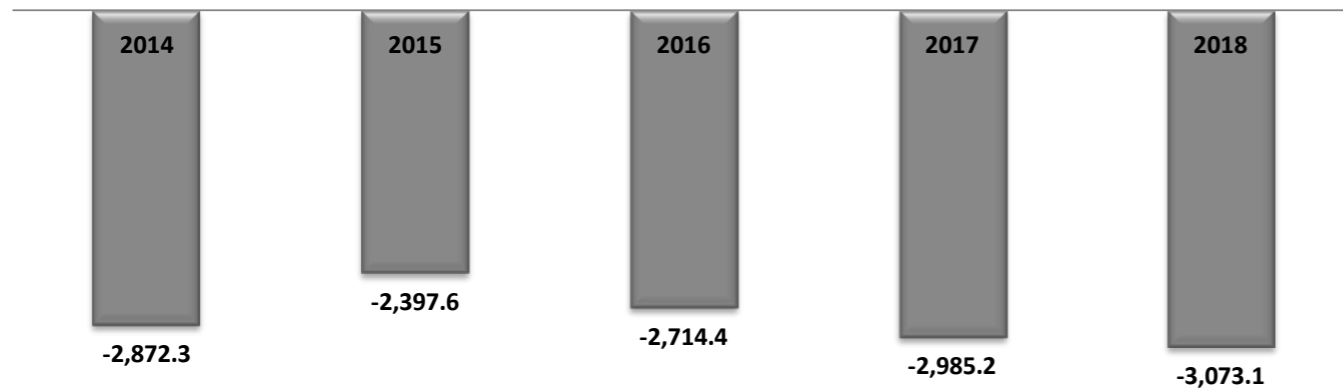
Tabela 9-2 Vlerat e Import-Eksportit sipas viteve në mln USD

Table 9-2 Values of Import-Export like years in mln USD

Në milion USD

Muaji	2014			2015			2016			2017			2018			Months
	Export	Import	Difference	Export	Import	Difference	Export	Import	Difference	Export	Import	Difference	Export	Import	Difference	
Janar	175.2	364.9	- 189.7	151.5	298.9	- 147.5	130.4	279.4	- 149.0	147.6	274.1	- 126.5	210.9	404.4	- 193.4	January
Shkurt	192.8	381.2	- 188.4	144.5	318.1	- 173.6	138.2	328.2	- 189.9	157.5	348.5	- 191.0	223.9	429.2	- 205.3	February
Mars	209.6	419.7	- 210.1	182.1	354.8	- 172.7	153.5	371.1	- 217.6	177.8	424.1	- 246.3	250.0	512.0	- 261.9	March
Prill	223.0	454.1	- 231.1	156.7	335.2	- 178.5	172.7	423.2	- 250.4	196.0	392.5	- 196.5	252.8	498.1	- 245.2	April
Maj	248.9	479.3	- 230.4	194.3	354.8	- 160.5	169.1	423.7	- 254.6	195.3	446.0	- 250.7	283.4	534.9	- 251.5	May
Qershor	219.7	475.8	- 256.1	185.3	381.1	- 195.9	181.7	420.3	- 238.6	188.5	477.5	- 288.9	247.2	503.4	- 256.2	June
Korrik	222.7	463.1	- 240.4	180.4	417.1	- 236.7	180.9	412.1	- 231.2	212.5	473.7	- 261.3	247.0	536.6	- 289.6	July
Gusht	178.4	431.2	- 252.8	121.3	316.4	- 195.1	135.0	377.8	- 242.8	162.8	436.8	- 274.0	190.4	454.0	- 263.6	August
Shtator	200.1	448.7	- 248.7	164.2	354.1	- 190.0	166.9	384.7	- 217.8	215.0	474.1	- 259.1	242.0	472.7	- 230.7	September
Tetor	201.2	473.5	- 272.3	162.9	405.4	- 242.5	176.8	417.6	- 240.7	218.9	508.0	- 289.1	277.1	537.6	- 260.5	October
Nentor	193.4	433.6	- 240.2	153.8	387.7	- 233.9	183.7	399.2	- 215.5	222.2	478.5	- 256.2	246.0	508.8	- 262.8	November
Dhjetor	171.8	483.7	- 311.9	137.0	407.8	- 270.8	171.1	437.3	- 266.2	194.7	540.2	- 345.5	197.3	549.6	- 352.3	December
<b>Totali</b>	<b>2,436.7</b>	<b>5,308.9</b>	<b>- 2,872.3</b>	<b>1,933.8</b>	<b>4,331.4</b>	<b>- 2,397.6</b>	<b>1,960.1</b>	<b>4,674.5</b>	<b>- 2,714.4</b>	<b>2,288.9</b>	<b>5,274.1</b>	<b>- 2,985.2</b>	<b>2,868.2</b>	<b>5,941.3</b>	<b>- 3,073.1</b>	<b>Total</b>
Exp/Im (%)	46			45			42			43			48			Exp/Im (%)

Export-Import Difference by Years 2014-2018 / mln Euro



Export/Import Difference Year 2018

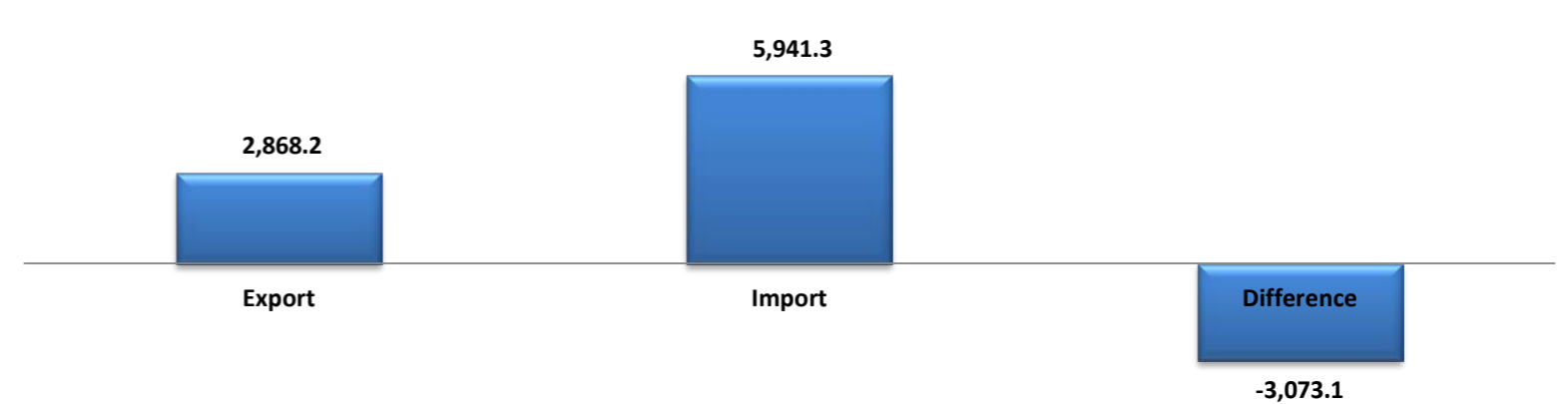



Tabela 10 Struktura e Importeve sipas vendeve BE/ Jo BE

Table 10 Structure of Imports by EU / Non EU Countries

Shtetet	2017				2018				Countries
	Volume Ton	Spc Weight %	Value mln/ leks	P Spec %	Volume Ton	Spc Weight %	Value mln/ leks	Spc Weight %	
Vendet e BE	2,096,128	49.0	386,387	61.6	2,091,166	46.6	391,443	60.9	EU countries
Vendet Jo BE	2,183,775	51.0	240,940	38.4	2,397,604	53.4	251,391	39.1	Non EU countries
<b>Totali</b>	<b>4,279,903</b>	<b>100.0</b>	<b>627,327</b>	<b>100.0</b>	<b>4,488,770</b>	<b>100.0</b>	<b>642,834</b>	<b>100.0</b>	<b>Total</b>

Import Value EU non EU Year 2017



Import Value EU non EU Year 2018




Tabela 11 Struktura e Importeve sipas vendeve BE

Table 11 Structure of Imports by EU Countries


Shtetet BE	2017				2018				EU Countries
	Volume Ton	Spc Weight %	Value mln/ lek	Spc Weight %	Volume Ton	Spc Weight %	Value mln/ lek	Spc Weight %	
Austria	25,439	1.2	7,807	2.0	29,591	1.4	6,690	1.7	Austria
Belgjike	12,847	0.6	3,500	0.9	15,974	0.8	3,693	0.9	Belgium
Bullgaria	69,604	3.3	9,025	2.3	71,190	3.4	8,920	2.3	Bulgaria
Qipro	266	0.0	226	0.1	233	0.0	240	0.1	Cyprus
Republika Ceke	11,317	0.5	5,565	1.4	13,893	0.7	6,571	1.7	Czech Republic
Gjermania	137,957	6.6	50,965	13.2	125,297	6.0	49,846	12.7	Germany
Danimarke	1,988	0.1	2,803	0.7	1,705	0.1	1,588	0.4	Denmark
Estonia	310	0.0	61	0.0	747	0.0	196	0.1	Estonia
Spanja	167,102	8.0	13,525	3.5	165,227	7.9	16,088	4.1	Spain
Finlanda	19,075	0.9	1,734	0.4	4,035	0.2	1,270	0.3	Finland
France	20,676	1.0	10,981	2.8	50,571	2.4	12,432	3.2	France
Britania e Madhe	7,397	0.4	5,639	1.5	12,238	0.6	5,995	1.5	Great Britain
Greqi	496,907	23.7	49,902	12.9	552,133	26.4	52,148	13.3	Greece
Kroacia	39,964	1.9	4,451	1.2	57,270	2.7	6,677	1.7	Croatia
Hungari	23,551	1.1	5,187	1.3	20,305	1.0	4,356	1.1	Hungary
Irlande	3,262	0.2	2,579	0.7	1,360	0.1	1,982	0.5	Ireland
Itali	932,329	44.5	179,229	46.4	792,933	37.9	175,230	44.8	Italy
Lituania	1,859	0.1	527	0.1	1,774	0.1	588	0.2	Lithuania
Luksemburg	1,068	0.1	163	0.0	476	0.0	86	0.0	Luxembourg
Letonia	645	0.0	201	0.1	1,030	0.0	218	0.1	Latvia
Malta	3	0.0	15	0.0	55	0.0	19	0.0	Malta
Hollande	22,120	1.1	4,725	1.2	24,070	1.3	6,234	1.6	Netherlands
Polonia	24,922	1.2	10,056	2.6	26,354	0.4	9,679	2.5	Poland
Portugali	6,403	0.3	1,644	0.4	7,914	0.5	1,667	0.4	Portugal
Rumania	49,305	2.4	7,603	2.0	91,561	0.4	10,650	2.7	Romania
Suedia	8,342	0.4	1,708	0.4	10,947	0.4	2,248	0.6	Sweden
Slovenia	6,856	0.3	4,725	1.2	7,616	0.4	4,327	1.1	Slovenia
Slovakia	4,613	0.2	1,841	0.5	4,666	0.2	1,804	0.5	Slovakia
<b>Totali BE</b>	<b>2,096,128</b>	<b>100.0</b>	<b>386,387</b>	<b>100.0</b>	<b>2,091,166</b>	<b>100.0</b>	<b>391,443</b>	<b>100.0</b>	<b>EU Total</b>

Tabela 12 Struktura e Eksporteve sipas vendeve BE/ Jo BE

Table 12 Structure of Exports by EU / Non EU Countries

Shtetet	2017				2018				Countries
	Volume Ton	Spc Weight %	Value mln/ leks	Spc Weight %	Volume Ton	Spc Weight %	Value mln/ leks	Spc Weight %	
Vendet e BE	1,386,561	35.1	210,615	77.2	1,378,025	34.9	236,777	76.3	EU countries
Vendet Jo BE	2,561,838	64.9	62,364	22.8	2,565,585	65.1	73,430	23.7	Non EU countries
<b>Totali</b>	<b>3,948,400</b>	<b>100.0</b>	<b>272,979</b>	<b>100.0</b>	<b>3,943,610</b>	<b>100.0</b>	<b>310,207</b>	<b>100.0</b>	<b>Total</b>

Export value EU non EU Countries Year 2017



Export value Eu non EU Countries Year 2018

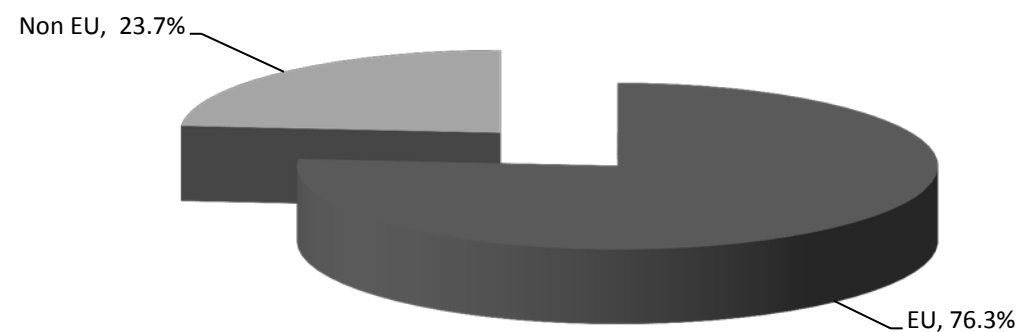


Tabela 13 Struktura e Eksporteve sipas vendeve BE

Table 13 Structure of Exports by EU Countries

Shtetet BE	2017				2018				EU Countries
	Volume Ton	Spc Weight %	Value mln/ lek	Spc Weight %	Volume Ton	Spc Weight %	Value mln/ lek	Spc Weight %	
Austria	11,932	0.9	1,799	0.9	14,378	1.0	1,912	0.8	Austria
Belgjike	1,981	0.1	601	0.3	2,376	0.2	410	0.2	Belgium
Bullgaria	21,830	1.6	3,058	1.5	20,358	1.5	2,938	1.2	Bulgaria
Qipro	205	0.0	9	0.0	802	0.1	28	0.0	Cyprus
Republika Ceke	7,935	0.6	2,329	1.1	6,702	0.5	4,520	1.9	Czech Republic
Gjermania	14,682	1.1	11,083	5.3	15,363	1.1	13,495	5.7	Germany
Danimarke	533	0.0	401	0.2	455	0.0	1,107	0.5	Denmark
Estonia	617	0.0	688	0.3	760	0.1	908	0.4	Estonia
Spanja	388,893	28.0	14,989	7.1	537,788	39.0	24,176	10.2	Spain
Finlanda	135	0.0	32	0.0	315	0.0	63	0.0	Finland
France	10,850	0.8	2,910	1.4	12,239	0.9	3,392	1.4	France
Britania e Madhe	1,291	0.1	480	0.2	4,836	0.4	1,145	0.5	Great Britain
Greqi	120,946	8.7	11,620	5.5	120,042	8.7	13,109	5.5	Greece
Kroacia	6,509	0.5	839	0.4	4,918	0.4	946	0.4	Croatia
Hungari	1,969	0.1	3,014	1.4	2,348	0.2	2,727	1.2	Hungary
Irlande	121	0.0	38	0.0	229	0.0	35	0.0	Ireland
Itali	665,933	48.0	145,927	69.3	450,951	32.7	148,933	62.9	Italy
Lituania	1,842	0.1	129	0.1	1,247	0.1	82	0.0	Lithuania
Luksemburg	167	0.0	112	0.1	5	0.0	2	0.0	Luxembourg
Letonia	540	0.0	64	0.0	265	0.0	34	0.0	Latvia
Malta	96,316	6.9	470	0.2	137,312	10.0	739	0.3	Malta
Hollande	4,683	0.3	1,275	0.6	16,426	1.2	4,003	1.7	Netherland
Polonia	4,435	0.3	840	0.4	3,234	0.2	924	0.4	Poland
Portugali	87	0.0	27	0.0	219	0.0	57	0.0	Portugal
Romania	16,246	1.2	4,689	2.2	15,590	1.1	4,770	2.0	Romania
Suedia	1,870	0.1	2,519	1.2	2,290	0.2	2,338	1.0	Sweden
Slovenia	2,205	0.2	377	0.2	4,595	0.3	3,383	1.4	Slovenia
Slovakia	1,805	0.1	296	0.1	1,982	0.1	602	0.3	Slovakia
<b>Totali BE</b>	<b>1,386,561</b>	<b>100.0</b>	<b>210,615</b>	<b>100.0</b>	<b>1,378,025</b>	<b>100.0</b>	<b>236,777</b>	<b>100.0</b>	<b>EU Total</b>

Tabela 14 Vlerat e Importeve sipas vendit të origjinës

Table 14 Value of Imports by country of origin

Në milion lek

Shtetet	Years										Countries
	2014		2015		2016		2017		2018		
	Value mln/Lek	Spc Weight %	Value mln/Lek	Spc Weight %	Value mln/Lek	Spc Weight %	Value mln/Lek	Spc Weight %	Value mln/Lek	Spc Weight %	
Italia	164,892	29.6	165,053	30.3	169,657	29.2	179,229	28.6	175,230	27.3	Italy
Turqia	38,910	7.0	43,770	8.0	45,617	7.9	50,790	8.1	54,188	8.4	Turkey
Kina	40,383	7.2	46,641	8.5	50,871	8.8	49,714	7.9	53,895	8.4	China
Greqia	52,086	9.3	42,709	7.8	45,737	7.9	49,902	8.0	52,148	8.1	Greece
Gjermani	33,144	5.9	36,516	6.7	55,229	9.5	50,965	8.1	49,846	7.8	Germany
Serbia	23,719	4.3	20,905	3.8	18,085	3.1	25,011	4.0	21,779	3.4	Serbia
Spanje	9,602	1.7	8,733	1.6	12,728	2.2	13,525	2.2	16,088	2.5	Spagnia
Rusia	11,748	2.1	12,113	2.2	10,911	1.9	11,787	1.9	12,654	2.0	Rusia
Franca	14,988	2.7	12,081	2.2	11,494	2.0	10,981	1.8	12,432	1.9	France
Rumania	6,103	1.1	6,093	1.1	7,048	1.2	7,603	1.2	10,650	1.7	Romania
Te tjera	162,193	29.1	150,953	27.7	153,325	26.4	177,820	28.3	183,924	28.6	Others
<b>Totali</b>	<b>557,767</b>	<b>100.0</b>	<b>545,567</b>	<b>100</b>	<b>580,703</b>	<b>100</b>	<b>627,327</b>	<b>100.0</b>	<b>642,834</b>	<b>100.0</b>	<b>Total</b>

Import's value by countries of origin (main partners year 2018)

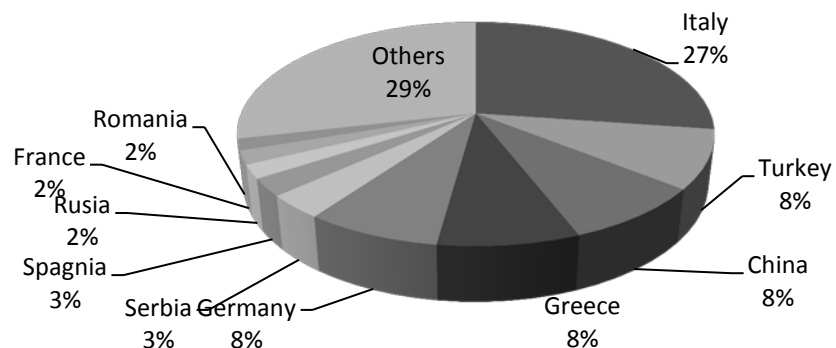


Tabela 15 Volumi i Importeve sipas vendit të origjinës

Table 15 Volume of Imports by country of origin

Në Ton

Shtetet	Years										Countries
	2014		2015		2016		2017		2018		
	Volume Ton	Spc Weight %	Volume Ton	Spc Weight %	Volume Ton	Spc Weight %	Volume Ton	Spc Weight %	Volume Ton	Spc Weight %	
Italia	954,793	23.6	968,927	25.3	924,401	22.7	932,329	21.8	792,933	17.7	Italy
Greqia	508,239	12.6	414,273	10.8	446,285	11.0	496,907	11.6	552,133	12.3	Greece
Rusia	394,990	9.8	358,094	9.4	298,142	7.3	331,398	7.7	367,117	8.2	Rusia
Turqia	239,855	5.9	278,421	7.3	315,949	7.8	320,654	7.5	337,188	7.5	Turkey
Serbia	257,570	6.4	251,906	6.6	269,939	6.6	329,945	7.7	332,983	7.4	Serbia
Macedonia	171,909	4.3	159,323	4.2	145,188	3.6	191,972	4.5	237,323	5.3	Macedonia
Kosove	147,381	3.6	132,013	3.5	124,007	3.0	183,421	4.3	194,615	4.3	Kosovo
Spanja	111,848	2.8	87,837	2.3	134,672	3.3	167,102	3.9	165,227	3.7	Spagnia
Kine	139,231	3.4	136,204	3.6	198,540	4.9	129,003	3.0	137,882	3.1	China
Gjermania	92,605	2.3	84,001	2.2	199,699	4.9	137,957	3.2	125,297	2.8	Germany
Te tjera	1,021,473	25.3	951,948	24.9	1,013,439	24.9	1,059,215	24.7	1,246,073	27.8	Others
<b>Totali</b>	<b>4,039,894</b>	<b>100.0</b>	<b>3,822,946</b>	<b>100.0</b>	<b>4,070,260</b>	<b>100</b>	<b>4,279,903</b>	<b>100.0</b>	<b>4,488,770</b>	<b>100.0</b>	<b>Total</b>

Import's volume by Country of Origin(main partners year 2018)

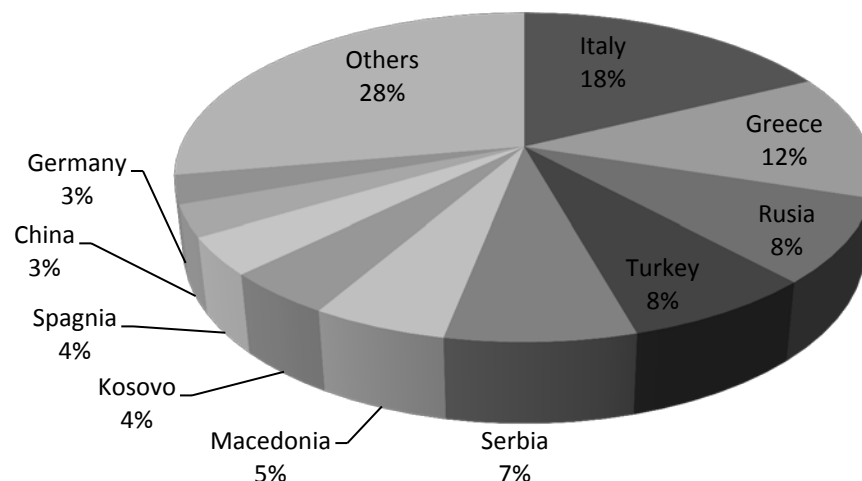




Tabela 16 Vlerat e Eksporteve sipas vendit te destinacionit  
Table 16 Value of Exports by country of destination

Në milion lekë

Shtetet	Years										Countries
	2014		2015		2016		2017		2018		
	Value mln Lek	Spc Weight %	Value mln Lek	Spc Weight %	Value mln Lek	Spc Weight %	Value mln Lek	Spc Weight %	Value mln Lek	Spc Weight %	
Italia	132,787	52.0	123,734	50.9	133,032	54.6	145,927	53.5	148,933	48.0	Italy
Kosova	18,670	7.3	20,923	8.6	16,613	6.8	20,892	7.7	27,031	8.7	Kosovo
Spanja	16,684	6.5	12,607	5.2	8,002	3.3	14,989	5.5	24,176	7.8	Spain
Gjermania	7,087	2.8	7,669	3.2	8,277	3.4	11,083	4.1	13,495	4.4	Germany
Greqi	8,862	3.5	9,532	3.9	11,114	4.6	11,620	4.3	13,109	4.2	Greece
Maqedoni	5,362	2.1	6,375	2.6	6,418	2.6	8,429	3.1	8,544	2.8	Macedonia
Serbia	1,613	0.6	3,199	1.3	4,700	1.9	4,831	1.8	8,031	2.6	Serbia
Kine	8,738	3.4	6,570	2.7	7,443	3.1	8,399	3.1	5,693	1.8	China
Mali I Zi	3,518	1.4	3,376	1.4	4,378	1.8	5,015	1.8	5,691	1.8	Monte Negro
USA	1,463	0.6	2,146	0.9	1,604	0.7	3,445	1.3	5,339	1.7	USA
Romania	879	0.3	1,322	0.5	3,367	1.4	4,689	1.7	4,770	1.5	Romania
Te tjera	49,577	19.4	45,794	18.8	38,589	15.8	33,660	12.3	45,397	14.6	Others
<b>Totali</b>	<b>255,241</b>	<b>100.0</b>	<b>243,246</b>	<b>100</b>	<b>243,538</b>	<b>100</b>	<b>272,979</b>	<b>100.0</b>	<b>310,207</b>	<b>100.0</b>	<b>Total</b>

Value of Export by country of destination Year 2018

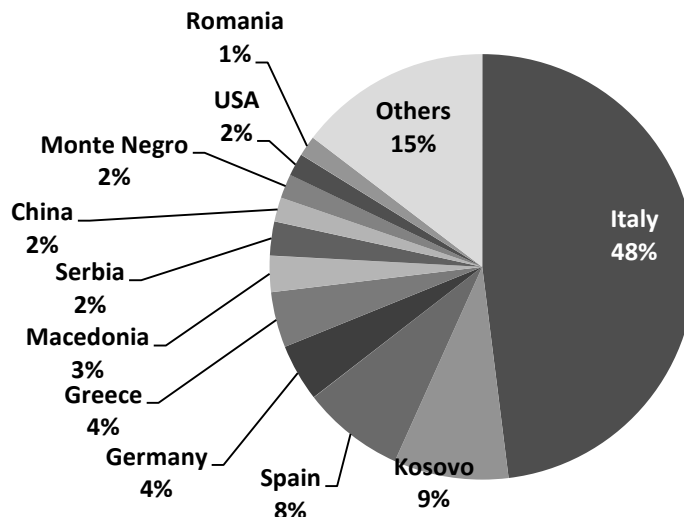


Tabela 17 Volumi i Eksporteve sipas vendit te destinacionit

Table 17 Volume of Export by country of destination

Në ton

Shtetet	Years										Countries
	2014		2015		2016		2017		2018		
	Volume Ton	Spc Weight %	Volume Ton	Spc Weight %	Volume Ton	Spc Weight %	Volume Ton	Spc Weight %	Volume Ton	Spc Weight %	
Kosova	983,025	22	1,068,475	25	837,800	21	988,277	25	1,026,270	26	Kosovo
Maqedonia	472,983	11	375,586	9	544,622	14	586,848	15	544,849	14	Macedonia
Spanja	275,532	6	312,341	7	172,225	4	388,893	10	537,788	14	Spain
Italia	743,425	17	661,372	16	643,135	16	665,933	17	450,951	11	Italy
Mali I Zi	227,524	5	235,778	6	284,181	7	347,371	9	421,354	11	Monte Negro
Kina	448,654	10	323,785	8	375,140	9	328,644	8	262,051	7	China
Serbi	88,231	2	91,916	2	98,409	2	110,292	3	162,221	4	Serbia
Malta	311,895	7	357,836	8	437,286	11	96,316	2	137,312	3	Malta
Greqi	112,549	3	124,150	3	155,164	4	120,946	3	120,042	3	Greece
Te tjera	819,160	18	692,761	16	411,238	10	314,878	8	280,773	7	Others
<b>Totali</b>	<b>4,482,977</b>	<b>100</b>	<b>4,244,000</b>	<b>100</b>	<b>3,959,199</b>	<b>100.00</b>	<b>3,948,400</b>	<b>100.0</b>	<b>3,943,610</b>	<b>100.0</b>	<b>Total</b>

Tabela 18 Vlera e Importeve sipas Kapitujve të S H  
Table 18 Value of Imports by H S Chapters

Kapitujt	Pershkrimi	Years				
		2014	2015	2016	2017	2018
01	Kafshe të gjalla	3,486	3,563	3,026	4,018	3,644
02	Mish dhe të brendshme të ngrenshme të kafsheve	6,567	7,210	5,461	5,671	5,538
03	Peshk, krustace, molusqe dhe jovertebrore të tjere ujore	3,629	4,964	5,781	8,221	8,334
04	Bulmet, vezet e zogjve, mjalti natyral, produktet e ngrenshme	2,488	2,780	3,062	3,063	3,307
05	Produkte me origjinë shtazore të paspecifikuara apo të	507	475	563	571	460
06	Peme dhe bime të tjera të gjalla; bulbet, rrenjet dhe të	602	696	843	1,066	956
07	Zaravatet dhe rrenjet dhe tuberet e ngrenshme	2,672	1,999	1,994	2,227	2,477
08	Frutat dhe arrat e ngrenshme; lekuret e agrumeve, shalqinjve	6,507	5,894	6,384	6,162	7,028
09	Kafe, çaj, mate dhe erza	3,323	3,898	4,017	4,228	4,064
10	Drithrat	12,260	12,173	10,264	9,513	11,009
11	Produkte të industrisë së bllojes, malti; niseshteja; inulina;	2,812	2,611	2,742	2,402	1,987
12	Farera vajore dhe fruta oleogjene (vajore); perzierje	689	759	893	862	813
13	Llaqet; gomat, rezinat dhe ekstrakte të tjera vegjetale	78	82	89	83	87
14	Materiale vegjetale që perdoen për thurje, produkte bimore	5	4	2	6	3
15	Dhjamra dhe vajra shtazore ose vegjetale dhe produktet e	6,335	6,549	6,400	6,028	5,504
16	Pergatitje të mishit, peshkut dhe krustaceve, mollusqeve dhe	1,894	2,094	2,034	1,948	2,064
17	Sheqernat dhe prodhimet prej sheqeri	4,610	4,158	5,065	5,551	3,307
18	Kakao dhe pergatitjet prej saj	2,091	2,153	2,502	2,477	2,690
19	Pergatitje prej drithrave, miellit, niseshtese ose qumeshtit;	7,370	7,308	7,969	8,191	8,084
20	Pergatitje prej zaravatesh, frutash, arrash dhe pjeseve të	2,403	2,956	3,339	3,696	4,100
21	Pergatitje të ndryshme të ngrenshme	4,947	5,376	5,668	5,991	6,247
22	Pijet, alkoolet dhe uthullat	8,668	9,824	11,277	12,836	13,303
23	Mbetjet dhe hedhurinat nga industria ushqimore; ushqim i	2,638	3,091	3,693	4,226	4,323
24	Duhani dhe zevendesues të fabrikuar të duhanit	7,453	6,360	7,469	7,810	7,361
25	Kripe; sulfur; dhe dhe gure; gelqere dhe cimento	4,138	3,447	2,888	4,217	3,643
26	Minerale, skorje dhe hi	539	90	8	36	79
27	Lende të djegshme minerale, vajra minerale dhe produkte të	85,970	56,784	47,267	61,810	64,794
28	Kimikate inorganike; komponime organike ose inorganike të	1,288	1,424	1,458	1,667	1,778
29	Kimikate organike	1,292	2,399	1,163	1,448	1,790
30	Produkte farmaceutike	21,123	19,297	21,309	24,767	23,800
31	Pleheruesit	3,926	4,490	4,593	3,687	3,202
32	Ekstraktet ngjyrosese dhe tanike; taninet dhe derivatet e	3,220	3,242	3,613	3,714	3,956
33	Esencat vajore dhe rezinoidet; pergatitjet e parfumerise,	5,805	6,303	6,779	7,056	7,363
34	Sapunet, agjentet me veprim të siperfaqshem, preparatet	6,511	6,541	7,261	7,350	6,945
35	Substanca albuminoze; amidon të modifikuar; ngjites;	1,136	1,163	1,278	1,417	1,418
36	Eksplozivët; prodhimet piroteknike, shkrepsët, lidhjet	562	537	575	682	811
37	Produktet fotografike ose kinematografike	239	273	257	255	277
38	Produkte të ndryshme kimike	6,036	5,336	5,106	5,319	5,089
39	Plastikat dhe prodhimet prej plastike	18,109	19,866	22,406	24,862	26,084
40	Goma dhe artikuj prej saj	3,807	4,082	4,371	4,777	5,283
41	Lekure të perpunuara ose jo (ndryshe nga ato të pelicerise,	13,645	14,859	16,281	17,723	17,635
42	Artikuj prej lekure; objekte të shalimit dhe të kalerimit; mallra	691	984	1,082	1,200	1,201
43	Gezofet dhe gezofet artificiale; artikuj prej tyre	16	88	63	69	64
44	Druri dhe artikuj prej druri; qymyr druri	7,769	7,391	9,002	8,531	9,270
45	Tapa dhe artikujt prej tape	10	12	25	24	21
46	Punimet e kashtes, kallamave, xunkthit	20	19	23	26	26
47	Pulp druri dhe lende të tjera celulozike fibroze; mbetje ose	208	232	246	249	248
48	Leter dhe karton; artikuj prej pulpit të letres, letres ose	13,546	12,752	12,740	13,286	13,938
49	Librat, gazetatat, revistat, pikturat dhe produkte të tjera të	975	1,081	1,051	1,107	1,325
50	Mendafshi	14	50	49	39	75
51	Leshi, qimet e kafsheve, qofte të butra apo të ashpra, qime	171	597	670	620	760
52	Pambuku	5,410	6,073	6,545	6,579	6,259
53	Fibra të tjera tekstile vegjetale; fill prej letre dhe pelhura të	89	115	184	278	380
54	Filamentet artificiale	3,242	3,634	4,411	5,042	5,456
55	Fibrat themelore të bera nga njerezit	4,282	4,007	4,157	4,627	4,520
56	Mbushjet, shajaku dhe pelhura të paendura; fijet speciale,	1,267	1,553	1,998	2,307	2,417
57	Qilimat dhe mbuluesit e tjere tekstile të dyshemese	925	851	968	979	834
58	Pelhurat speciale të endura, pelhurat tekstile me xhufka;	1,024	1,384	1,868	2,023	2,253
59	Pelhurat tekstile të ngopura, të veshura, të mbuluara apo	4,035	4,109	4,782	4,999	4,807
60	Pelhura të endura me një apo shumë fije	2,818	4,039	5,259	6,092	7,111
61	Artikuj të veshjes dhe plotesues të tyre, të thurura	12,468	12,564	14,898	17,204	17,352
62	Artikuj të veshjes dhe plotesues të tyre, të endura	12,147	13,634	15,329	16,541	16,156
63	Artikuj të tjere tekstile të gatshem; grupet e artikujve	2,430	2,667	2,905	3,223	3,390
64	Veshjet e kembeve, gjynjaket dhe të ngjashme me to, pjesët	12,308	13,268	14,850	15,536	15,316
65	Veshje të kokës dhe pjesë të tyre	300	515	621	672	719
66	Cadrat, cadrat e diellit, bastunet, kamzhiqet, dhe pjesët e tyre	272	319	458	329	313
67	Pendet dhe puplat e pergatitura dhe artikujt prej tyre; lulet	116	125	141	152	179
68	Artikujt prej guri, allcie, cimentoje, asbesti, mike dhe	2,864	2,866	3,108	3,264	3,563
69	Produkte qeramike	7,374	6,981	7,405	7,840	7,502
70	Qelqi dhe qelqurinat	3,036	3,225	3,066	3,247	3,736
71	Perlat natyrale dhe të kultivuara, gure të cmuar dhe gjysem	1,114	1,138	1,233	1,390	1,730
72	Hekuri dhe celiku	25,117	18,850	17,316	23,475	26,654
73	Artikuj prej hekurit dhe celikut	14,517	17,437	26,972	18,693	16,337
74	Bakri dhe artikujt prej tij	825	691	677	867	872
75	Nikeli dhe artikujt prej tij	17	24	14	32	13
76	Alumini dhe artikujt prej tij	7,513	7,921	8,681	9,419	9,579
78	Plumbi dhe artikujt prej tij	15	15	13	104	28
79	Zinku dhe artikujt prej tij	148	155	121	219	248
80	Kallaji dhe artikujt prej tij	5	11	13	10	17
81	Metale të tjere baze; metaloqeramikat (lidhjet e forta);	13	15	60	83	81
82	Instrumentet prerese dhe veglat e punes, thikat, luget,	1,561	1,256	1,752	1,724	1,853
83	Artikuj të ndryshem me metale baze	7,845	8,157	6,832	7,729	8,095
84	Reaktoret berthamore, ngrohësat e ujit, makineri dhe pajisje	38,461	43,525	49,819	48,007	51,647
85	Makina elektrike, pajisje makinash elektrike dhe pjesët e	31,945	38,967	41,216	43,082	43,914
86	Lokomotivat, vagonet hekurudhore; materiale për	58	31	240	220	267
87	Mjete transporti të ndryshme nga ato hekurudhore dhe pjesë	32,650	32,793	39,960	43,143	46,460
88	Aeroplanet, anijet kozmike, dhe pjesët e tyre	7,011	2,088	150	32	109
89	Anijet, barkat dhe struktura lundrimi	317	328	243	288	804
90	Instrumenta dhe aparature optike, fotografike,	5,619	6,764	6,373	7,804	8,297
91	Oret e të gjitha lojeve dhe pjesët e tyre	258	296	352	364	338
92	Instrumentet muzikore; pjesë dhe aksesore për këta artikuj	35	55	76	40	91
93	Armet dhe municionet; pjesë dhe aksesore të tyre	39	841	565	2,102	616
94	Orendi; orendi mjeksore ose kirurgjikale; shtrëter, dyshekët,	6,099	6,612	6,941	7,566	7,871
95	Lodrat, pajisjet për lojëra dhe sport; pjesë dhe aksesore të tyre	1,961	1,676	1,905	2,382	2,315
96	Artikuj të ndryshem të prodhuar	3,265	3,504	3,944	4,544	4,601
97	Veprat e artit, pjesë koleksionesh dhe antikitet	18	64	70	105	37
99	Dispozita për klasifikime të vecanta	136	110	105	182	129
<b>Totali</b>		<b>557,767</b>	<b>545,567</b>	<b>580,703</b>	<b>627,327</b>	<b>642,834</b>

Në milion lekë

DESCRIPTION
LIVE ANIMALS
MEAT AND EDIBLE MEAT OFFAL
FISH AND CRUSTACEANS, MOLLUSCS AND OTHER AQUATIC INVERTEBRATE
DAIRY PRODUCE; BIRDS' EGGS; NATURAL HONEY; EDIBLE PRODUCTS OF AN
PRODUCTS OF ANIMAL ORIGIN, NOT ELSEWHERE SPECIFIED OR INCLUDED
LIVE TREES AND OTHER PLANTS; BULBS, ROOTS AND THE LIKE; CUT FLOWE
EDIBLE VEGETABLES AND CERTAIN ROOTS AND TUBERS
EDIBLE FRUIT AND NUTS; PEEL OF CITRUS FRUIT OR MELONS
COFFEE, TEA, MATÉ AND SPICES
CEREALS
PRODUCTS OF THE MILLING INDUSTRY; MALT; STARCHES; INULIN; WHEAT
OIL SEEDS AND OLEAGINOUS FRUITS; MISCELLANEOUS GRAINS, SEEDS AND
LAC; GUMS, RESINS AND OTHER VEGETABLE SAPS AND EXTRACTS
VEGETABLE PLAITING MATERIALS; VEGETABLE PRODUCTS NOT ELSEWHERE
ANIMAL OR VEGETABLE FATS AND OILS AND THEIR CLEAVAGE PRODUCTS;
PREPARATIONS OF MEAT, OF FISH OR OF CRUSTACEANS, MOLLUSCS OR OF
SUGARS AND SUGAR CONFECTIONERY
COCOA AND COCOA PREPARATIONS
PREPARATIONS OF CEREALS, FLOUR, STARCH OR MILK; PASTRYCOOKS' PRO
PREPARATIONS OF VEGETABLES, FRUIT, NUTS OR OTHER PARTS OF PLANTS
MISCELLANEOUS EDIBLE PREPARATIONS
BEVERAGES, SPIRITS AND VINEGAR
RESIDUES AND WASTE FROM THE FOOD INDUSTRIES; PREPARED ANIMAL F
TOBACCO AND MANUFACTURED TOBACCO SUBSTITUTES
SALT; SULPHUR; EARTHS AND STONE; PLASTERING MATERIALS, LIME AND
ORES, SLAG AND ASH
MINERAL FUELS, MINERAL OILS AND PRODUCTS OF THEIR DISTILLATION; B
INORGANIC CHEMICALS; ORGANIC OR INORGANIC COMPOUNDS OF PRECI
ORGANIC CHEMICALS
PHARMACEUTICAL PRODUCTS
FERTILISERS
TANNING OR DYEING EXTRACTS; TANNINS AND THEIR DERIVATIVES; DYES,
ESSENTIAL OILS AND RESINOIDS; PERFUMERY, COSMETIC OR TOILET PREPA
SOAP, ORGANIC SURFACE-ACTIVE AGENTS, WASHING PREPARATIONS, LUB
ALBUMINOIDAL SUBSTANCES; MODIFIED STARCHES; GLUES; ENZYMES
EXPLOSIVES; PYROTECHNIC PRODUCTS; MATCHES; PYROPHORIC ALLOYS; C
PHOTOGRAPHIC OR CINEMATOGRAPHIC GOODS
MISCELLANEOUS CHEMICAL PRODUCTS
PLASTICS AND ARTICLES THEREOF
RUBBER AND ARTICLES THEREOF
RAW HIDES AND SKINS (OTHER THAN FURSKINS) AND LEATHER
ARTICLES OF LEATHER; SADDLERY AND HARNESS; TRAVEL GOODS, HANDBA
FURSKINS AND ARTIFICIAL FUR; MANUFACTURES THEREOF
WOOD AND ARTICLES OF WOOD; WOOD CHARCOAL
CORK AND ARTICLES OF CORK
MANUFACTURES OF STRAW, OF ESPARTO OR OF OTHER PLAITING MATERI
PULP OF WOOD OR OF OTHER FIBROUS CELLULOSIC MATERIAL; RECOVERE
PAPER AND PAPERBOARD; ARTICLES OF PAPER PULP, OF PAPER OR OF PAP
PRINTED BOOKS, NEWSPAPERS, PICTURES AND OTHER PRODUCTS OF THE
SILK
WOOL, FINE OR COARSE ANIMAL HAIR; HORSEHAIR YARN AND WOVEN FA
COTTON
OTHER VEGETABLE TEXTILE FIBRES; PAPER YARN AND WOVEN FABRICS OF
MAN-MADE FILAMENTS; STRIP AND THE LIKE OF MAN-MADE TEXTILE MAT
MAN-MADE STAPLE FIBRES
WADDING, FELT AND NONWOVENS; SPECIAL YARNS; TWINE, CORDAGE, RO
CARPETS AND OTHER TEXTILE FLOOR COVERINGS
SPECIAL WOVEN FABRICS; TUFTED TEXTILE FABRICS; LACE; TAPESTRIES; TR
IMPREGNATED, COATED, COVERED OR LAMINATED TEXTILE FABRICS; TEXT
KNITTED OR CROCHETED FABRICS
ARTICLES OF APPAREL AND CLOTHING ACCESSORIES, KNITTED OR CROCHE
ARTICLES OF APPAREL AND CLOTHING ACCESSORIES, NOT KNITTED OR CRO
OTHER MADE-UP TEXTILE ARTICLES; SETS; WORN CLOTHING AND WORN T
FOOTWEAR, GAITERS AND THE LIKE; PARTS OF SUCH ARTICLES
HEADGEAR AND PARTS THEREOF
UMBRELLAS, SUN UMBRELLAS, WALKING STICKS, SEAT-STICKS, WHIPS, RID
PREPARED FEATHERS AND DOWN AND ARTICLES MADE OF FEATHERS OR O
ARTICLES OF STONE, PLASTER, CEMENT, ASBESTOS, MICA OR SIMILAR MAT
CERAMIC PRODUCTS
GLASS AND GLASSWARE
NATURAL OR CULTURED PEARLS, PRECIOUS OR SEMI-PRECIOUS STONES, P
IRON AND STEEL
ARTICLES OF IRON OR STEEL
COPPER AND ARTICLES THEREOF
NICKEL AND ARTICLES THEREOF
ALUMINIUM AND ARTICLES THEREOF
LEAD AND ARTICLES THEREOF
ZINC AND ARTICLES THEREOF
TIN AND ARTICLES THEREOF
OTHER BASE METALS; CERMETS; ARTICLES THEREOF
TOOLS, IMPLEMENTS, CUTLERY, SPOONS AND FORKS, OF BASE METAL; PA
MISCELLANEOUS ARTICLES OF BASE METAL
NUCLEAR REACTORS, BOILERS, MACHINERY AND MECHANICAL APPLIANCES
ELECTRICAL MACHINERY AND EQUIPMENT AND PARTS THEREOF; SOUND F
RAILWAY OR TRAMWAY LOCOMOTIVES, ROLLING STOCK AND PARTS THEREOF
VEHICLES OTHER THAN RAILWAY OR TRAMWAY ROLLING STOCK, AND PARTS
AIRCRAFT, SPACECRAFT, AND PARTS THEREOF
SHIPS, BOATS AND FLOATING STRUCTURES
OPTICAL, PHOTOGRAPHIC, CINEMATOGRAPHIC, MEASURING, CHECKING, F
CLOCKS AND WATCHES AND PARTS THEREOF
MUSICAL INSTRUMENTS; PARTS AND ACCESSORIES OF SUCH ARTICLES
ARMS AND AMMUNITION; PARTS AND ACCESSORIES THEREOF
FURNITURE; BEDDING, MATTRESSES, MATTRESS SUPPORTS, CUSHIONS AND
TOYS, GAMES AND SPORTS REQUISITES; PARTS AND ACCESSORIES THEREOF
MISCELLANEOUS MANUFACTURED ARTICLES
WORKS OF ART, COLLECTORS' PIECES AND ANTIQUES
PROVISIONS FOR SPECIAL CLASSIFICATIONS







Tabela Nr 22 Përshkrimet e seksioneve të S H  
Table No 22 Descriptions of H S Sections

Sections	Description	Chapters
I	Kafshet e gjalla produktet me origjine prej kafsheve	1-5.
II	Produktet vegjetale	6-14.
III	Vajra dhe dhjamra kafshore apo vegjetale etj	15
IV	Ushqime te pergatitura , pijet , uthullat,duhanet etj	16-24.
V	Produktet minerale	25-27.
VI	Produktet e industrise kimike dhe te industrise te lidhjeve	28-38.
VII	Plastikat dhe artikujt prej tyre gomat dhe artikujt prej saj	39-40.
VIII	Lekurat ,gezofet mallrat e udhetimit,cantat etj	41-43.
IX	Druri dhe artikujt prej tij qymyri, prodhimet e kashtes xunkth etj	44-46.
X	Brumi i drurit letra kartoni etj	47-49.
XI	Tekstilet dhe artikujt prej tyre	50-63.
XII	Veshjet e kembeve,kokes,cadrat,bastunet puplat,lulet artificialeetj	64-67.
XIII	Artikuj guri ,allcie.cimentoje,asbesti,qelqi,prodhimet e tij	68-70.
XIV	Perlat natyrale apo te kultivuara , guret e cmuar , gjysem te cmuar ,metalet e cmuar ,monedha etj	71
XV	Metalet baze dhe artikujt prej metaleve baze	72-83.
XVI	Makineri dhe pajisje mekanike,elektrike,regjistruesit dhe riprodhuesit e tingujve ,imazhit televiziv etj	84-85.
XVII	Mjetet e transportit,avionet,anijet, pajisjet e tyre	86-89.
XVIII	Instrumentat dhe aparatet optike,fotografike, kinematografike,mjekesore, instrumentat muzikore etj	90-92.
XIX	Armet dhe municionet ,pjeset dhe plotesuesit etj	93
XX	Artikujt e ndryshem te prodhuar	94-96.
XXI	Veprat e artit ,koleksionet ,antikat	97-98.



Tabela 23 Importi Total sipas Procedurave

Table 23 Total Import by Procedure

Procedures	Description	2017		2018		Description
		Volume/Ton	Value/mln lek	Volume/Ton	Value/mln lek	
4000	Import per konsum direkt pa procedure te meparshme	3,290,579	434,710	3,175,273	415,304	definitive import without previous procedure
4041	Import per konsum pas RPA me rimbursim	964	289	1,033	186	import after inward processing with drawback
4051	Import per konsum pas RPA me pezullim	18,289	588	34,507	1,731	import after inward processing with suspension
4053	Import per konsum pas RLP me perjashtim te plote	226	46	301	72	import after temporary importation with total exemption
4055	Import per konsum pas RLP me perjashtim te pjesshem	633	333	733	301	import after temporary importation with partial exemption
4056	Import per konsum pas ekspozitave ose panairëve	3	5	5	5	import after exhibitions or fairs
4071	Import per konsum pas magazinimit doganor	123,048	20,559	146,831	23,774	import after customs warehousing regime
4078	Import per konsum pas vendosjes ne zone ose magazine te lire	340,320	21,826	407,620	29,030	import after free warehousing or free zones
4091	Import per konsum pas perpunimit nen kontrollin doganor	467	459	417	381	import after processing under customs control
4100	Import per konsum per RPA me rimbursim	2,869	875	1,203	321	import after inward processing with drawback
4200	Import per konsum i mallrave te perjashtuara pa procedure te meparshme	17,551	6,205	18,080	15,490	import of exempted goods without previous procedure
4253	Import per konsum me perjashtim nga taksat per RLP	168	615	438	427	import of exempted goods after temporary importation
4255	Hedhje per konsum me perjashtim pas RLP me perjashtim te pjesshem	0	2	1	3	consumption relise except after temporary admission regime with partial suspension
4271	Import per konsum i mallrave te perjashtuara pas magazines doganore	183	337	896	598	import of exempted goods after customs warehousing
4278	Import per konsum i mallrave te perjashtuara pas magazines se lire	3,311	252	3,161	311	import of exempted goods after free warehouse
4700	Qarkullim i lire me akcise te pezulluar	27,696	7,484	29,615	7,399	free circulation with Excise suspended
4751	Qarkullim i lire me akcise te pezulluar pas RPA me pezullim	0	0	216	16	free circulation with Excise suspended after inward processing with drawback
4771	Qarkullim i lire me akcise te pezulluar pas magazinimit doganor	22	10	550	194	free circulation of Excise suspended after customs storage
4778	Qarkullim i lire me akcise te pezulluar pas magazines se lire	170,555	11,169	207,059	15,441	free flow with akcise suspended after free warehouse
4900	Import paraprak mallrave PP, Shkembim standart i garantuar	2	20	2	4	import of outward processing, standart exchange
5100	Import i perkohshem per RPA me pezullim	291,159	121,709	483,180	133,166	temporary importation for inward processing, suspension
5151	Transferim i mallrave apo produkteve kompesuese nga RPA tek nje tjetër	16,385	5,497	18,276	5,616	transferral of goods among two inward processing regims
5171	Import per RPA pas magazinimit doganor	3,715	166	1,810	160	temporary importation for inward processing, after customs warehousing
5178	Futja e mallrave me RPA me pezullim nga magazina e lire	2,155	136	2,249	153	Introducing of suspension RPA goods from free warehouse
5300	Import i perkohshem per RLP me perjashtim te plote	21,179	11,639	21,982	10,717	temporary importation with total exemption
5353	Transferim i RLP me perjashtim te plote nga nje mbajtës tek nje tjetër	168	137	455	85	transfer of temporary admission regime with total exemption from a carrier to another
5356	Import perkohshem me perjashtim te plote pas ekspozitave ose panairëve	3	1,535	0	0	temporary importation with total exemption after exhibitions or fairs
5371	Import i perkohshem perjashtim i plote pas magazinimit doganor	86	226	138	212	temporary importation with total exemption after customs warehousing
5500	Import i perkohshem per RLP me perjashtim te pjesshem	4,287	2,736	5,475	3,603	temporary importation with partial exemption
5553	RLP me perjashtim te pjesshem pas RLP me perjashtim te plote	347	33	2	7	RLP with partial exception after of RLP with full exception
5555	Transferim nga mbajtësi tek persona te tjere i RLP me perjashtim te pjesshem	67	20	35	48	transfer from the holder to other people's RLP partial suspension
5571	Import per RLP me perjashtim te pjesshem pas magazines doganore	80	43	489	815	Import for RLP partial suspension after customs warehouse
5600	Import i perkohshem per ekspozita pa procedure te meparshme	99	82	92	209	temporary importation for exhibitions or fairs without previous procedure
5671	Import i perkohshem per ekspozite pas magazinimit doganor	2	2	2	4	temporary import for exhibition after customs warehouse
6121	Ri-Importim i mallrave ne RPP	3,516	209	3,195	248	re importation under outward processing
6221	Operacione perpunimi ne vend te huaj	1	15	5	30	processing operations in a foreign country
6323	Ri-Importim i mallrave te rikthyera pa ndryshime	2,474	506	3,920	556	re importation of the returned goods without changes
6378	Ri importim i mallrave shqiptare nga magazina e lire	1,621	65	0	0	re importation of albanian goods from free warehouse
6525	Ri-Importim i mallrave te eksportuar per riparime	749	276	872	278	re importation of the repaired goods
6571	Riimportim nga eksporti per riparime pas magazinimit doganor	45	4	25	6	re-importation from export for repairs after customs warehousing
6910	Rikthim i mallrave te eksportuara definitivisht	1,629	242	6,516	390	re importation of exported goods (ex 1)
9100	Vendosje nen perpunim doganor pa procedure te meparshme	421	406	50	43	processing under customs control without previous procedure
9171	Perpunim nen kontroll doganor pas magazinimit doganore	13	25	2	3	processing under customs control after customs warehousing
9300	Asgjesimi i mallrave nen kontroll doganor	133	6	4	1	destruction of goods under processing under customs control regime
9341	Shkatërrim i mallrave pas RPA me rimbursim	6	0	0	0	destruction of goods after inward processing / drawback
9351	Shkatërrim i mallrave qe kane qene ne RPA pezullim	16,267	43	26,635	59	destruction of goods after inward processing / suspension
9353	Shkatërrim i mallrave pas RLP me perjashtim te plote	29	3	47	0	destruction of goods after temporary admission with exemption
9400	Braktisja e mallrave pa procedure te meparshme	7	3	72	6	abandonment of goods without previous procedure
9451	Braktisja e mallrave pas RPA	3	7	0	0	abandonment of goods after inward processing
9471	Braktisje e mallrave pas regjimit te magazinimit doganor	0	0	0	0	abandonment of goods after customs warehousing regime
9678	Sistemim situatë pas hyrjes se mallrave ne magazine te lire	3,202	215	10,137	553	collation situation after entry of goods in free warehouse
9778	Diferenca ne matje ne magazine te lire	989	38	1,976	33	the difference in measurements in a free warehouse
9941	Firo natyrore ose teknike e mallrave qe kane qene ne RPA perjashtim	3	0	0	0	natural or technical losses of inward processing / exemption
9951	Firo natyrore ose teknike e mallrave qe kane qene ne RPA pezullim	16,447	24	18,687	42	natural or technical losses of inward processing / suspension
9971	firo natyrore ose teknike e mallrave qe kane qene ne Magazine Doganore	13	1	10	1	Natural or technical expected losses of the goods that were in the Customs Warehouse
9978	Firo natyrore ose teknike e mallrave qe kane qene ne Mag te Lire	185	14	177	10	natural or technical losses of goods in free warehousing
<b>Totali</b>		<b>4,384,369</b>	<b>651,847</b>	<b>4,634,454</b>	<b>668,037</b>	

Tabela Nr 24 Eksporti Total sipas Procedurës

Table No 24 Total Export by Procedure

Procedura	Përshkrimi	2017		2018		Description
		Volume/Ton	Value/mln lek	Volume/Ton	Value/mln lek	
1000	Eksport definitiv direkt	3,691,253	104,787	3,555,460	124,557	definitiv export
1021	Ekport defenitiv pas exportit te perkohshem	0	1	-	-	definitiv export after temporary export
1023	Eksport definitiv pas eksportit te perkohshem per kthim pa ndryshime	143	52	33	13	definitive export after temporary exportation for return without changes
1025	Eksport definitiv pas eksportit te perkohshem per riparime	8	17	24	18	definitive export after temporary exportation for repair
1051	Eksport pas RPA me pezullim	14	38	0	1	export after inward processing suspension
1053	Eksport pas RLP me perjashtim te plote	-	-	-	-	definitive export after temporary importation with total exemption
1055	Eksport pas RLP me perjashtim te pjesshem	-	-	207	177	definitive export after temporary importation with partial exemption
1072	Eksport i mallrave shqiptare qe kane qene ne MagDog	8	10	10	15	definitive export of albanian goods after customs warehousing
2100	Eksport i perkohshem per RPP direkt pa procedure te meparshme	3,675	578	2,899	393	temporary exportation for outward processing, without previous procedure
2151	Eksport i perkohshem per regjimin e perpunimit pasiv	28	43	19	48	temporary exportation for outward processing
2300	Eksport i perkohshem per kthim pa ndryshime pa procedure te meparshme	3,086	880	3,878	453	temporary exportation for return without changes without previous procedure
2500	Eksport i perkohshem i mallrave shqiptare per riparime	588	818	850	868	temporary exportation of albanian goods for repair
2553	Eksport i perkohshem per riparime i mallrave qe jane ne RLP	162	118	87	49	temporary exportation for repair of the goods under temporary importation
2555	Eksport i perkohshem per riparime i mallrave qe jane ne RLP perjashtim i pjeshsem	8	7	36	18	temporary exportation for repair of the goods under temporary importation partial exemption
2571	Exp perk per riparime i mallrave qe ndodhen ne magazine doganore	-	-	2	42	temporary exportation of goods under customs warehousing regime
3100	Kthim ne origjine pa procedure te meparshme	5,708	1,537	1,936	515	return to origine country without previous procedure
3140	Riekportim pas Importimit per konsum te brendshem	4,126	249	3,698	275	reexport after definitive import
3141	Ri-eksportim pas RPA me rimbursim	1,340	517	1,048	416	re export after inward processing with drawback
3147	Ri-eksportim pas qarkullimit te lire me akcise te pezulluar	-	-	5	17	re export after free circulation with excise suspended
3151	Ri-eksportim pas RPA me pezullim	242,097	165,151	378,484	183,956	re export after inward processing with suspension
3153	Ri-eksportim pas Importimit me RLP me perjashtim te plote	19,153	10,759	20,000	11,013	re export after temporary importation with total exemption
3155	Ri-eksportim pas RLP me perjashtim te pjesshem	5,761	3,322	4,826	2,954	re export after temporary importation with partial exemption
3156	Ri-eksportim pas ekspozitave ose panairave	94	1,593	86	156	re export after exhibitions or fairs
3171	Ri-eksportim pas hyrjes ne MagDog i mallrave jo shqiptare	38,587	7,818	46,722	9,327	re exportation of non albanian goods under customs warehousing regime
3178	Ri-eksportim pas vendosjes ne magazina ose zona te lira	974,160	43,499	1,034,294	53,106	re exportation after customs warehousing or free zones
<b>Total</b>		<b>4,990,000</b>	<b>341,793</b>	<b>5,054,604</b>	<b>388,387</b>	

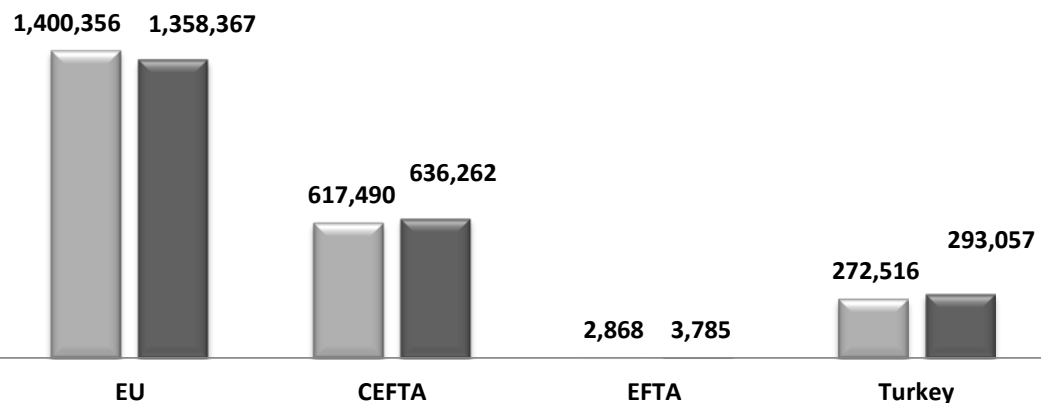
Tabela 25 Marrëveshjet e Tregtisë të Lirë Import

Table 25 Free Trade Agreements Import

Grupimet	2017				States	2018			
	MTL Volume/Ton	MTL Value/mln lek	Total Volume/Ton	Total Value/mln lek		FTA Volume/Ton	FTA Value/mln lek	Total Volume/Ton	Total Value/mln lek
BE	1,400,356	226,944	2,096,128	386,387	EU	1,358,367	224,159	2,091,166	391,443
CEFTA	617,490	28,534	833,153	49,396	CEFTA	636,262	27,967	875,647	45,173
EFTA	2,868	923	14,055	13,782	EFTA	3,785	796	16,678	10,929
Turqia	272,516	42,474	320,654	50,790	Turkey	293,057	45,165	337,188	54,188
<b>Totali</b>	<b>2,293,230</b>	<b>298,875</b>	<b>3,263,990</b>	<b>500,355</b>	<b>Totals</b>	<b>2,291,472</b>	<b>298,087</b>	<b>3,320,678</b>	<b>501,732</b>

FTA Goods Import / Volume Ton 2017-2018

■ FTA Volume 2017 ■ FTA Volume 2018



FTA Goods Import / Value mln Lek 2017-2018

■ FTA Value 2017 ■ FTA Value 2018

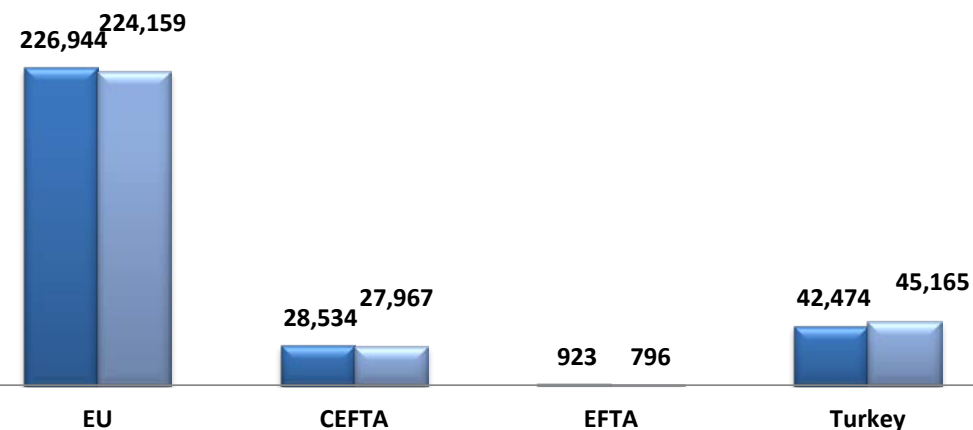


Tabela 26 Marrëveshjet e Tregtisë së Lirë Eksport

Table 26 Free Trade Agreements Export

Grupimet	2017				States	2018			
	MTL Volume/Ton	MTL Value/mln lek	Total Volume/Ton	Total Value/mln lek		FTA Volume/Ton	FTA Value/mln lek	Total Volume/Ton	Total Value/mln lek
BE	439,881	136,363	1,386,561	210,615	EU	407,089	145,858	1,378,025	236,777
CEFTA	1,222,945	25,831	2,054,574	40,521	CEFTA	1,330,300	30,795	2,173,856	50,741
EFTA	241	70	23,544	1,352	EFTA	452	190	8,485	2,985
Turqia	7,016	1,266	17,138	2,132	Turkey	4,595	1,081	23,697	2,153
<b>Totali</b>	<b>1,670,085</b>	<b>163,530</b>	<b>3,481,817</b>	<b>254,620</b>	<b>Totals</b>	<b>1,742,436</b>	<b>177,924</b>	<b>3,584,064</b>	<b>292,655</b>

