



**General Directorate of Customs
Fiscal Analyses Unit**

**BULETINI I TREGTISË SË JASHTME
Janar - Dhjetor 2015**

**BULLETIN OF FOREIGN TRADE
January - December 2015**

Tel ++ 355 4 2 264 913

Nr	Permbajtja
Pjesa e I-re	Tabelat e Importit mujor dhe progresiv
Tabela 1	Vlerat e Importit Janar - Dhjetor 2011-2015 / Ne mln leke
Tabela 2-2/1	Vlerat e Importit Janar - Dhjetor 2011-2015 / Ne mln Euro/ne mln \$
Tabela 3	Volumi I Importit ne peshe neto Janar - Dhjetor 2011-2015 / Ne Ton
Pjesa e II-te	Tabelat e Eksportit mujor dhe progresiv
Tabela 4	Vlerat e Eksportit Janar - Dhjetor 2011-2015 / Ne mln leke
Tabela 5-5/1	Vlerat e Eksportit Janar - Dhjetor 2011-2015 / Ne mln Euro; Ne mln \$
Tabela 6	Volumi I Eksportit ne peshe neto Janar - Dhjetor 2011-2015 / Ne Ton
Pjesa III-te	Kurset e kembimit 2011-2015
Tabela 7	Kursi I kembimit te Dollarit kundrejt Lekut Janar - Dhjetor 2011-2015
Tabela 8	Kursi I kembimit te Euros kundrejt Lekut Janar - Dhjetor 2011-2015
Pjesa e IV-t	Diferencat Eksport-Import
Tabela 9	Vlerat Eksport-Import-diference Janar - Dhjetor 2011-2015 / Ne mln Leke
Tabela 9/1-9/2	Vlerat Eksport-Import-diference Janar - Dhjetor 2011-2015 / Ne mln Euro; Ne mln \$
Pjesa e V-te	Struktura e Import-Eksporteve sipas shteteve
Tabela 10	Struktura e Importeve BE-Jo BE Janar - Dhjetor 2014-2015
Tabela 11	Struktura e Importeve BE Janar - Dhjetor 2014-2015 (e detajuar)
Tabela 12	Struktura e Eksporteve BE-Jo BE Janar - Dhjetor 2014-2015
Tabela 13	Struktura e Eksporteve BE Janar - Dhjetor 2014-2015 (e detajuar)
Tabela 14	Vlerat e Importeve sipas vendit te Origjines Janar - Dhjetor 2011-2015 / Ne mln leke
Tabela 15	Volumi I Importeve sipas vendit te Origjines Janar - Dhjetor 2011-2015 / Ne Ton
Tabela 16	Vlerat e Eksportit sipas vendit te Destinacionit Janar - Dhjetor 2011-2015 / Ne mln leke
Tabela 17	Volumi i Eksportit sipas vendit te Destinacionit Janar - Dhjetor 2011-2015 / Ne Ton
Pjesa VI-te	Struktura e Import Eksporteve sipas Kapitujve HS
Tabela 18	Importi sipas Kapitujve te HS Janar - Dhjetor 2011-2015 / Ne mln leke
Tabela 19	Importi sipas Kapitujve te HS Janar - Dhjetor 2011-2015 / Ne Ton
Tabela 20	Eksporti sipas Kapitujve te HS Janar - Dhjetor 2011-2015 / Ne mln leke
Tabela 21	Eksporti sipas Kapitujve te HS Janar - Dhjetor 2011-2015 / Ne Ton
Tabela 22	Perskrimi I Seksioneve HS
Pjesa VII-te	Struktura e Import Eksporteve sipas Tipeve dhe Procedurave
Tabela 23	Importi sipas Procedurave Janar - Dhjetor 2014-2015 Volumi/Ton Vlerat/mln leke
Tabela 24	Eksporti sipas Procedurave Janar - Dhjetor 2014-2015 Volumi/Ton Vlerat/mln leke
Pjesa VIII-te	Mareveshje dy ose shume paleshe
Tabela 25	Marreveshja e Treg. se Lire (Imp)sipas shteteve Janar - Dhjetor 2014-2015 Vol/Ton VI/ mln leke
Tabela 26	Marreveshja e Treg. se Lire (Exp)sipas shteteve Janar - Dhjetor 2014-2015 Vol/Ton VI/ mln leke

No	Table of Contents
First Part	Monthly and progressive Import tables
Table 1	Monthly and progressive import Values January - December 2011-2015 / mln leks
Table 2-2/1	Import Values January - December 2011-2015 / mln USD and mln/Euro
Table 3	Import Volume January - December 2011-2015 / Ton
Second Part	Monthly and progressive Export tables
Table 4	Monthly and progressive Export Values January - December 2011-2015 / mln lek
Table 5-5/1	Export Values January - December 2011-2015 / mln USD and mln/Euro
Table 6	Exporty Net weight January - December 2011-2015 / Ton
Third Part	Exchange Rate 2011-2015
Table 7	Exchange rate USD/lek January - December 2011-2015
Table 8	Exchange rate Euro/leks January - December 2011-2015
Fourth Part	Eksport-Import Differences
Table 9	Import-Export Values (Differences) January - December 2011-2015 / mln leks
Table 9/1-9/2	Import-Export Values (Differences) January - December 2011-2015 / mln USD, mln Euro
Fifth Part	Import-Export Structure by Countries
Table 10	Import Structure EU non EU January - December 2014-2015
Table 11	Import Structure EU January - December 2014-2015 (detailed)
Table 12	Export Structure EU non EU January - December 2014-2015
Table 13	Export Structure EU January - December 2014-2015 (detailed)
Table 14	Import Value January - December 2011-2015 / mln leks (by Country of Origin)
Table 15	Import Volume January - December 2011-2015 / Ton (by Country of Origin)
Table 16	Export Value January - December 2011-2015 / mln lek (by Country of Destination)
Table 17	Export Volume January - December 2011-2015 / Ton (by Country of Destination)
Sixth Part	Import-Export Structure by HS Chapter
Table 18	Import by Chapter January - December 2011-2015 / mln leks
Table 19	Import by Chapter January - December 2011-2015 /Ton
Table 20	Export by Chapter January - December 2011-2015 / mln lek
Table 21	Export by Chapter January - December 2011-2015 /Ton
Table 22	HS Sections Description
Seventh Part	Import-Export Structure by Type of Procedure
Table 23	Import by Total Procedure January - December 2014-2015 Volume/Ton Value/mln lek
Table 24	Export by Total Procedure January - December 2014-2015 Volume/Ton Value/mln lek
Eighth Part	Bilateral and Multilateral Agreements
Table 25	Free Trade Agreement (Imp)by countries January - December 2014-2015 Vol/Ton VI/ mln lek
Table 26	Free Trade Agreement (Exp)by countries January - December 2014-2015 Vol/Ton VI/ mln lek

Tabela 1 Vlerat e Importeve në mln lekë

Table 1 Value of Imports in mln lek

Në milion lekë

Muajt	2011	2012	2013	2014	2015	Months
Janar	35,156	37,057	34,177	37,150	35,272	January
Shkurt	37,850	37,519	33,314	39,502	39,215	February
Mars	42,998	44,290	38,595	42,613	44,327	March
Prill	45,703	40,061	41,505	46,266	43,778	April
Maj	46,306	44,639	45,267	48,563	44,547	May
Qershor	46,638	46,179	41,615	48,852	48,953	June
Korrik	47,772	47,711	48,857	47,576	52,347	July
Gusht	46,291	45,776	42,116	44,743	40,317	August
Shtator	45,564	46,940	42,136	47,453	44,121	September
Tetor	47,345	46,630	46,802	52,507	50,360	October
Nentor	47,212	45,738	44,223	48,024	48,993	November
Dhjetor	55,957	46,829	55,252	54,272	53,159	December
Totali	544,792	529,368	513,859	557,522	545,386	Total

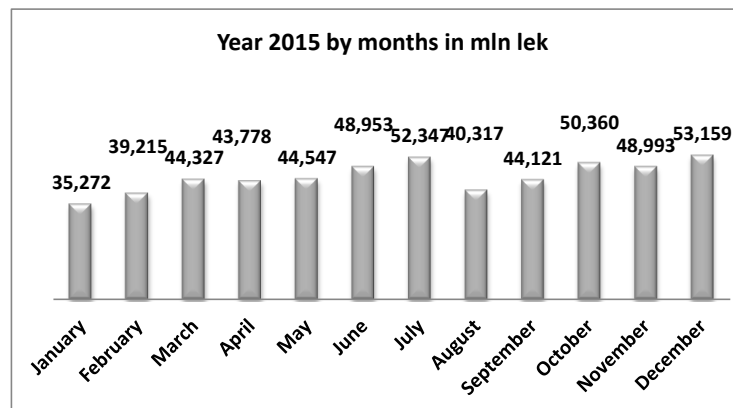
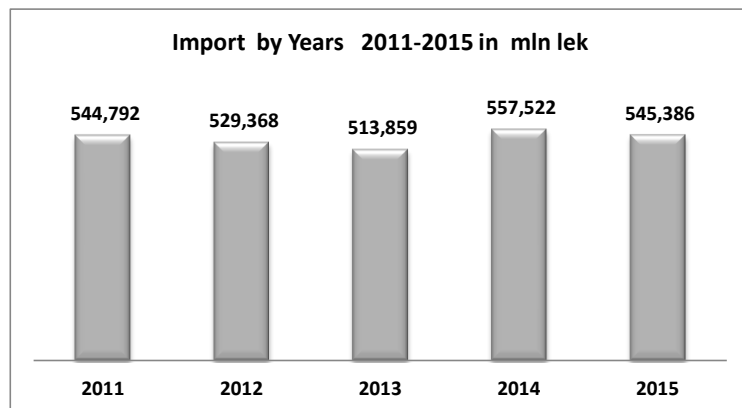


Tabela 2 Vlerat e Importeve në mln Euro

Table 2 Values of Imports in mln Euro

Në milion Euro

Muajt	2011	2012	2013	2014	2015	Months
Janar	253.3	266.7	244.8	265.0	251.7	January
Shkurt	271.7	270.1	238.7	281.3	280.7	February
Mars	307.3	316.2	276.3	304.1	315.8	March
Prill	325.1	285.4	296.7	329.8	311.9	April
Maj	325.2	318.1	321.7	346.7	317.0	May
Qershor	328.2	332.0	296.3	349.3	347.2	June
Korrik	337.8	345.3	346.6	339.2	373.1	July
Gusht	330.2	333.4	300.4	321.8	288.8	August
Shtator	324.4	339.6	301.0	340.3	315.8	September
Tetor	335.9	332.6	331.1	375.3	361.3	October
Nentor	333.1	327.1	315.6	344.8	352.0	November
Dhjetor	400.4	334.8	394.0	387.4	384.8	December
Totali	3,872.7	3,801.2	3,663.2	3,985.0	3,900.1	Total

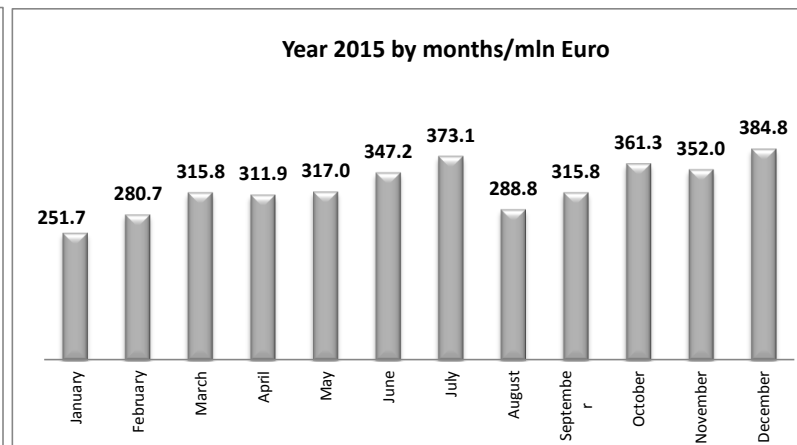
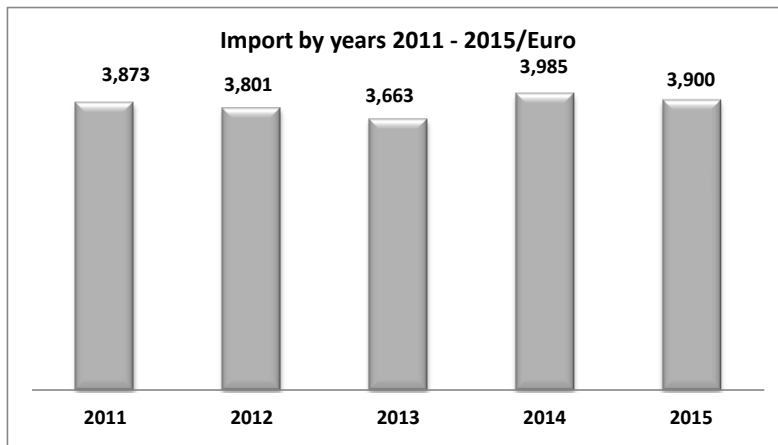


Tabela 2/1 Vlerat e Importeve në mln USD

Table 2/1 Values of Imports in mln USD

Në milion USD

Muajt	2011	2012	2013	2014	2015	Months
Janar	338	345	323	365	299	January
Shkurt	371	356	323	381	318	February
Mars	425	425	362	420	355	March
Prill	461	381	380	454	335	April
Maj	477	421	420	479	355	May
Qershor	473	413	385	476	381	June
Korrik	489	434	452	463	417	July
Gusht	472	409	399	431	316	August
Shtator	453	426	399	448	354	September
Tetor	454	430	447	474	405	October
Nentor	466	425	431	434	388	November
Dhjetor	532	434	536	483	408	December
Totali	5,411	4,899	4,858	5,307	4,330	Total

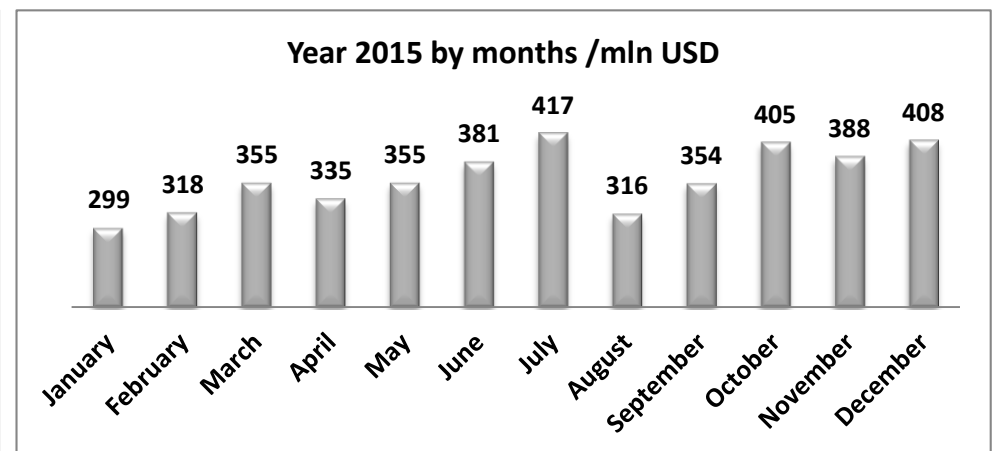
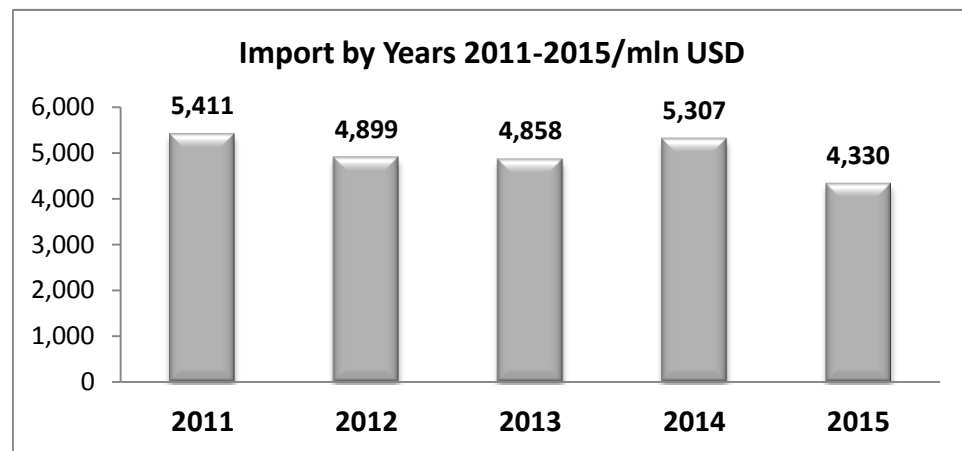




Tabela 3 Volumi i Importeve në Peshë Neto

Table 3 Volume of Import in Net Mass

Ton

Muajt	2011	2012	2013	2014	2015	Months
Janar	296,284	255,391	237,125	277,099	261,475	January
Shkurt	341,683	240,016	240,015	272,562	375,182	February
Mars	387,123	337,223	267,753	285,956	279,002	March
Prill	380,305	318,750	297,795	298,891	293,833	April
Maj	376,670	336,973	362,497	364,348	365,205	May
Qershor	372,569	372,383	325,166	345,468	346,627	June
Korrik	377,794	357,303	388,439	346,337	373,321	July
Gusht	434,676	379,143	393,730	352,438	345,121	August
Shtator	389,070	401,180	377,825	406,037	317,471	September
Tetor	374,259	371,448	360,570	376,495	332,941	October
Nentor	343,401	339,740	319,234	346,173	327,995	November
Dhjetor	388,216	286,965	361,308	368,109	333,173	December
Totali	4,462,050	3,996,515	3,931,457	4,039,913	3,951,347	Total

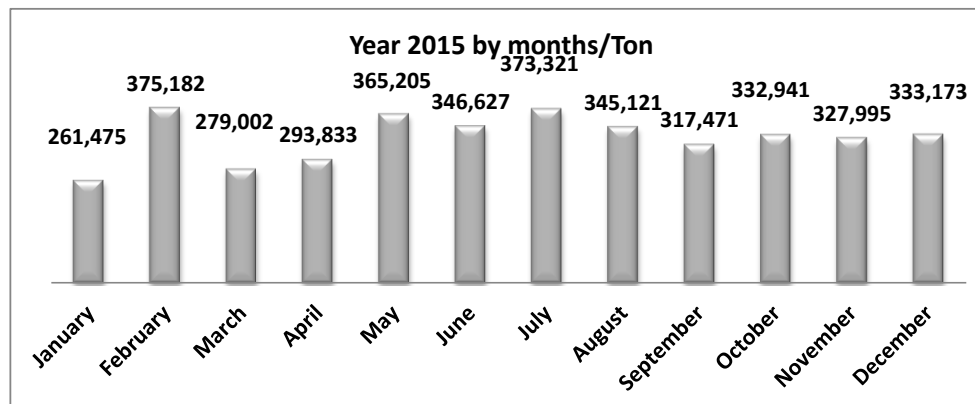
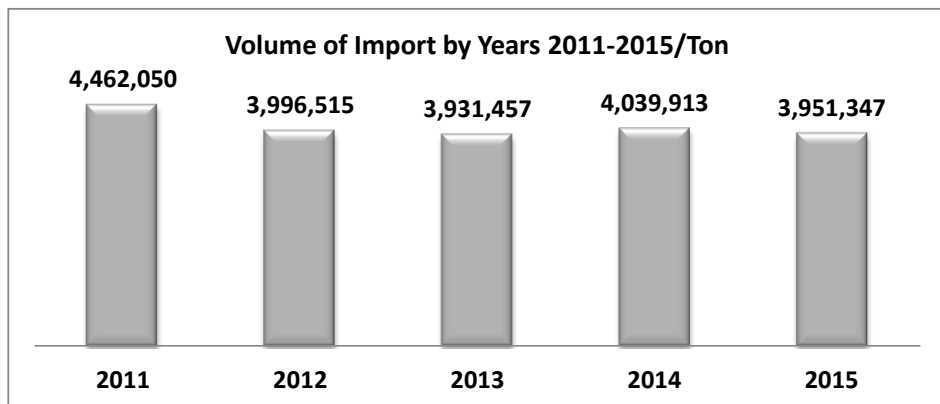


Tabela 4 Vlerat e Eksporteve në mln Lek
Table 4 Value of Exports in mln Lek

Në milion lekë

Muajt	2011	2012	2013	2014	2015	Months
Janar	14,794	13,435	18,151	17,850	17,879	January
Shkurt	20,067	14,147	15,842	20,315	17,821	February
Mars	16,955	17,823	19,247	21,293	22,756	March
Prill	14,189	18,032	20,632	22,722	20,465	April
Maj	16,169	19,355	22,350	25,224	24,412	May
Qershor	16,554	17,670	21,594	22,567	23,813	June
Korrik	17,818	19,584	24,209	22,890	22,673	July
Gusht	13,417	17,116	18,163	18,523	15,523	August
Shtator	16,985	19,201	21,319	21,173	20,466	September
Tetor	17,099	19,353	22,267	22,293	20,230	October
Nentor	16,804	19,446	20,819	21,415	19,423	November
Dhjetor	16,491	18,265	21,595	19,291	17,834	December
Totali	197,343	213,428	246,188	255,556	243,296	Total

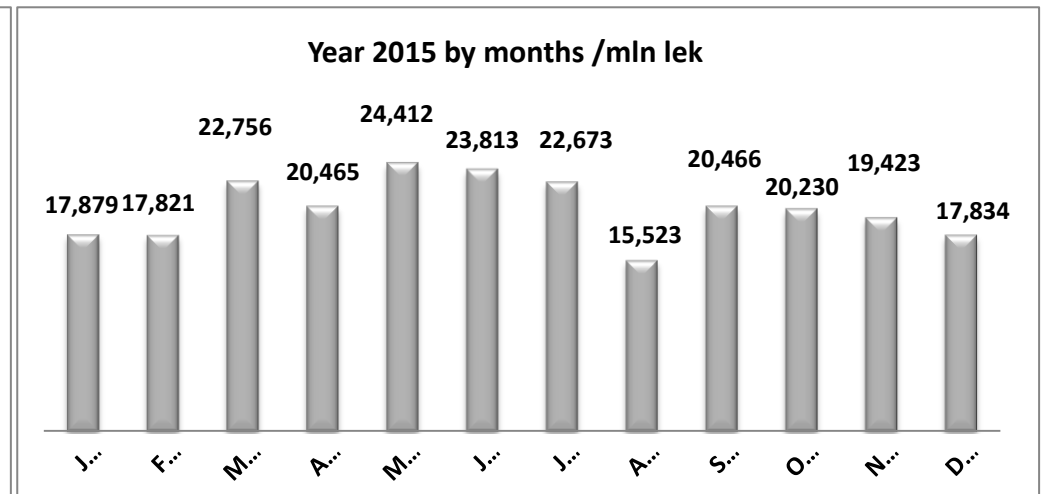
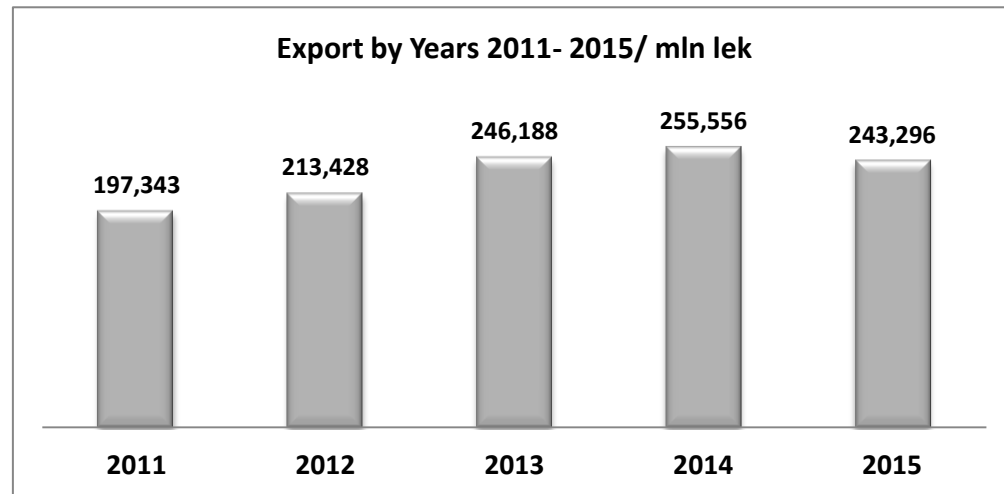


Tabella 5/1 Vlerat e Eksportit në mln Euro
Table 5/1 Value of Exports in mln Euro

Mujat	2011					2012					2013					2014					2015					Months
Janar	106.6					96.7					130.0					127.3					127.1					January
Shkurt	144.0					101.8					113.5					144.7					127.5					February
Mars	121.2					127.2					117.8					151.3					162.3					March
Prill	100.9					128.5					147.6					162.0					145.1					April
Maj	111.5					137.9					158.8					180.1					173.7					May
Qershor	116.5					127.0					113.7					161.4					168.6					June
Korrik	126.0					141.7					171.7					163.2					161.1					July
Gusht	90.7					124.7					129.5					133.2					111.7					August
Shtator	129.0					118.9					113.1					151.8					166.1					September
Tetor	121.3					118.0					117.5					159.4					145.1					October
Novendor	118.5					119.1					146.6					153.8					119.1					November
Dhjetor	119.0					110.6					114.0					117.7					129.1					December
Total	1,403.3					1,522.2					1,705.0					1,820.4					1,718.1					Total

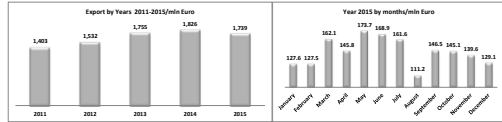


Tabella Nr 5/2 Vlerat e Eksportit ne mln USD
Table No 5/2 Volume of Exports in mln USD

Muajt	mln USD					Months
	2011	2012	2013	2014	2015	
Janar	142.3	124.9	171.5	175.2	151.4	January
Shkurt	196.4	124.4	153.8	196.0	144.5	February
Mars	167.5	171.2	180.8	209.6	182.1	March
Prill	143.3	171.4	189.0	223.0	156.7	April
Maj	166.7	182.5	207.6	248.9	194.2	May
Qershor	167.9	157.9	199.6	219.7	185.3	June
Korrik	182.4	178.3	224.2	222.7	180.6	July
Gusht	136.7	152.9	172.0	178.4	121.8	August
Shtator	168.9	174.4	201.7	200.0	162.2	September
Tetor	164.1	178.6	212.6	201.0	162.8	October
Netor	166.0	180.7	201.1	193.3	153.6	November
Dhjetor	156.7	169.3	209.3	171.8	136.8	December
Totali	1,958.9	1,976.3	2,325.2	2,439.7	1,934.2	Total

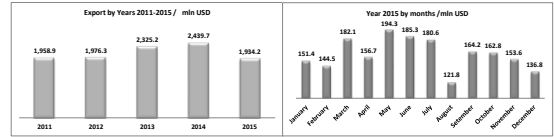


Tabella 6: Vrednost Eksportit na Pisce Neto
Table 6: Value of Exports in Net Mass

/t0 ton						
Mesaj	2011	2012	2013	2014	2015	Months
Janer	242.888	172.456	248.462	262.211	276.656	January
Feburt	211.695	164.190	256.950	286.235	279.194	February
Mars	218.321	271.676	402.622	320.046	331.914	March
Apr	227.660	329.742	409.683	386.454	370.432	April
Maj	275.945	378.888	439.121	510.865	458.594	May
Juner	288.813	311.566	370.283	427.858	421.925	June
Juorik	312.963	311.222	425.862	446.481	366.416	July
Awst	296.183	436.827	429.156	407.183	326.018	August
Setembar	345.922	346.711	386.706	413.285	371.676	September
Oktober	379.546	371.482	349.159	376.133	372.553	October
Novembar	382.578	365.450	346.468	328.344	343.173	November
Djuniyev	216.920	305.115	354.360	308.015	355.646	December
Total	3.415.546	3.795.725	6.419.790	6.482.974	6.244.096	Total

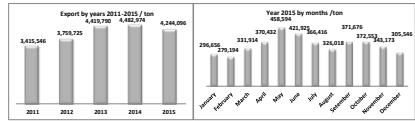


Tabella 7 Kursi i këmblimit USD/Lek
Table 7 Exchange rate USD/Lek

Muajt	2011	2012	2013	2014	2015	Months
Janar	104.00	107.54	105.85	101.86	118.06	Jan
Shkurt	102.16	105.30	103.00	103.66	123.35	Feb
Mars	101.25	104.12	106.48	101.58	124.96	Mar
Priill	99.04	105.20	109.15	101.89	130.63	Apr
Maj	97.00	106.04	107.65	101.36	125.61	May
Qershor	98.58	111.92	108.16	102.72	128.48	June
Korrik	97.68	109.86	107.99	102.78	125.57	July
Gusht	98.16	111.95	105.58	103.81	127.49	Aug
Shtator	100.55	110.09	105.71	105.84	124.63	Sept
Tetor	104.19	108.34	104.76	110.89	124.24	Oct
Netor	101.24	107.62	102.52	110.77	126.43	Nov
Dhjetor	102.21	108.00	103.17	112.31	130.35	Dec
Kursi mes	100.76	108.00	105.84	104.96	125.82	Average rate

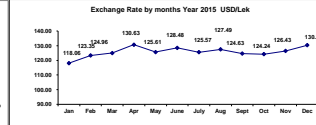


Tabela 8 Kursi i këmblimit të Lek/Euro
Table 8 Exchange rate Lek/Euro

Muajt	2011	2012	2013	2014	2015	Months
Janar	138.77	138.03	139.59	140.2	140.34	Jan
Shkurt	139.31	138.93	139.58	140.44	139.72	Feb
Mars	139.62	140.08	139.66	140.14	140.36	Mar
Prill	140.27	140.38	139.91	140.27	140.34	Apr
Maj	142.4	140.33	140.72	140.08	140.53	May
Qershor	142.1	139.09	140.45	139.86	140.58	June
Korrik	141.41	138.17	140.96	140.26	140.29	July
Gusht	140.19	137.31	140.2	139.02	139.59	Aug
Shtator	140.44	138.24	139.88	139.44	139.71	Sept
Tetor	140.95	140.19	141.37	139.89	139.39	Oct
Novembar	141.35	139.61	140.31	139.27	139.34	Nov
Dhjetor	139.74	139.87	140.25	140.1	138.15	Dec
Kurshet mesazh	140.63	139.28	140.23	139.91	139.67	Average rate

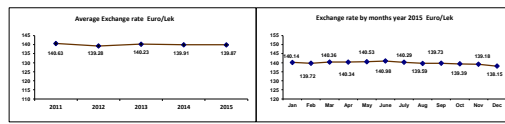


Tabela 9: Vrednosti Importa/Exporta svinjske mesa na mljn lake
 Table 9: Values of Import/Export by years in mln lek

Mesaj	2011			2012			2013			2014			2015			Months
	Export	Import	Difference	Export	Import	Difference	Export	Import	Difference	Export	Import	Difference	Export	Import	Difference	
Janar	14,794	31,155	-20,361	11,435	37,257	-23,821	18,331	34,277	-16,946	17,850	37,150	-19,300	17,879	35,272	-17,392	January
Febuart	20,057	37,850	-17,793	14,147	37,519	-23,372	15,842	33,314	-17,472	20,515	39,502	-18,987	17,821	39,215	-21,394	February
Mars	16,955	42,988	-26,044	17,823	44,200	-26,488	19,247	38,995	-19,748	21,293	42,813	-21,520	22,796	44,327	-21,530	March
April	14,189	40,791	-26,602	13,514	39,021	-25,507	20,802	41,505	-20,703	22,712	46,096	-23,384	20,465	43,778	-23,313	April
Maj	18,169	46,386	-28,217	19,355	44,639	-25,284	22,900	45,267	-22,367	25,224	48,563	-23,339	24,412	48,547	-24,134	May
Junij	16,504	46,488	-30,000	17,670	46,179	-28,509	21,904	41,615	-20,001	22,867	48,832	-25,965	23,833	48,953	-25,120	June
Korvik	17,818	47,772	-29,953	19,584	47,711	-28,127	24,209	48,857	-24,648	22,890	47,576	-24,686	22,871	52,847	-29,974	July
Avust	13,417	40,291	-26,874	17,118	45,776	-28,658	18,183	42,136	-23,953	18,323	44,748	-26,425	15,523	40,137	-24,614	August
Sepat	16,985	45,564	-28,579	19,202	46,400	-27,198	21,119	42,136	-21,017	21,773	47,453	-25,680	20,460	44,121	-23,661	September
Oktober	17,099	47,345	-30,246	19,353	46,830	-27,477	22,287	46,802	-24,515	22,293	52,007	-29,714	20,230	50,860	-30,630	October
Novembar	16,804	47,212	-30,408	19,446	45,738	-26,292	20,819	44,231	-23,412	21,601	48,024	-26,423	19,621	48,991	-29,370	November
Digunor	19,491	45,977	-26,486	18,205	48,879	-30,674	23,935	55,212	-31,277	19,293	54,272	-34,979	17,819	53,159	-35,340	December
Export	179,849	384,792	-204,943	174,428	379,168	-204,740	246,189	311,879	-65,690	273,206	377,522	-104,316	292,796	376,186	-83,390	Total
Exp/Im (%)	46	40		45	40		78	45		72	45		78	45		Exp/Im (%)

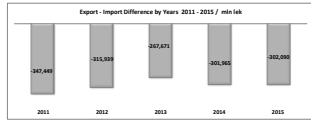


Tabela Nr 9-1 Vlerat e Import-Exportit sipas viteve në mln Euro
Table No 9-1 Values of Import-Export like years in mln Euro

Muaji	2011			2012			2013			2014			2015			Months
	Export	Import	Difference	Export	Import	Difference	Export	Import	Difference	Export	Import	Difference	Export	Import	Difference	
Janar	106.6	253.3	-146.7	96.7	266.7	-170.0	100.0	244.8	-144.8	127.3	265.0	-137.7	127.6	251.7	-124.1	January
Shkurt	144.0	271.7	-127.7	101.8	270.1	-168.3	113.5	238.7	-125.2	144.7	281.3	-136.6	127.5	280.7	-153.1	February
Mars	121.2	307.3	-186.1	127.2	316.2	-188.9	137.8	276.3	-138.5	151.9	304.1	-152.1	162.1	315.8	-153.7	March
Prill	100.9	325.1	-224.2	128.5	285.4	-156.9	147.5	296.7	-149.2	162.0	329.8	-167.9	145.8	311.9	-166.1	April
Maj	111.5	325.2	-213.6	137.9	318.1	-180.2	158.8	321.7	-162.9	180.1	346.7	-166.6	173.7	317.0	-143.3	May
Qershor	116.5	328.2	-211.7	127.0	332.0	-205.0	153.7	296.3	-142.5	161.4	349.3	-187.9	168.9	347.2	-178.3	June
Korrik	126.0	337.8	-211.8	141.7	345.3	-203.6	171.7	346.6	-174.9	163.2	339.2	-176.0	161.6	373.1	-211.5	July
Gusht	95.7	330.2	-234.5	124.7	333.4	-208.7	129.5	300.4	-170.8	133.2	321.8	-188.6	111.2	288.8	-177.6	August
Shtator	120.9	324.4	-203.5	138.9	339.6	-200.7	152.3	301.0	-148.7	151.8	340.3	-188.5	146.5	315.8	-169.3	September
Tetor	121.3	335.9	-214.6	138.0	332.6	-194.6	157.5	331.1	-173.5	159.4	375.3	-216.0	145.1	361.3	-216.2	October
Netor	118.5	333.1	-214.5	139.1	327.1	-188.0	148.6	315.6	-167.0	153.8	344.8	-191.1	139.6	352.0	-212.5	November
Dhjetor	118.0	400.4	-282.4	130.6	334.8	-204.2	154.0	334.0	-180.0	137.7	387.4	-249.7	129.1	384.8	-255.7	December
Totali	1,403.3	3,872.7	-2,469.4	1,532.2	3,801.2	-2,269.0	1,755.0	3,663.2	-1,908.1	1,826.4	3,985.0	-2,158.6	1,738.8	3,900.1	-2,161.4	Total
Exp/Im (%)	36			40			48			46			45			Exp/Im (%)

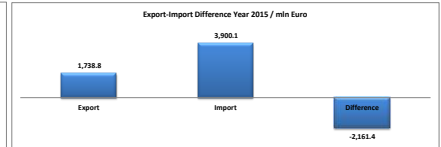
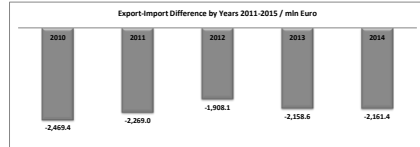


Tabela 9-2 Vlerat e Importit Eksportit sipas viteve në mln USD
Table 9-2 Values of import-Export like years in mln USD

Muaji	2011			2012			2013			2014			2015			Months
	Export	Import	Difference	Export	Import	Difference	Export	Import	Difference	Export	Import	Difference	Export	Import	Difference	
Janar	142.3	338.0	- 195.8	124.9	344.6	- 219.6	171.5	322.9	- 151.4	175.2	364.7	- 189.5	151.4	298.8	- 147.3	January
Shkurt	196.4	370.5	- 174.1	134.4	396.3	- 222.0	153.8	323.4	- 169.6	196.0	381.1	- 185.1	144.5	317.9	- 173.4	February
Mars	167.5	424.7	- 257.2	171.2	425.4	- 254.2	180.8	362.5	- 181.7	209.6	439.5	- 209.9	182.1	354.7	- 172.6	March
Priill	143.3	461.5	- 318.2	171.4	380.8	- 209.4	189.0	380.3	- 191.2	223.0	454.1	- 231.1	156.7	335.1	- 178.5	April
Maj	166.7	477.4	- 310.7	182.5	421.0	- 238.4	207.6	420.5	- 212.9	248.9	479.1	- 230.3	194.3	354.6	- 160.3	May
Qershor	167.9	473.1	- 305.2	157.9	412.6	- 254.7	199.6	384.8	- 185.1	219.7	475.6	- 255.9	185.3	381.0	- 195.7	June
Korrik	182.4	489.1	- 306.6	178.3	434.3	- 256.0	224.2	452.4	- 228.2	222.7	462.9	- 240.2	180.6	416.9	- 236.3	July
Gusht	136.7	471.6	- 334.9	152.9	408.9	- 256.0	172.0	398.9	- 226.9	178.4	431.0	- 252.6	121.8	316.2	- 194.5	August
Shtator	168.9	453.1	- 284.2	174.4	426.4	- 252.0	201.7	398.6	- 196.9	200.0	448.3	- 248.3	164.2	354.0	- 189.8	September
Tetor	164.1	454.4	- 290.3	178.6	430.4	- 251.8	212.6	446.8	- 234.2	201.0	473.5	- 272.5	162.8	405.3	- 242.5	October
Netor	166.0	466.3	- 300.4	180.7	425.0	- 244.3	203.1	431.4	- 228.3	193.3	433.5	- 240.2	153.6	387.5	- 233.9	November
Dhjetor	156.7	511.8	- 355.0	169.1	433.5	- 264.4	209.3	535.5	- 326.2	171.8	481.2	- 311.5	136.8	407.8	- 271.0	December
Total	1,958.9	5,411.5	- 3,452.6	1,976.3	4,899.1	- 2,922.8	2,325.2	4,857.9	- 2,532.7	2,439.7	5,306.6	- 2,866.9	1,934.2	4,330.0	- 2,395.8	Total
Exp/Im (%)	36			40			48			46			45			Exp/Im (%)

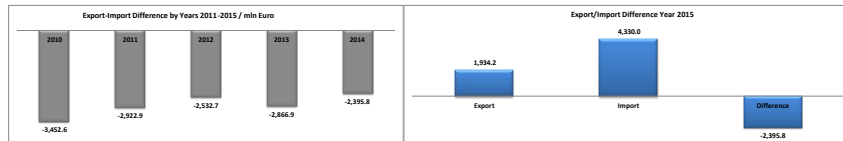



Tabela 10 Struktura e Importeve sipas vendeve BE/ Jo BE
Table 10 Structure of Imports by EU / Non EU Countries

Shtetet	2014				2015				Countries
	Volume Ton	Spc Weight %	Value mln/ leks	P Spec %	Volume Ton	Spc Weight %	Value mln/ leks	Spc Weight %	
Vendet e BE	1,990,075	49.3	342,314	61.4	1,990,290	50.4	336,150	61.6	EU countries
Vendet Jo BE	2,049,838	50.7	215,207	38.6	1,961,057	49.6	209,236	38.4	Non EU countries
Totali	4,039,913	100.0	557,522	100.0	3,951,347	100.0	545,386	100.0	Total

Import Value EU non EU Year 2014



Import Value EU non EU Year 2015




Tabela 11 Struktura e Importeve sipas vendeve BE

Table 11 Structure of Imports by EU Countries

Shtetet BE	2014				2015				EU Countries
	Volume Ton	Spc Weight %	Value mln/ lek	Spc Weight %	Volume Ton	Spc Weight %	Value mln/ lek	Spc Weight %	
Austria	34,844	1.8	6,413	1.9	24,930	1.3	7,317	2.2	Austria
Belgjike	6,546	0.3	2,419	0.7	8,674	0.4	2,906	0.9	Belgium
Bullgaria	69,474	3.5	7,806	2.3	52,023	2.6	7,480	2.2	Bulgaria
Qipro	110	0.0	303	0.1	162	0.0	187	0.1	Cyprus
Republika Ceke	6,228	0.3	3,524	1.0	7,661	0.4	3,944	1.2	Czech Republic
Gjermania	92,605	4.7	33,137	9.7	84,015	4.2	36,492	10.9	Germany
Danimarke	1,093	0.1	1,078	0.3	1,031	0.1	1,294	0.4	Denmark
Estonia	311	0.0	58	0.0	101	0.0	26	0.0	Estonia
Spanja	111,848	5.6	9,568	2.8	87,837	4.4	8,722	2.6	Spain
Finlanda	5,545	0.3	1,389	0.4	2,570	0.1	1,974	0.6	Finland
France	17,356	0.9	14,988	4.4	15,331	0.8	12,080	3.6	France
Britania e Madhe	7,422	0.4	5,548	1.6	5,237	0.3	5,060	1.5	Great Britain
Greqi	508,243	25.5	52,140	15.2	414,280	20.8	42,750	12.7	Greece
Kroacia	59,184	3.0	6,172	1.8	73,583	3.7	7,461	2.2	Croatia
Hungari	26,853	1.3	4,476	1.3	25,460	1.3	4,826	1.4	Hungary
Irlande	1,094	0.1	1,980	0.6	1,325	0.1	1,981	0.6	Ireland
Itali	954,783	48.0	164,735	48.1	1,096,653	55.1	165,002	49.1	Italy
Lituania	935	0.0	346	0.1	1,013	0.1	290	0.1	Lithuania
Luksemburg	69	0.0	32	0.0	1,847	0.1	312	0.1	Luxembourg
Letonia	338	0.0	133	0.0	640	0.0	177	0.1	Latvia
Malta	21	0.0	134	0.0	76	0.0	27	0.0	Malta
Hollande	14,099	0.7	4,294	1.3	14,765	0.6	3,601	1.1	Netherlands
Polonia	11,517	0.6	7,991	2.3	11,834	0.2	8,309	2.5	Poland
Portugali	2,379	0.1	748	0.2	3,049	0.4	1,149	0.3	Portugal
Rumania	42,048	2.1	6,103	1.8	39,917	0.3	6,091	1.8	Romania
Suedia	5,883	0.3	1,533	0.4	7,234	0.3	1,769	0.5	Sweden
Slovenia	5,974	0.3	3,453	1.0	5,664	0.3	3,448	1.0	Slovenia
Slovakia	3,272	0.2	1,817	0.5	3,380	0.2	1,475	0.4	Slovakia
Totali BE	1,990,075	100.0	342,314	100.0	1,990,290	100.0	336,150	100.0	EU Total

Table 12 Structure of Exports by Sector and Country
Table 13 Structure of Exports by Sector and Country

Sector	2014				2015				Countries
	Volume Mill.	Share %	Value Mill. USD	Exp. Weight %	Volume Mill.	Share %	Value Mill. USD	Exp. Weight %	
Minerals & Metals	1,642,210	84.8	1,177,268	77.8	1,545,360	82.4	1,125,171	73.4	12 Countries
Manufactures	2,918,881	15.2	17,220	11.2	3,210,141	17.6	10,143	6.7	100 Countries
Total	4,561,091	100.0	1,194,488	100.0	4,755,501	100.0	1,135,314	100.0	

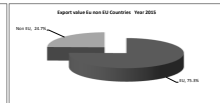


Tabela 13 Struktura e Eksporteve sipas vendeve BE

Table 13 Structure of Exports by EU Countries

Shtetet BE	2014				2015				EU Countries
	Volume Ton	Spc Weight %	Value mln/ lek	Spc Weight %	Volume Ton	Spc Weight %	Value mln/ lek	Spc Weight %	
Austria	7,406	0.5	1,939	1.0	7,990	0.5	2,961	1.6	Austria
Belgjike	1,220	0.1	408	0.2	1,346	0.1	309	0.2	Belgium
Bullgaria	15,516	1.0	2,753	1.4	23,944	1.6	3,188	1.7	Bulgaria
Qipro	20321.628	1.3	1,155	0.6	77	0.0	11	0.0	Cyprus
Republika Ceke	2,925	0.2	805	0.4	2,332	0.2	832	0.5	Czech Republic
Gjermania	36,834	2.4	7,087	3.6	13,722	0.9	7,676	4.2	Germany
Danimarke	557	0.0	138	0.1	396	0.0	436	0.2	Denmark
Estonia	7	0.0	11	0.0	5	0.0	12	0.0	Estonia
Spanja	275,532	17.6	16,684	8.4	312,341	20.3	12,607	6.9	Spain
Finlanda	7	0.0	16	0.0	11	0.0	26	0.0	Finland
France	10,562	0.7	2,757	1.4	8,043	0.5	2,410	1.3	France
Britania e Madhe	1,771	0.1	442	0.2	2,437	0.2	454	0.2	Great Britain
Greqi	112,532	7.2	8,861	4.5	124,198	8.1	9,531	5.2	Greece
Kroacia	1,682	0.1	341	0.2	3,226	0.2	488	0.3	Croatia
Hungari	426	0.0	233	0.1	1,283	0.1	1,871	1.0	Hungary
Irlande	7	0.0	12	0.0	31	0.0	7	0.0	Ireland
Itali	743,436	47.6	133,102	67.2	661,418	42.9	123,729	67.5	Italy
Lituania	339	0.0	11	0.0	1,637	0.1	79	0.0	Lithuania
Luksemburg	5	0.0	339	0.2	72	0.0	14	0.0	Luxembourg
Letonia	93	0.0	22	0.0	179	0.0	48	0.0	Latvia
Malta	311,895	20.0	15,906	8.0	357,836	23.2	11,209	6.1	Malta
Hollande	13,774	0.9	2,279	1.2	10,697	0.7	2,058	1.1	Netherlands
Polonia	1,565	0.1	844	0.4	1,622	0.1	444	0.2	Poland
Portugali	29	0.0	10	0.0	97	0.0	23	0.0	Portugal
Romania	3,512	0.2	879	0.4	6,077	0.4	1,336	0.7	Romania
Suedia	123	0.0	119	0.1	117	0.0	119	0.1	Sweden
Slovenia	779	0.0	163	0.1	623	0.0	1,137	0.6	Slovenia
Slovakia	237	0.0	632	0.3	183	0.0	157	0.1	Slovakia
Totali BE	1,563,093	100.0	197,948	100.0	1,541,940	100.0	183,171	100.0	EU Total

Table 14. Merit's import value by origin
Table 14. Value of imports by country of origin

Dataset	2011		2012		2013		2014		2015		Countries
	Value mio/LA	Exp Weight %	Value mio/LA	Exp Weight %	Value mio/LA	Exp Weight %	Value mio/LA	Exp Weight %	Value mio/LA	Exp Weight %	
India	166,174	20.5	188,620	11.9	170,485	11.1	128,716	20.5	150,000	20.1	India
China	34,722	4.4	33,424	4.4	31,014	4.4	40,168	7.2	46,597	8.1	China
Turkey	30,216	5.5	30,420	5.7	31,877	4.4	38,828	7.0	41,741	8.1	Turkey
Greece	57,813	10.6	50,121	8.5	45,780	8.9	52,140	9.4	42,709	7.8	Greece
Germany	31,482	5.8	31,176	6.1	30,281	5.8	31,127	5.8	38,462	6.1	Germany
Serbia	18,609	3.6	21,123	4.4	15,164	3.0	21,717	4.3	20,315	3.8	Serbia
Russia	10,605	1.9	14,474	2.5	10,060	2.0	11,708	2.1	11,111	2.1	Russia
France	11,117	2.4	8,117	1.6	11,280	2.2	14,988	2.7	12,089	2.2	France
USA	8,100	1.5	11,011	2.2	11,787	2.5	11,528	3.4	9,784	1.9	USA
Taiwan	173,114	31.8	137,412	22.8	130,178	22.2	104,212	20.5	110,111	20.8	Others
Total	164,739	100.0	159,368	100.0	154,899	100.0	121,528	100.0	149,388	100.0	Total

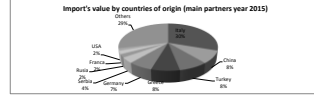


Table 11. Export composition (in million of dollars)

Country	2010	2011		2012		2013	2014	2015	2016	2017	2018	2019	2020
		Value	%	Value	%								
China	1,000,000	1,000,000	1,000,000	1,000,000	1,000,000	1,000,000	1,000,000	1,000,000	1,000,000	1,000,000	1,000,000	1,000,000	1,000,000
USA	500,000	500,000	500,000	500,000	500,000	500,000	500,000	500,000	500,000	500,000	500,000	500,000	500,000
Germany	200,000	200,000	200,000	200,000	200,000	200,000	200,000	200,000	200,000	200,000	200,000	200,000	200,000
Japan	150,000	150,000	150,000	150,000	150,000	150,000	150,000	150,000	150,000	150,000	150,000	150,000	150,000
UK	100,000	100,000	100,000	100,000	100,000	100,000	100,000	100,000	100,000	100,000	100,000	100,000	100,000
France	80,000	80,000	80,000	80,000	80,000	80,000	80,000	80,000	80,000	80,000	80,000	80,000	80,000
Italy	70,000	70,000	70,000	70,000	70,000	70,000	70,000	70,000	70,000	70,000	70,000	70,000	70,000
Spain	60,000	60,000	60,000	60,000	60,000	60,000	60,000	60,000	60,000	60,000	60,000	60,000	60,000
India	50,000	50,000	50,000	50,000	50,000	50,000	50,000	50,000	50,000	50,000	50,000	50,000	50,000
South Korea	40,000	40,000	40,000	40,000	40,000	40,000	40,000	40,000	40,000	40,000	40,000	40,000	40,000
Canada	30,000	30,000	30,000	30,000	30,000	30,000	30,000	30,000	30,000	30,000	30,000	30,000	30,000
Others	100,000	100,000	100,000	100,000	100,000	100,000	100,000	100,000	100,000	100,000	100,000	100,000	100,000

Export's value by Country of Origin (in million of dollars)

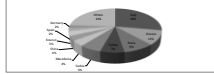


Table 10. Value of Exports by country of destination

Country	2012		2013		2014		2015		Country
	Value	% of total	Value	% of total	Value	% of total	Value	% of total	
USA	10,000	10.0	10,000	10.0	10,000	10.0	10,000	10.0	USA
Canada	5,000	5.0	5,000	5.0	5,000	5.0	5,000	5.0	Canada
UK	3,000	3.0	3,000	3.0	3,000	3.0	3,000	3.0	UK
Germany	2,000	2.0	2,000	2.0	2,000	2.0	2,000	2.0	Germany
France	1,500	1.5	1,500	1.5	1,500	1.5	1,500	1.5	France
Italy	1,000	1.0	1,000	1.0	1,000	1.0	1,000	1.0	Italy
Spain	800	0.8	800	0.8	800	0.8	800	0.8	Spain
Japan	700	0.7	700	0.7	700	0.7	700	0.7	Japan
China	600	0.6	600	0.6	600	0.6	600	0.6	China
India	500	0.5	500	0.5	500	0.5	500	0.5	India
South Korea	400	0.4	400	0.4	400	0.4	400	0.4	South Korea
Others	1,000	1.0	1,000	1.0	1,000	1.0	1,000	1.0	Others
Total	100,000	100.0	100,000	100.0	100,000	100.0	100,000	100.0	Total

Value of Export by country of destination Year 2015



Tabela 18 Vlera e Importeve sipas Kapitujve të S H
Table 18 Value of Imports by H S Chapters

Në milion lekë

Kapitujt	Pershkrimi	Years					DESCRIPTION
		2011	2012	2013	2014	2015	
01	Kafshe të gjalla	3,183	3,219	3,084	3,485	3,561	LIVE ANIMALS
02	Mish dhe të brendshme të ngrenshme të kafsheve	7,545	7,535	6,556	6,565	7,205	MEAT AND EDIBLE MEAT OFFAL
03	Peshk, krustace, molusqe dhe jovertebrore të tjera ujore	2,363	2,239	2,630	3,629	4,960	FISH AND CRUSTACEANS, MOLLUSCS AND OTHER AQUATIC INVERTEBRATA
04	Bulmet, vezet e zogjve, mjalti natyral, produktet e	2,464	2,362	2,308	2,485	2,776	DAIRY PRODUCE; BIRDS' EGGS; NATURAL HONEY; EDIBLE PRODUCTS OF
05	Produkte me origjinë shtazore të paspecifikuara apo të	398	612	422	507	475	PRODUCTS OF ANIMAL ORIGIN, NOT ELSEWHERE SPECIFIED OR INCLUDED
06	Peme dhe bime të tjera të gjalla; bulbet, rrenjet dhe të	384	404	396	601	696	LIVE TREES AND OTHER PLANTS; BULBS, ROOTS AND THE LIKE; CUT FLOWERS
07	Zarzatvatet dhe rrenjet dhe tuberet e ngrenshme	2,105	2,127	2,327	2,683	2,014	EDIBLE VEGETABLES AND CERTAIN ROOTS AND TUBERS
08	Frutat dhe arrat e ngrenshme; lekuret e agrumeve,	5,584	5,385	5,449	6,505	5,889	EDIBLE FRUIT AND NUTS; PEEL OF CITRUS FRUIT OR MELONS
09	Kafe, çaj, mate dhe erza	2,887	3,203	3,451	3,320	3,893	COFFEE, TEA, MATÉ AND SPICES
10	Drithrat	14,323	13,186	12,734	12,259	12,169	CEREALS
11	Produkte të industrisë së bllojes, malti; niseshteja; inulina;	2,170	2,992	3,035	2,812	2,612	PRODUCTS OF THE MILLING INDUSTRY; MALT; STARCHES; INULIN; WHEAT
12	Farera vajore dhe fruta oleogjene (vajore); perzierje	500	408	567	688	756	OIL SEEDS AND OLEAGINOUS FRUITS; MISCELLANEOUS GRAINS, SEEDS AND
13	Llaqet; gomat, rezinat dhe ekstrakte të tjera vegjetale	24	48	119	78	82	LAC; GUMS, RESINS AND OTHER VEGETABLE SAPS AND EXTRACTS
14	Materiale vegjetale që përdoren për thurje, produkte	0	8	3	5	4	VEGETABLE PLAITING MATERIALS; VEGETABLE PRODUCTS NOT ELSEWHERE
15	Dhjamra dhe vajra shtazore ose vegjetale dhe produktet e	6,902	6,887	5,911	6,312	6,514	ANIMAL OR VEGETABLE FATS AND OILS AND THEIR CLEAVAGE PRODUCTS
16	Pergatitje të mishit, peshkut dhe krustaceve, mollusqeve	1,920	1,690	1,860	1,894	2,095	PREPARATIONS OF MEAT, OF FISH OR OF CRUSTACEANS, MOLLUSCS OR
17	Sheqernat dhe prodhimet prej sheqeri	5,310	5,352	4,495	4,610	4,186	SUGARS AND SUGAR CONFECTIONERY
18	Kakao dhe pergatitjet prej saj	1,263	1,442	1,623	2,091	2,150	COCOA AND COCOA PREPARATIONS
19	Pergatitje prej drithrave, miellit, niseshtese ose qumeshtit;	6,403	6,600	7,235	7,367	7,306	PREPARATIONS OF CEREALS, FLOUR, STARCH OR MILK; PASTRYCOOKS' PREP
20	Pergatitje prej zarzavatesh, frutash, arrash dhe pjeseve te	2,004	1,963	2,126	2,390	2,937	PREPARATIONS OF VEGETABLES, FRUIT, NUTS OR OTHER PARTS OF PLANTS
21	Pergatitje te ndryshme te ngrenshme	4,188	4,422	4,860	4,948	5,373	MISCELLANEOUS EDIBLE PREPARATIONS
22	Pijet, alkoohet dhe uthullat	9,817	9,889	10,394	8,668	9,823	BEVERAGES, SPIRITS AND VINEGAR
23	Mbetjet dhe hedhurinat nga industria ushqimore; ushqim i	2,105	2,369	2,613	2,638	3,091	RESIDUES AND WASTE FROM THE FOOD INDUSTRIES; PREPARED ANIMAL
24	Duhani dhe zvendesues te fabrikuar te duhanit	8,191	8,887	9,272	7,518	6,421	TOBACCO AND MANUFACTURED TOBACCO SUBSTITUTES
25	Kripe; sulfur; dhe dhe gure; gelqere dhe cimento	6,182	5,272	3,934	4,138	3,446	SALT; SULPHUR; EARTHS AND STONE; PLASTERING MATERIALS, LIME AND
26	Minerale, skorje dhe hi	267	1	220	539	90	ORES, SLAG AND ASH
27	Lende te djegshme minerale, vajra minerale dhe produkte	95,892	105,400	88,479	85,969	56,770	MINERAL FUELS, MINERAL OILS AND PRODUCTS OF THEIR DISTILLATION;
28	Kimikate inorganike; komponime organike ose inorganike	1,403	1,252	1,188	1,287	1,424	INORGANIC CHEMICALS; ORGANIC OR INORGANIC COMPOUNDS OF PREPARED
29	Kimikate organike	1,546	3,506	2,555	1,292	2,399	ORGANIC CHEMICALS
30	Produkte farmaceutike	15,988	17,007	16,214	21,123	19,301	PHARMACEUTICAL PRODUCTS
31	Pleheruesit	3,105	3,888	3,264	3,926	4,490	FERTILISERS
32	Ekstraktet ngjyrosese dhe tanike; taninet dhe derivatet e	3,020	2,999	3,170	3,220	3,241	TANNING OR DYEING EXTRACTS; TANNINS AND THEIR DERIVATIVES; DYE
33	Esencat vajore dhe rezinoidet; pergatitjet e parfumerise,	5,105	5,140	5,390	5,805	6,303	ESSENTIAL OILS AND RESINOIDS; PERFUMERY, COSMETIC OR TOILET PREP
34	Sapunet, agjentet me veprim te siperfaqshem, preparatet	6,557	6,653	6,399	6,507	6,533	SOAP, ORGANIC SURFACE-ACTIVE AGENTS, WASHING PREPARATIONS, LI
35	Substanca albuminoze; amidon te modifikuar; ngjites;	736	755	958	1,136	1,163	ALBUMINOID SUBSTANCES; MODIFIED STARCHES; GLUES; ENZYMES
36	Eksplozivet; prodhimet piroteknike, shkrepset, lidhjet	472	694	611	562	573	EXPLOSIVES; PYROTECHNIC PRODUCTS; MATCHES; PYROPHORIC ALLOYS
37	Produktet fotografike ose kinematografike	358	233	233	239	237	PHOTOGRAPHIC OR CINEMATOGRAPHIC GOODS
38	Produkte te ndryshme kimike	3,126	3,930	7,253	5,995	5,318	MISCELLANEOUS CHEMICAL PRODUCTS
39	Plastikat dhe prodhimet prej plastike	16,273	17,051	17,462	18,099	19,848	PLASTICS AND ARTICLES THEREOF
40	Goma dhe artikujt prej saj	3,243	3,056	3,591	3,804	4,080	RUBBER AND ARTICLES THEREOF
41	Lekure te perpunuara ose jo (ndryshe nga ato te pelicerise,	8,751	9,114	10,671	13,645	14,851	RAW HIDES AND SKINS (OTHER THAN FURSKINS) AND LEATHER
42	Artikujt prej lekure; objektet te shalimit dhe te kalerimit;	668	593	647	691	982	ARTICLES OF LEATHER; SADDLERY AND HARNESS; TRAVEL GOODS, HAND
43	Gezofet dhe gezofet artificiale; artikujt prej tyre	6	20	46	16	88	FURSKINS AND ARTIFICIAL FUR; MANUFACTURES THEREOF
44	Druri dhe artikujt prej druri; qymyr druri	7,228	6,736	6,874	7,766	7,382	WOOD AND ARTICLES OF WOOD; WOOD CHARCOAL
45	Tapa dhe artikujt prej tape	10	11	7	10	12	CORK AND ARTICLES OF CORK
46	Punimet e kashtes, kallamave, xunkthit	15	21	23	20	19	MANUFACTURES OF STRAW, OF ESPARTO OR OF OTHER PLAITING MAT
47	Pulp druri dhe lende te tjera celulozike fibroze; mbetje ose	101	110	113	208	235	PULP OF WOOD OR OF OTHER FIBROUS CELLULOSIC MATERIAL; RECOVER
48	Leter dhe karton; artikujt prej pulpit te letres, letres ose	11,797	9,737	11,591	13,545	12,752	PAPER AND PAPERBOARD; ARTICLES OF PAPER PULP, OF PAPER OR OF P
49	Librat, gazetate, revistate, pikturat dhe produkte te tjera te	1,107	971	1,309	975	1,081	PRINTED BOOKS, NEWSPAPERS, PICTURES AND OTHER PRODUCTS OF TH
50	Mendafshi	13	7	26	14	50	SILK
51	Leshi, qimet e kafsheve, qofte te butra apo te ashpra, qime	432	317	422	171	597	WOOL, FINE OR COARSE ANIMAL HAIR; HORSEHAIR YARN AND WOVEN F
52	Pambuku	5,072	4,208	4,620	5,410	6,068	COTTON
53	Fibra te tjera tekstile vegjetale; fill prej letre dhe pelhura te	67	47	54	89	115	OTHER VEGETABLE TEXTILE FIBRES; PAPER YARN AND WOVEN FABRICS C
54	Filamentet artificiale	2,082	2,311	2,468	3,242	3,627	MAN-MADE FILAMENTS; STRIP AND THE LIKE OF MAN-MADE TEXTILE MA
55	Fibrat themelore te bera nga njerezit	2,162	2,587	3,297	4,282	4,006	MAN-MADE STAPLE FIBRES
56	Mbushjet, shajaku dhe pelhura te paendura; fijet speciale,	1,195	1,430	1,045	1,267	1,552	WADDING, FELT AND NONWOVENS; SPECIAL YARNS; TWINE, CORDAGE,
57	Qilimat dhe mbuluesit e tjere tekstile te dyshemese	757	776	724	925	851	CARPETS AND OTHER TEXTILE FLOOR COVERINGS
58	Pelhurat speciale te endura, pelhurat tekstile me xhufka;	798	819	959	1,024	1,383	SPECIAL WOVEN FABRICS; TUFTED TEXTILE FABRICS; LACE; TAPESTRIES;
59	Pelhurat tekstile te ngopura, te veshura, te mbuluara apo	3,296	2,836	3,485	4,035	4,108	IMPREGNATED, COATED, COVERED OR LAMINATED TEXTILE FABRICS; TE
60	Pelhura te endura me nje apo shume fije	1,986	1,911	2,753	2,809	4,039	KNITTED OR CROCHETED FABRICS
61	Artikujt te veshjes dhe plotesues te tyre, te thurura	11,458	10,280	11,043	12,466	12,560	ARTICLES OF APPAREL AND CLOTHING ACCESSORIES, KNITTED OR CROCH
62	Artikujt te veshjes dhe plotesues te tyre, te endura	8,235	8,398	9,870	12,147	13,624	ARTICLES OF APPAREL AND CLOTHING ACCESSORIES, NOT KNITTED OR C
63	Artikujt te tjere tekstile te gatshem; grupet e artikujve	2,215	2,050	2,164	2,426	2,665	OTHER MADE-UP TEXTILE ARTICLES; SETS; WORN CLOTHING AND WORN
64	Veshjet e kembeve, gjynjaket dhe te ngjashme me to,	10,410	10,033	10,770	12,171	13,263	FOOTWEAR, GAITERS AND THE LIKE; PARTS OF SUCH ARTICLES
65	Veshje te kokes dhe pjese te tyre	64	76	134	300	514	HEADGEAR AND PARTS THEREOF
66	Cadrat, cadrat e diellit, bastunet, kamzhiket, dhe pjeset e	246	229	314	271	318	UMBRELLAS, SUN UMBRELLAS, WALKING STICKS, SEAT-STICKS, WHIPS, R
67	Pendat dhe puplat e pergatitura dhe artikujt prej tyre; lulet	114	97	83	116	125	PREPARED FEATHERS AND DOWN AND ARTICLES MADE OF FEATHERS OR
68	Artikujt prej guri, alcie, cimentoje, asbesti, mike dhe	3,182	2,813	2,961	2,864	2,866	ARTICLES OF STONE, PLASTER, CEMENT, ASBESTOS, MICA OR SIMILAR M
69	Produkte qeramike	8,726	7,356	7,307	7,373	6,977	CERAMIC PRODUCTS
70	Qelqi dhe qelqerinat	3,132	3,400	2,910	3,036	3,224	GLASS AND GLASSWARE
71	Perlat natyrale dhe te kultivuara, gure te cmuar dhe gjysem	615	1,015	809	1,114	1,138	NATURAL OR CULTURED PEARLS, PRECIOUS OR SEMI-PRECIOUS STONES,
72	Hekuri dhe celiku	33,795	25,811	20,810	25,107	18,857	IRON AND STEEL
73	Artikujt prej hekurit dhe celikut	16,738	12,407	13,073	14,514	17,433	ARTICLES OF IRON OR STEEL
74	Bakri dhe artikujt prej tij	535	496	594	825	691	COPPER AND ARTICLES THEREOF
75	Nikeli dhe artikujt prej tij	10	10	10	17	24	NICKEL AND ARTICLES THEREOF
76	Alumini dhe artikujt prej tij	7,338	6,843	6,947	7,506	7,917	ALUMINIUM AND ARTICLES THEREOF
77	Plumbi dhe artikujt prej tij	12	57	3	15	15	LEAD AND ARTICLES THEREOF
78	Zinku dhe artikujt prej tij	170	115	128	148	155	ZINC AND ARTICLES THEREOF
79	Kallaji dhe artikujt prej tij	4	1	2	5	11	TIN AND ARTICLES THEREOF
80	Metale te tjere baze; metaloqeramikat (lidhjet e forta);	8	12	8	13	15	OTHER BASE METALS; CERMETS; ARTICLES THEREOF
81	Instrumentet prerese dhe veglat e punes, thikat, luget,	1,253	1,460	1,341	1,561	1,253	TOOLS, IMPLEMENTS, CUTLERY, SPOONS AND FORKS, OF BASE METAL; P
82	Artikujt te ndryshem me metale baze	7,198	7,412	7,243	7,845	8,155	MISCELLANEOUS ARTICLES OF BASE METAL
83	Reaktoret berthamore, ngroheshat e ujit, makineri dhe	40,012	34,495	33,234	38,457	43,517	NUCLEAR REACTORS, BOILERS, MACHINERY AND MECHANICAL APPLIAN
84	Makina elektrike, pajisje makinash elektrike dhe pjeset e	37,622	28,734	28,015	31,937	38,951	ELECTRICAL MACHINERY AND EQUIPMENT AND PARTS THEREOF; SOUND
85	Lokomotivat, vagonet hekurudhore; materiale per	81	71	51	58	31	RAILWAY OR TRAMWAY LOCOMOTIVES, ROLLING STOCK AND PARTS THE
86	Mjete transporti te ndryshme nga ato hekurudhore dhe	31,144	33,561	30,247	32,637	32,760	VEHICLES OTHER THAN RAILWAY OR TRAMWAY ROLLING STOCK, AND PA
87	Aeroplanet, anijet kozmike, dhe pjeset e tyre	582	1,214	2,591	7,011	2,088	AIRCRAFT, SPACECRAFT, AND PARTS THEREOF
88	Anijet, barkat dhe struktura lundrimi	744	332	604	317	328	SHIPS, BOATS AND FLOATING STRUCTURES
89	Instrumenta dhe aparature optike, fotografike,	6,493	5,419	4,487	5,618	6,760	OPTICAL, PHOTOGRAPHIC, CINEMATOGRAPHIC, MEASURING, CHECKING
90	Oret e te gjitha llojeve dhe pjeset e tyre	170	211	206	258	296	CLOCKS AND WATCHES AND PARTS THEREOF
91	Instrumentet muzikore; pjeset dhe aksesoret per keta artikuj	34	35	41	35	55	MUSICAL INSTRUMENTS; PARTS AND ACCESSORIES OF SUCH ARTICLES
92	Armet dhe municionet; pjeset dhe aksesoret te tyre	352	298	170	39	841	ARMS AND AMMUNITION; PARTS AND ACCESSORIES THEREOF
93	Orendi; orendi mjeksore ose kirurgjikale; shtreret,	5,957	5,108	5,107	6,097	6,609	FURNITURE; BEDDING, MATTRESSES, MATTRESS SUPPORTS, CUSHIONS A
94	Lodrat, pajisjet per lojra dhe sport; pjeset dhe aksesoret te	1,899	1,855	1,464	1,960	1,675	TOYS, GAMES AND SPORTS REQUISITES; PARTS AND ACCESSORIES THE
95	Artikujt te ndryshem te prodhuar	1,360	2,902	3,207	3,265	3,499	MISCELLANEOUS MANUFACTURED ARTICLES
96	Veprat e artit, pjeset koleksionesh dhe antikate	3	47	313	18	64	WORKS OF ART, COLLECTORS' PIECES AND ANTIQUES
97	Dispozita per klasifikime te vecanta	28	84	70	136	110	PROVISIONS FOR SPECIAL CLASSIFICATIONS
Totali		544,792	529,368	513,859	557,522	545,386	

Tabela 20 Vlera e Exporteve sipas kapitujve te S H
Table 20 Value of Exports by H S Chapters

Në milion lekë

Kapitujt	Pershkrimi	Years					Description
		2011	2012	2013	2014	2015	
01	Kafshe te gjalla	101	98	89	78	90	LIVE ANIMALS
02	Mish dhe te brendshme te ngrenshme te kafsheve	191	500	70	69	131	MEAT AND EDIBLE MEAT OFFAL
03	Peshk, krustace, mousqje dhe jovertebrore te tjere ujore	1,032	1,318	1,174	1,710	2,749	FISH AND CRUSTACEANS, MOLLUSCS AND OTHER AQUATIC INVERTEB
04	Bulmet, vezet e zogjve, mjalti natyral, produktet e ngrenshme me	305	567	132	36	243	DAIRY PRODUCE; BIRDS' EGGS; NATURAL HONEY; EDIBLE PRODUCTS O
05	Produkte me origjine shtazore te paspecifikuara apo te	795	558	389	421	341	PRODUCTS OF ANIMAL ORIGIN, NOT ELSEWHERE SPECIFIED OR INCLU
06	Peme dhe bime te tjera te gjalla; bulbet, rrenjet dhe te ngjashmet	77	75	98	88	112	LIVE TREES AND OTHER PLANTS; BULBS, ROOTS AND THE LIKE; CUT FL
07	Zarzatvatet dhe rrenjet dhe tuberet e ngrenshme	910	1,085	1,492	2,296	4,115	EDIBLE VEGETABLES AND CERTAIN ROOTS AND TUBERS
08	Frutat dhe arrat e ngrenshme; lekuret e agrumeve, shalqinjve dhe	559	717	1,317	1,890	1,981	EDIBLE FRUIT AND NUTS; PEEL OF CITRUS FRUIT OR MELONS
09	Kafe, caj, mate dhe erza	92	106	118	142	177	COFFEE, TEA, MATÉ AND SPICES
10	Drithrat	14	7	10	4	7	CEREALS
11	Produkte te industrise se blojes, malti; niseshteja; inulina; gluteni	71	27	2	1	3	PRODUCTS OF THE MILLING INDUSTRY; MALT; STARCHES; INULIN; WH
12	Farera vajore dhe fruta oloogenoze (vajore); perzierje kokrrash,	2,678	2,900	3,551	3,698	4,100	OIL SEEDS AND OLEAGINOUS FRUITS; MISCELLANEOUS GRAINS, SEEDS
13	Llaqet; gomat, rezinat dhe ekstrakte te tjera vegjetale	22	28	53	38	60	LAC; GUMS, RESINS AND OTHER VEGETABLE SAPS AND EXTRACTS
14	Materiale vegjetale qe perdoren per thurje, produkte bimore te	2	4	7	17	24	VEGETABLE PLAITING MATERIALS; VEGETABLE PRODUCTS NOT ELSEW
15	Dhjamra dhe vajra shtazore ose vegjetale dhe produktet e	240	297	222	89	117	ANIMAL OR VEGETABLE FATS AND OILS AND THEIR CLEAVAGE PRODU
16	Pergatitje te mishit, peshkut dhe krustaceve, mollusqeve dhe	2,773	2,662	3,142	3,274	3,571	PREPARATIONS OF MEAT, OF FISH OR OF CRUSTACEANS, MOLLUSCS O
17	Sheqernat dhe prodhimet prej sheqeri	45	46	25	29	31	SUGARS AND SUGAR CONFECTIONERY
18	Kakao dhe pergatitje prej saj	13	10	27	25	18	COCOA AND COCOA PREPARATIONS
19	Pergatitje prej drithrave, miellit, niseshtese ose qumeshtit;	208	485	684	879	1,125	PREPARATIONS OF CEREALS, FLOUR, STARCH OR MILK; PASTRYCOOKS
20	Pergatitje prej zarzavatesh, frutash, arrash dhe pjeseve te tjera te	400	428	549	636	884	PREPARATIONS OF VEGETABLES, FRUIT, NUTS OR OTHER PARTS OF PL
21	Pergatitje te ndryshme te ngrenshme	28	48	263	185	153	MISCELLANEOUS EDIBLE PREPARATIONS
22	Pijet, alkoolet dhe uthullat	161	360	582	473	556	BEVERAGES, SPIRITS AND WINEGAR
23	Mbetjet dhe hedhurinat nga industria ushqimore; ushqim i	12	1	2	5	5	RESIDUES AND WASTE FROM THE FOOD INDUSTRIES; PREPARED ANIM
24	Duhani dhe zevendesues te fabrikuar te duhanit	452	504	645	715	482	TOBACCO AND MANUFACTURED TOBACCO SUBSTITUTES
25	Kripe; sulfur; dhe gure; gelqere dhe cimento	6,012	8,104	7,891	8,764	7,476	SALT; SULPHUR; EARTHES AND STONE; PLASTERING MATERIALS, LIME A
26	Minerale, skorje dhe hi	11,067	11,312	15,047	12,318	11,825	ORES, SLAG AND ASH
27	Lende te djegshme minerale, vajra minerale dhe produkte te	41,723	56,725	76,451	64,814	45,196	MINERAL FUELS, MINERAL OILS AND PRODUCTS OF THEIR DISTILLATI
28	Kimikate inorganike; komponime organike ose inorganike te	44	58	95	84	270	INORGANIC CHEMICALS; ORGANIC OR INORGANIC COMPOUNDS OF F
29	Kimikate organike	41	4	42	54	45	ORGANIC CHEMICALS
30	Produkte farmaceutike	229	151	164	278	437	PHARMACEUTICAL PRODUCTS
31	Pleheruesit	89	27	8	3	5	FERTILISERS
32	Ekstraktet ngjyrosese dhe tanike; taninet dhe derivatet e tyre;	215	402	436	472	649	TANNING OR DYEING EXTRACTS; TANNINS AND THEIR DERIVATIVES; D
33	Esencat vajore dhe rezinoidet; pergatitje e parfumerise,	96	71	91	95	92	ESSENTIAL OILS AND RESINOIDS; PERFUMERY, COSMETIC OR TOILET P
34	Sapunet, agjentet me veprim te siperfaqshem, preparatet larese,	8	22	35	63	66	SOAP, ORGANIC SURFACE-ACTIVE AGENTS, WASHING PREPARATIONS
35	Substanca albuminoze; amidon te modifikuar; ngjites; enzimat	3	7	14	10	9	ALBUMINOIDAL SUBSTANCES; MODIFIED STARCHES; GLUES; ENZYMES
36	Eksplozivitet; prodhimet piroteknike, shkrepset, lidhjet piroforike,	44	73	265	339	250	EXPLOSIVES; PYROTECHNIC PRODUCTS; MATCHES; PYROPHORIC ALLO
37	Produktet fotografike ose kinematografike	3	1	1	1	0	PHOTOGRAPHIC OR CINEMATOGRAPHIC GOODS
38	Produkte te ndryshme kimike	793	91	191	302	319	MISCELLANEOUS CHEMICAL PRODUCTS
39	Plastikat dhe prodhimet prej plastike	1,090	943	1,353	1,479	1,469	PLASTICS AND ARTICLES THEREOF
40	Goma dhe artikuj prej saj	177	182	171	202	338	RUBBER AND ARTICLES THEREOF
41	Lekure te perpunuara ose jo (ndryshe nga ato te pelicerise,	2,735	2,565	2,899	2,788	2,341	RAW HIDES AND SKINS (OTHER THAN FURSKINS) AND LEATHER
42	Artikuj prej lekure; objekte te shalimit dhe te kalerimit; mallra	184	200	282	294	543	ARTICLES OF LEATHER; SADDLERY AND HARNESS; TRAVEL GOODS, HA
43	Gezofet dhe gezofet artificiale; artikuj prej tyre	7	8	12	6	18	FURSKINS AND ARTIFICIAL FUR; MANUFACTURES THEREOF
44	Druri dhe artikuj prej druri; qymyr druri	1,676	1,823	1,780	1,859	2,509	WOOD AND ARTICLES OF WOOD; WOOD CHARCOAL
45	Tapat dhe artikujt prej tape	0	0	0	0	0	CORK AND ARTICLES OF CORK
46	Punimet e kashtes, kallamave, xunkthit	12	0	1	0	3	MANUFACTURES OF STRAW, OF ESPARTO OR OF OTHER PLAITING MA
47	Pulp druri dhe lende te tjera celulozike fibroze; mbetje ose kthime	47	15	47	71	127	PULP OF WOOD OR OF OTHER FIBROUS CELLULOSIC MATERIAL; RECO
48	Leter dhe karton; artikuj prej pulpit te letres, letres ose kartonit	2,125	2,738	4,990	6,610	5,557	PAPER AND PAPERBOARD; ARTICLES OF PAPER PULP, OF PAPER OR OF
49	Librat, gazetat, revistat, pikturat dhe produkte te tjera te	710	738	1,151	693	105	PRINTED BOOKS, NEWSPAPERS, PICTURES AND OTHER PRODUCTS OF
50	Mendafshi	3	2	2	0	0	SILK
51	Leshi, qimet e kafsheve, qofte te buta apo te ashpra, qime kali	31	16	31	32	73	WOOL, FINE OR COARSE ANIMAL HAIR; HORSEHAIR YARN AND WOVEN
52	Pambuku	32	35	47	103	56	COTTON
53	Fibra te tjera tekstile vegjetale; fill prej letre dhe pelhura te	0	0	0	0	0	OTHER VEGETABLE TEXTILE FIBRES; PAPER YARN AND WOVEN FABRIC
54	Filamentet artificiale	18	15	2	30	35	MAN-MADE FILAMENTS; STRIP AND THE LIKE OF MAN-MADE TEXTILE
55	Fibra themelore te bera nga njerezit	4	13	15	29	41	MAN-MADE STAPLE FIBRES
56	Mbushjet, shajaku dhe pelhura te paendura; fije speciale,	183	18	40	43	26	WADDING, FELT AND NONWOVENS; SPECIAL YARNS; TWINE, CORDAG
57	Qilimat dhe mbuluesit e tjere tekstile te dyshemese	12	9	1	5	4	CARPETS AND OTHER TEXTILE FLOOR COVERINGS
58	Pelhurat speciale te endura, pelhurat tekstile me xhufka;	8	6	13	30	18	SPECIAL WOVEN FABRICS; TUFTED TEXTILE FABRICS; LACE; TAPESTRY
59	Pelhurat tekstile te ngopura, te veshura, te mbuluara apo	25	18	29	18	30	IMPREGNATED, COATED, COVERED OR LAMINATED TEXTILE FABRICS;
60	Pelhura te endura me nje apo shume fije	62	42	16	54	43	KNITTED OR CROCHETED FABRICS
61	Artikuj te veshjes dhe plotesues te tyre, te thurura	13,773	12,987	14,527	17,174	17,293	ARTICLES OF APPAREL AND CLOTHING ACCESSORIES, KNITTED OR CRO
62	Artikuj te veshjes dhe plotesues te tyre, te endura	18,956	18,620	19,833	23,873	26,969	ARTICLES OF APPAREL AND CLOTHING ACCESSORIES, NOT KNITTED O
63	Artikuj te tjere tekstile te gatshem; grupet e artikujve tekstile;	700	740	972	1,325	1,356	OTHER MADE-UP TEXTILE ARTICLES; SETS; WORN CLOTHING AND WO
64	Veshjet e kembeve, gjynjaket dhe te ngjashme me to, pjeset e	30,292	29,709	33,765	42,854	43,620	FOOTWEAR, GAITERS AND THE LIKE; PARTS OF SUCH ARTICLES
65	Veshje te kokes dhe pjeset e tyre	0	2	47	297	570	HEADGEAR AND PARTS THEREOF
66	Cadrat, cadrat e diellit, bastunet, kamzhiqet, dhe pjeset e tyre	3	3	0	1	1	UMBRELLAS, SUN UMBRELLAS, WALKING STICKS, SEAT-STICKS, WHIPS
67	Pendet dhe puplat e pergatitura dhe artikujt prej tyre; lulet	0	0	0	0	0	PREPARED FEATHERS AND DOWN AND ARTICLES MADE OF FEATHERS
68	Artikujt prej guri, alcie, cimentoje, asbesti, mike dhe materiale te	238	239	299	270	357	ARTICLES OF STONE, PLASTER, CEMENT, ASBESTOS, MICA OR SIMILAR
69	Produkte qeramike	602	736	537	536	525	CERAMIC PRODUCTS
70	Qelqi dhe qelqurinat	404	361	303	100	166	GLASS AND GLASSWARE
71	Perlat natyrale dhe te kultivuara, gure te cmuar dhe gjysem te	342	256	345	438	687	NATURAL OR CULTURED PEARLS, PRECIOUS OR SEMI-PRECIOUS STON
72	Hekuri dhe celiku	26,552	24,376	20,928	21,080	18,979	IRON AND STEEL
73	Artikuj prej hekurit dhe celikut	744	1,197	885	1,569	2,192	ARTICLES OF IRON OR STEEL
74	Bakri dhe artikujt prej tij	3,968	3,943	3,055	2,441	1,489	COPPER AND ARTICLES THEREOF
75	Nikeli dhe artikujt prej tij	19	48	0	0	0	NICKEL AND ARTICLES THEREOF
76	Alumini dhe artikujt prej tij	3,092	3,207	3,979	4,738	5,427	ALUMINIUM AND ARTICLES THEREOF
77	Plumbi dhe artikujt prej tij	770	511	471	552	463	LEAD AND ARTICLES THEREOF
78	Zinku dhe artikujt prej tij	13	29	23	55	48	ZINC AND ARTICLES THEREOF
79	Kallaji dhe artikujt prej tij	0	0	0	0	0	TIN AND ARTICLES THEREOF
80	Metale te tjere baze; metaloqeramikat (lidhjet e forta); artikuj	7	1	1	0	0	OTHER BASE METALS; CERAMETS; ARTICLES THEREOF
81	Instrumentet perese dhe veglat e punes, thikat, luget, pirunite	56	65	77	108	117	TOOLS, IMPLEMENTS, CUTLERY, SPOONS AND FORKS, OF BASE METAL
82	Artikuj te ndryshem me metale baze	5,295	5,790	5,596	5,490	5,546	MISCELLANEOUS ARTICLES OF BASE METAL
83	Reaktoret berthamore, ngrohosat e ujit, makineri dhe pajisje	1,017	1,759	1,901	2,002	2,241	NUCLEAR REACTORS, BOILERS, MACHINERY AND MECHANICAL APPLIA
84	Makina elektrike, pajisje makinash elektrike dhe pjeset e tyre;	5,784	4,959	5,221	5,741	7,091	ELECTRICAL MACHINERY AND EQUIPMENT AND PARTS THEREOF; SOU
85	Lokomotivat, vagonet hekurudhore; materiale per hekurudhat,	43	2	20	1	10	RAILWAY OR TRAMWAY LOCOMOTIVES, ROLLING STOCK AND PARTS T
86	Mjete transporti te ndryshme nga ato hekurudhore dhe pjeset e	686	720	619	1,261	1,474	VEHICLES OTHER THAN RAILWAY OR TRAMWAY ROLLING STOCK, AND
87	Aeroplanet, anijet kozmike, dhe pjeset e tyre	162	186	190	27	19	AIRCRAFT, SPACECRAFT, AND PARTS THEREOF
88	Anijet, barkat dhe struktura lundrimi	57	15	250	108	23	SHIPS, BOATS AND FLOATING STRUCTURES
89	Instrumenta dhe aparature optike, fotografike, kinematografike,	212	193	383	694	670	OPTICAL, PHOTOGRAPHIC, CINEMATOGRAPHIC, MEASURING, CHECKI
90	Oret e te gjitha llojeve dhe pjeset e tyre	4	1	0	7	8	CLOCKS AND WATCHES AND PARTS THEREOF
91	Instrumentet muzikore; pjeset dhe aksesoret per keta artikuj	0	1	0	0	0	MUSICAL INSTRUMENTS; PARTS AND ACCESSORIES OF SUCH ARTICLES
92	Armet dhe municionet; pjeset dhe aksesoret te tyre	194	483	161	397	403	ARMS AND AMMUNITION; PARTS AND ACCESSORIES THEREOF
93	Orendi; orendi mjekesore ose kirurgjikal; shtreter, dyshek,	1,973	2,202	2,340	2,388	2,643	FURNITURE; BEDDING, MATTRESSES, MATTRESS SUPPORTS, CUSHION
94	Lodrat, pajisjet per lojra dhe sport; pjeset dhe aksesoret te tyre	626	694	730	909	930	TOYS, GAMES AND SPORTS REQUISITES; PARTS AND ACCESSORIES TH
95	Artikuj te ndryshem te prodhuar	113	125	153	329	841	MISCELLANEOUS MANUFACTURED ARTICLES
96	Veprat e artit, pjeset koleksionesh dhe antikitet	2	3	321	4	6	WORKS OF ART, COLLECTORS' PIECES AND ANTIQUES
97	Dispozita per klasifikime te vecanta	0	0	1	42	76	PROVISIONS FOR SPECIAL CLASSIFICATIONS
	Totali	197,343	213,428	246,188	255,556	243,296	

Tabela 21 Volumi i Eksporteve sipas kapitujve të S H
Table 21 Volume of Exports by H S Chapters

Kapitujt	Përshkrimi	2011	2012	2013	2014	2015	Description
01	Kafshe të gjalla	137	122	99	83	92	LIVE ANIMALS
02	Mish dhe të brendshme të ngjeshme të kafsheve	407	530	55	41	99	MEAT AND EDIBLE MEAT OFFAL
03	Peshk, krustace, mollusge dhe jvertebretre të tjere ujore	1,448	1,912	1,705	2,863	3,456	FISH AND CRUSTACEANS, MOLLUSCS AND OTHER AQUATIC INVERTEBRATES
04	Bulmet, vezet e zogjve, mjalti natyral, produktet e ngjeshme me origjine shtazore të paspecifikuara	3,012	4,342	1,245	243	1,865	DAIRY PRODUCTS; BIRDS' EGGS; NATURAL HONEY; EDIBLE PRODUCTS OF ANIMAL ORIGIN, NOT ELSEWHERE SPECIFIED OR
05	Produkte me origjine shtazore të paspecifikuara apo të papërfshira ndokund tjetër	1,523	1,004	1,027	1,423	1,194	PRODUCTS OF ANIMAL ORIGIN, NOT ELSEWHERE SPECIFIED OR INCLUDED
06	Peme dhe bime të tjera të gjalla; bulbet, rrenjet dhe të ngjashmet me to; lulet e keptura dhe gjithnjat	801	941	1,300	1,379	1,526	LIVE TREES AND OTHER PLANTS; BULBS, ROOTS AND THE LIKE; CUT FLOWERS AND ORNAMENTAL FOLIAGE
07	Zarazavatet dhe rrenjet dhe tuberet e ngjeshme	23,157	35,481	41,794	54,253	84,535	EDIBLE VEGETABLES AND CERTAIN ROOTS AND TUBERS
08	Frutat dhe arrat e ngjeshme; lekuret e agrumëve, shalqinjve dhe pjeprave	23,571	25,426	29,873	38,491	59,548	EDIBLE FRUIT AND NUTS; PEEL OF CITRUS FRUIT OR MELONS
09	Kafe, çaj, mate dhe era	254	308	333	491	491	COFFEE, TEA, MATÉ AND SPICES
10	Dritirat	333	42	166	48	125	CEREALS
11	Produkte të industrisë së blotes, malti; niseshteja; inulina; gluteni i grurit	2,104	728	40	35	61	PRODUCTS OF THE MILLING INDUSTRY; MALT; STARCHES; INULIN; WHEAT GLUTEN
12	Farera vajore dhe fruta oleogjene (vajore); perziejje kokrash, farerash dhe frutash; kashta dhe tagjia	10,510	11,113	12,248	12,979	14,454	OIL SEEDS AND OLEAGINOUS FRUITS; MISCELLANEOUS GRAINS, SEEDS AND FRUIT; INDUSTRIAL OR MEDICINAL PLANTS;
13	Llaçet; gomrat, rezinat dhe ekstrakte të tjera vegetale	19	4	20	5	26	LAC; GUMS, RESINS AND OTHER VEGETABLE SAPS AND EXTRACTS
14	Materiale vegetale që përdoren për thurje, produkte bimore të përfshira apo specifikuara ndokund tjetër	117	118	173	577	843	VEGETABLE PLANTING MATERIALS; VEGETABLE PRODUCTS NOT ELSEWHERE SPECIFIED OR INCLUDED
15	Dhjamra dhe vajra shtazore ose vegetale dhe produktet e ndarjes së tyre; dhjamra të ngjeshme të	1,247	1,606	1,221	569	800	ANIMAL OR VEGETABLE FATS AND OILS AND THEIR CLEAVAGE PRODUCTS; PREPARED EDIBLE FATS; ANIMAL OR VEGETA
16	Pergatitje të mishit, peshkut dhe krustaceve, mollusqeve dhe jvertebretre të tjere ujore	2,443	2,824	4,165	4,584	4,924	PREPARATIONS OF MEAT, OF FISH OR OF CRUSTACEANS, MOLLUSCS OR OTHER AQUATIC INVERTEBRATES
17	Sheqerant dhe prodhimet prej sheqeri	179	234	122	138	147	SUGARS AND SUGAR CONFECTIONERY
18	Kakao dhe pergatitjet prej saj	37	34	90	87	69	COCOA AND COCOA PREPARATIONS
19	Pergatitje prej drithesh, niellit, niseshtese ose qumeshiti; produktet e brumtarise	883	1,991	3,220	4,421	5,290	PREPARATIONS OF CEREALS, FLOUR, STARCH OR MILK; PASTRYCOOKS' PRODUCTS
20	Pergatitje prej zarazavatesh, frutash, arrash dhe pjesëve të tjera të ngjeshme të bimëve	2,145	2,144	2,678	2,937	4,145	PREPARATIONS OF VEGETABLES, FRUIT, NUTS OR OTHER PARTS OF PLANTS
21	Pergatitje të ndryshme të ngjeshme	32	64	245	206	296	MISCELLANEOUS EDIBLE PREPARATIONS
22	Pijet, alkoolet dhe uullat	3,107	4,852	5,892	6,919	10,271	BEVERAGES, SPIRITS AND VINEGAR
23	Mbajtjet dhe hedhurinat nga industria ushqimore; ushqim i përgatitur për kafshet	322	12	32	204	80	RESIDUES AND WASTE FROM THE FOOD INDUSTRIES; PREPARED ANIMAL FODDER
24	Duhani dhe zvendesues të duhanit	228	1,427	1,545	1,730	1,311	TOBACCO AND MANUFACTURED TOBACCO SUBSTITUTES
25	Kripe; sulfur; dhe dhe gure; gëlqere dhe cemento	864,880	#####	1,172,108	1,323,706	1,126,154	SALT; SULPHUR; EARTHS AND STONE; PLASTERING MATERIALS, LIME AND CEMENT
26	Minerale, skorje dhe hi	995,159	659,916	1,185,526	1,115,999	994,621	ORES, SLAG AND ASH
27	Kindete të djegshme minerale, vajra minerale dhe produktet e distilimit të tyre; substance bituminoze;	750,636	#####	1,286,904	1,220,784	1,199,865	MINERAL FUELS, MINERAL OILS AND PRODUCTS OF THEIR DISTILLATION; BITUMINOUS SUBSTANCES; MINERAL WAXES
28	Kimikate inorganike; kompone organike ose inorganike të metaleve të cmuar, të elementeve	566	2,498	4,959	2,387	20,905	INORGANIC CHEMICALS; ORGANIC OR INORGANIC COMPOUNDS OF PRECIOUS METALS, OF RARE-EARTH METALS, OF RA
29	Kimikate organike	853	13	389	700	417	ORGANIC CHEMICALS
30	Produkte farmaceutike	149	59	91	142	115	PHARMACEUTICAL PRODUCTS
31	Pleheruesit	2,239	233	128	130	185	FERTILISERS
32	Ekstrakte ngjyeshme dhe tanike; taninet dhe derivatet e tyre; ngjyrosesit, pigmentet dhe lendet e tjera	15,870	27,512	19,230	17,169	24,195	TANNING OR DYEING EXTRACTS; TANNINS AND THEIR DERIVATIVES; DYES, PIGMENTS AND OTHER COLOURING MATTER;
33	Esencat vajore dhe rezinoidet; pergatitjet e parfumerise, kozmetiket ose te tualetit	19	15	39	30	48	ESSENTIAL OILS AND RESINOIDS; PERFUMERY, COSMETIC OR TOILET PREPARATIONS
34	Sapunet, agjentet me vegrim te superfaqshem, preparatet larese, preparatet lubrifikuese, dyllit	110	110	159	324	395	SOAP; ORGANIC SURFACE-ACTIVE AGENTS; WASHING PREPARATIONS; LUBRICATING PREPARATIONS; ARTIFICIAL WAXES;
35	Substance aluminioze; amidonet e modifikuara; ngjites; enzimat	33	184	492	294	100	ALUMINOIDAL SUBSTANCES; MODIFIED STARCHES; GLUCES; ENZYMES
36	Eksplozivet; prodhimet piroteknike, shkrepsat, lidhjet piroteknike, substancat e ndezeshme	488	1,177	3,338	3,800	2,524	EXPLOSIVES; PYROTECHNICAL PRODUCTS; MATCHES; PYROPHOROUS; CERTAIN COMBUSTIBLE PREPARATIONS
37	Produktet fotografike ose kinematografike	3	2	2	0	11	PHOTOGRAPHIC OR CINEMATOGRAPHIC GOODS
38	Produkte të ndryshme kimike	6,402	1,435	11,726	17,803	13,111	MISCELLANEOUS CHEMICAL PRODUCTS
39	Plastikat dhe prodhimet prej plastike	8,522	6,942	9,169	10,772	9,588	PLASTICS AND ARTICLES THEREOF
40	Goma dhe artikujt prej saj	587	530	567	758	893	RUBBER AND ARTICLES THEREOF
41	Lekure të përpunuara ose jo (ndryshe nga ato të pelicerise, gezofet)	4,941	5,163	5,012	5,027	4,503	RAW HIDES AND SKINS (OTHER THAN FURSKINS) AND LEATHER
42	Artikujt prej lekure; objekte të shalimit dhe të kalerimit; mallra udhëtimi, canta, canta dore dhe mbajtjet	88	57	51	45	76	ARTICLES OF LEATHER; SADDLERY AND HARNESS; TRAVEL GOODS, HANDBAGS AND SIMILAR CONTAINERS; ARTICLES OF
43	Gezofet dhe gezofet artificiale; artikujt prej tyre	74	4	4	3	6	FURSKINS AND ARTIFICIAL FUR; MANUFACTURES THEREOF
44	Druri dhe artikujt prej druri; qymyr druri	29,641	102,044	98,361	85,268	104,082	WOOD AND ARTICLES OF WOOD; WOOD CHARCOAL
45	Tapa dhe artikujt prej tape	0	0	0	0	0	CORK AND ARTICLES OF CORK
46	Punimet e kashtes, kallamave, xunkhtit	0	4	112	72	165	MANUFACTURES OF STRAW, OF ESPARTO OR OF OTHER PLAITING MATERIALS; BASKETWARE AND WICKERWORK
47	Pulp druri dhe lende të tjera celulozike fibroze; mbetje ose kthime letre ose kartoni	954	1,154	3,954	7,188	8,753	PULP OF WOOD OR OF OTHER FIBROUS CELLULOSIC MATERIAL; RECOVERED (WASTE AND SCRAP) PAPER OR PAPERBOARD
48	Letet dhe karton; artikujt prej pulpit të letres, letres ose kartonit	16,522	17,904	16,752	16,192	17,199	PAPER AND PAPERBOARD; ARTICLES OF PAPER PULP, OF PAPER OR OF PAPERBOARD
49	Librat, gazetat, revistat, pikturat dhe produktet e tjera të industrisë së shtypit; doreshkrimet,	103	93	141	153	0	PRINTED BOOKS, NEWSPAPERS, PICTURES AND OTHER PRODUCTS OF THE PRINTING INDUSTRY; MANUSCRIPTS, TYPESCR
50	Mendafshja	1	0	1	0	0	SILK
51	Leshi, qimet e kafsheve, qofte të butra apo të ashpra, qime kali dhe pelhura prej tyre	443	219	230	350	787	WOOL, FINE OR COARSE ANIMAL HAIR; HORSEHAIR YARN AND WOVEN FABRIC
52	Pambuku	53	41	59	115	69	COTTON
53	Fibra të tjera tekstile vegetale; fill prej letre dhe pelhura të endura me fill prej letre	0	0	0	0	0	OTHER VEGETABLE TEXTILE FIBRES; PAPER YARN AND WOVEN FABRICS OF PAPER YARN
54	Filamentet artificiale	25	18	36	3	113	MAN-MADE FIBRES; RIP AND THE LIKE OF MAN-MADE TEXTILE MATERIALS
55	Fibrat themelore të bera nga njerëzit	18	11	15	94	118	MAN-MADE STAPLE FIBRES
56	Mbushjet, shajaku dhe pelhura të paendura; fije speciale, spangat, kordonet, litaret, kavot dhe artikujt	56	234	320	255	140	WADDING, FELT AND NONWOVENS; SPECIAL YARNS; TWINE, CORDAGE, ROPES AND CABLES AND ARTICLES THEREOF
57	Qilimat dhe mbuluesit e tjere tekstile të dyshemes	24	18	4	8	5	CARPETS AND OTHER TEXTILE FLOOR COVERINGS
58	Pelhurat speciale të endura, pelhurat tekstile me xhufka; tantelat; tapicerite, zburkurimet; qendismat	2	1	4	10	5	SPECIAL WOVEN FABRICS; TUFTED TEXTILE FABRICS; LACE; TAPESTRIES; TRIMMINGS; EMBROIDERY
59	Pelhurat tekstile të ngopura, të veshura, të mbuluar apo laminuar; artikujt të tjere tekstile të	20	7	32	16	59	IMPERMEABLE, COATED, COVERED OR LAMINATED TEXTILE FABRICS; TEXTILE ARTICLES OF A KIND SUITABLE FOR INDUS
60	Pelhura të endura me nje apo shume fije	64	27	13	43	38	KNITTED OR CROCHETED FABRICS
61	Artikujt të veshjes dhe plotesues të tyre, të thurura	9,415	8,648	9,605	10,719	10,817	ARTICLES OF APPAREL AND CLOTHING ACCESSORIES, KNITTED OR CROCHETED
62	Artikujt të veshjes dhe plotesues të tyre, të endura	9,586	8,346	8,946	9,579	10,236	ARTICLES OF APPAREL AND CLOTHING ACCESSORIES, NOT KNITTED OR CROCHETED
63	Artikujt të tjere tekstile të gatshme; grupet e artikujve tekstile; veshjet e perdorura dhe artikujt tekstile të	1,539	1,329	1,588	2,178	2,298	OTHER MADE-UP TEXTILE ARTICLES; SETS; WORN CLOTHING AND WORN TEXTILE ARTICLES; RAGS
64	Veshjet e kembesve, gjynjërit dhe të ngjashme me to, pjeset e tyre	19,929	17,333	19,204	23,822	22,584	FOOTWEAR, GAITERS AND THE LIKE; PARTS OF SUCH ARTICLES
65	Veshjet e kokës dhe pjeset e tyre	0	3	17	96	164	HEADGEAR AND PARTS THEREOF
66	Cadrat, cadrat e diellit, bastunet, kamzhiqet, dhe pjeset e tyre	0	2	1	3	2	UMBRELLAS, SUN UMBRELLAS, WALKING STICKS, SEAT-STICKS, WHIPS, RIDING-CROPS AND PARTS THEREOF
67	Pendet dhe puplat e përgatitura dhe artikujt prej tyre; lulet artificiale; artikujt prej flokëve të njerzve	0	0	0	0	0	PREPARED FEATHERS AND DOWN AND ARTICLES MADE OF FEATHERS OR OF DOWN; ARTIFICIAL FLOWERS; ARTICLES OF
68	Artikujt prej gurit, allicie, cimentoje, asbesti, mke dhe materiale të ngjashme	5,709	5,400	9,127	9,369	11,268	ARTICLES OF STONE, PLASTER, CEMENT, ASBESTOS, MICA OR SIMILAR MATERIALS
69	Produkte qeramike	60,683	112,201	85,057	87,554	100,850	CERAMIC PRODUCTS
70	Qelqit dhe qelqinrat	2,210	1,910	961	603	1,208	GLASS AND GLASSWARE
71	Pelrat natyrale dhe të kultivuara, gure të cmuar dhe gjysem të cmuar, metale të cmuar, metale e	105	94	95	90	80	NATURAL OR CULTURED PEARLS; PRECIOUS OR SEMI-PRECIOUS STONES, PRECIOUS METALS, METALS CLAD WITH PRECI
72	Hekuri dhe celiku	413,535	367,093	291,160	303,054	279,714	IRON AND STEEL
73	Artikujt prej hekurit dhe celikut	4,562	6,407	4,871	6,625	9,716	ARTICLES OF IRON OR STEEL
74	Bakri dhe artikujt prej tij	9,823	5,777	4,751	4,049	2,542	COPPER AND ARTICLES THEREOF
75	Nikeli dhe artikujt prej tij	55	500	0	0	0	NICKEL AND ARTICLES THEREOF
76	Alumini dhe artikujt prej tij	10,558	11,532	13,975	16,583	17,110	ALUMINIUM AND ARTICLES THEREOF
77	Plumbi dhe artikujt prej tij	3,351	2,372	2,079	2,603	2,091	LEAD AND ARTICLES THEREOF
78	Zinku dhe artikujt prej tij	54	222	174	339	312	ZINC AND ARTICLES THEREOF
79	Kalaji dhe artikujt prej tij	0	0	0	0	0	TIN AND ARTICLES THEREOF
80	Metale të tjere baze; metaloqeramikat (lidhjet e forta); artikujt prej tyre	4	23	0	0	0	OTHER BASE METALS; CERMET; ARTICLES THEREOF
81	Instrumentet perese dhe veglat e punes, thikat, luget, pirunjtë dhe takemet e tjera të ngrenies prej	51	154	129	43	53	TOOLS, IMPLEMENTS, CUTLERY, SPOONS AND FORKS, OF BASE METAL; PARTS THEREOF OF BASE METAL
82	Artikujt të ndryshem me metale baze	6,611	7,049	6,939	6,775	7,052	MISCELLANEOUS ARTICLES OF BASE METAL
83	Reaktoret berthamore, ngrohësat e ujit, makineri dhe pajisje makinash; pjeset e tyre	1,864	4,331	4,544	3,414	4,626	NUCLEAR REACTORS, BOILERS, MACHINERY AND MECHANICAL APPLIANCES; PARTS THEREOF
84	Makina elektrike, pajisje makinash elektrike dhe pjeset e tyre; regjistruetit dhe riprodhuesit e zerit,	14,517	11,382	11,101	11,265	12,101	ELECTRICAL MACHINERY AND EQUIPMENT AND PARTS THEREOF; SOUND RECORDERS AND REPRODUCERS; TELEVISION I
85	Lokomotivat, vagonet hekurudhore; materiale për hekurudhat, dhe pjeset e tyre; pajisjet mekanike,	225	10	12	11	45	RAILWAY OR TRAMWAY LOCOMOTIVES, ROLLING STOCK AND PARTS THEREOF; RAILWAY OR TRAMWAY TRACK VEHICLES
86	Mjete transporti të ndryshme nga ato hekurudhore dhe pjeset e aksesore të tyre	1,233	3,241	2,055	3,949	5,854	VEHICLES OTHER THAN RAILWAY OR TRAMWAY ROLLING STOCK, AND PARTS AND ACCESSORIES THEREOF
87	Aeroplanet, anijet kozmike, dhe pjeset e tyre	25	31	25	0	0	AIRCRAFT, SPACECRAFT, AND PARTS THEREOF
88	Anijet, barkat dhe struktura lundrimi	1,692	26	480	135	31	SHIPS, BOATS AND FLOATING STRUCTURES
89	Instrumente dhe aparature optike, fotografike, kinematografike, të matjes, kontrollit, precize, mjekesore	65	60	127	415	493	OPTICAL, PHOTOGRAPHIC, CINEMATOGRAPHIC, MEASURING, CHECKING, PRECISION, MEDICAL OR SURGICAL INSTRUME
90	Oret e të gjitha llojeve dhe pjeset e tyre	2	0	0	0	0	CLOCKS AND WATCHES AND PARTS THEREOF
91	Instrumentet muzikore; pjeset dhe aksesore për këta artikuj	0	1	1	0	0	MUSICAL INSTRUMENTS; PARTS AND ACCESSORIES OF SUCH ARTICLES
92	Armët dhe municionet; pjeset dhe aksesore të tyre	1,065	3,673	775	2,284	1,666	ARMS AND AMMUNITION; PARTS AND ACCESSORIES THEREOF
93	Orendi, orendi mjekesore ose kirurgjikal; shtrëter, dysheket, jasteket dhe orendi të ngjashme të fryra;	10,784	12,252	11,225	10,834	11,042	SHIPS, BEDDING, MATTRESSES, MATTRESS SUPPORTS, CUSHIONS AND SIMILAR STUFFED FURNISHINGS; LAMPS AN
94	Lodrat, pajisjet për lojëra dhe sport; pjeset dhe aksesore të tyre	1,441	1,356	1,467	1,760	1,893	TOYS, GAMES AND SPORTS REQUISITES; PARTS AND ACCESSORIES THEREOF
95	Artikujt të ndryshem të prodhuar	21	56	110	866	2,906	MISCELLANEOUS MANUFACTURED ARTICLES
96	Veptrat e artit, pjeset koleksionesh dhe antikitet	1	2	2	3	3	WORKS OF ART, COLLECTORS' PIECES AND ANTIQUES
97	Dispozita për klasifikime të vecanta	0	1	9	94	192	PROVISIONS FOR SPECIAL CLASSIFICATIONS
98	Totale	3,415,546	#####	4,419,790	4,482,974	4,244,096	

Tabela Nr 22 Përshkrimet e seksioneve të S H
Table No 22 Descriptions of H S Sections

Sections	Description	Chapters
I	Kafshet e gjalla produktet me origjine prej kafsheve	1-5.
II	Produktet vegjetale	6-14.
III	Vajra dhe dhjamra kafshore apo vegjetale etj	15
IV	Ushqime te pergatitura , pijet , uthullat,duhanet etj	16-24.
V	Produktet minerale	25-27.
VI	Produktet e industrise kimike dhe te industrise te lidhjeve	28-38.
VII	Plastikat dhe artikujt prej tyre gomat dhe artikujt prej saj	39-40.
VIII	Lekurat ,gezofet mallrat e udhetimit,cantat etj	41-43.
IX	Druri dhe artikujt prej tij qymyri, prodhimet e kashtes xunkth etj	44-46.
X	Brumi i drurit letra kartoni etj	47-49.
XI	Tekstilet dhe artikujt prej tyre	50-63.
XII	Veshjet e kembeve,kokes,cadrat,bastunet puplat,lulet artificialeetj	64-67.
XIII	Artikuj guri ,allcie.cimentoje,asbesti,qelqi,prodhimet e tij	68-70.
XIV	Perlat natyrale apo te kultivuara , guret e cmuar , gjysem te cmuar ,metalet e cmuar ,monedha etj	71
XV	Metalet baze dhe artikujt prej metaleve baze	72-83.
XVI	Makineri dhe pajisje mekanike,elektrike,regjistruesit dhe riprodhuesit e tingujve ,imazhit televiziv etj	84-85.
XVII	Mjetet e transportit,avionet,anijet, pajisjet e tyre	86-89.
XVIII	Instrumentat dhe aparatet optike,fotografike, kinematografike,mjekesore, instrumentat muzikore etj	90-92.
XIX	Armet dhe municionet ,pjeset dhe plotesuesit etj	93
XX	Artikujt e ndryshem te prodhuar	94-96.
XXI	Veprat e artit ,koleksionet ,antikat	97-98.

Tabela 23 Importi Total sipas Procedurave
Table 23 Total Import by Procedure

Procedures	Description	2014		2015		Description
		Volume/Ton	Value/mln lek	Volume/Ton	Value/mln lek	
4000	Import per konsum direkt pa procedure te meparshme	2,813,071	359,321	2,856,995	367,471	definitive import without previous procedure
4041	Import per konsum pas RPA me rimbursim	44,590	1,578	104,629	4,103	import after inward processing with drawback
4051	Import per konsum pas RPA me pezullim	4,524	190	4,789	532	import after inward processing with suspension
4053	Import per konsum pas RLP me perjashtim te plote	603	732	685	658	import after temporary importation with total exemption
4055	Import per konsum pas RLP me perjashtim te pjesshem	1,057	511	2,853	1,721	import after temporary importation with partial exemption
4056	Import per konsum pas ekspozitave ose panairove	2	3	6	4	import after exhibitions or fairs
4071	Import per konsum pas magazinimit doganor	133,632	19,414	157,641	20,061	import after customs warehousing regime
4078	Import per konsum pas vendosjes ne zone ose magazine te lire	510,287	48,972	507,305	35,234	import after free warehousing or free zones
4091	Import per konsum pas perpunimit nen kontrollin doganor			233	184	import after processing under customs control
4100	Import per konsum per RPA me rimbursim	265,027	12,148	155,212	7,144	import after inward processing with drawback
4141	Transferim i mallrave ne RPA me rimbursim ne nje regjim tjetër RPA	28,296	1,004	5,160	317	transferal of goods from an inward processing with drawback to an other inward processing
4151	Transferim i mallrave nga RPA me pezullim ne nje tjetër RPA me rimbursim	2,059	54			transferal of goods from an inward processing/suspension to an inward processing / drawback
4171	Import per RPA me rimbursim pas magazinimit doganor	19,685	745	4,989	186	import for inward processing with drawback after customs warehousing
4178	Import per RPA me rimbursim pas zones ose magazines se lire	708	67	1,521	107	import for inward processing with drawback after free area or free warehouse
4200	Import per konsum i mallrave te perjashtuara pa procedure te meparshme	40,620	13,053	11,447	7,102	import of exempted goods without previous procedure
4253	Import per konsum me perjashtim nga taksat per RLP	95	1,003	5	115	import of exempted goods after temporary importation
4255	Hedhje per konsum me perjashtim pas RLP me perjashtim te pjesshem					consumption relise except after temporary admission regime with partial suspension
4256	Import per konsum me perjashtim nga taksat pas ekspozitave ose panairove					import of exempted goods after exhibits/fairs
4271	Import per konsum i mallrave te perjashtuara pas magazines doganore	353	312	70	170	import of exempted goods after customs warehousing
4278	Import per konsum i mallrave te perjashtuara pas magazines se lire	38,311	4,140	1,331	147	import of exempted goods after free warehouse
4700	Qarkullim i lire me akcise te pezulluar	16,917	6,618	20,142	5,870	free flow with akcise suspended
4778	Qarkullim i lire me akcise te pezulluar pas magazines se lire	43,671	4,081	38,971	3,007	free flow with akcise suspended after free warehouse
4900	Import paraprak mallrave PP, Shkembim standart i garantuar	0	5			import of outward processing, standart exchange
5100	Import i perkohshem per RPA me pezullim	149,036	85,757	172,427	94,230	temporary importation for inward processing, suspension
5141	Transferim i mallrave nga RPA me rimbursim ne RPA me pezullim			531	2	transfer of goods from an drawback processing to an suspension processing
5151	Transferim i mallrave apo produkteve kompesuese nga RPA tek nje tjetër	12,941	3,034	11,219	4,187	transferal of goods among two inward processing regims
5171	Import per RPA pas magazinimit doganor	8	14	18	37	temporary importation for inward processing, after customs warehousing
5178	Futja e mallrave me RPA me pezullim nga magazina e lire	5,021	423	15,654	1,383	introducing of suspension RPA goods from free warehouse
5300	Import i perkohshem per RLP me perjashtim te plote	21,891	8,130	20,407	5,243	temporary importation with total exemption
5353	Transferim i RLP me perjashtim te plote nga nje mbajtes tek nje tjetër	144	391	53	9	transfer of temporary admission regime with total exemption from a carrier to another
5356	Import perkohshem me perjashtim te plote pas ekspozitave ose panairove	46	44	3	5	temporary importation with total exemption after exhibitions or fairs
5371	Import i perkohshem perjashtim i plote pas magazinimit doganor	76	255	36	83	temporary importation with total exemption after customs warehousing
5500	Import i perkohshem per RLP me perjashtim te pjesshem	7,240	4,425	6,398	4,034	temporary importation with partial exemption
5553	RLP me perjashtim te pjesshem pas RLP me perjashtim te plote	515	62	470	46	RLP with partial exception after of RLP with full exception
5555	Transferim nga mbajtesi tek persona te tjere i RLP me perjashtim te pjesshem	77	59	517	106	transfer from the holder to other people's RLP partial suspension
5571	Import per RLP me perjashtim te pjesshem pas magazines doganore	27	165	27	115	import for RLP partial suspension after customs warehouse
5600	Import i perkohshem per ekspozita pa procedure te meparshme	247	213	194	225	temporary importation for exhibitions or fairs without previous procedure
5671	Import i perkohshem per ekspozite pas magazinimit doganor			0	2	temporary import for exhibition after customs warehouse
6121	Ri-Importim i mallrave ne RPP	1,115	72	1,660	132	re importation under outward processing
6221	Operacione perpunimi ne vend te huaj	25	13	0	4	processing operations in a foreign country
6323	Ri-Importim i mallrave te rikthyera pa ndryshime	1,768	594	1,999	1,099	re importation of the returned goods without changes
6378	Ri importim i mallrave shqiptare nga magazina e lire			1,093	45	re importation of albanian goods from free warehouse
6525	Ri-Importim i mallrave te eksportuar per riparime	569	185	693	378	re importation of the repaired goods
6571	Riimportim nga eksporti per riparime pas magazinimit doganor	3	2	0	1	re-importation from export for repairs after customs warehousing
6910	Rikthim i mallrave te eksportuara definitivisht	629	135	744	133	re importation of exported goods (ex 1)
9100	Vendosje nen perpunim doganor pa procedure te meparshme			444	400	processing under customs control without previous procedure
9171	Perpunim nen kontroll doganor pas magazinimit doganore			32	35	processing under customs control after customs warehousing
9300	Asgjesimi i mallrave nen kontroll doganor	67	1	1,173	32	destruction of goods under processing under customs control regime
9341	Shkaterim i mallrave pas RPA me rimbursim	16,309	0	12,943	0	destruction of goods after inward processing / drawback
9351	Shkaterim i mallrave qe kane qene ne RPA pezullim	7,706	54	8,747	107	destruction of goods after inward processing / suspension
9353	Shkaterim i mallrave pas RLP me perjashtim te plote	168	0	47	0	destruction of goods after temporary admission with exemption
9355	Shkaterim i mallrave pas RLP me perjashtim te pjesshem	7	0			destruction of goods after temporary admission with partial exemption
9371	Shkaterimi i mallrave qe qene ne magazinimit doganor			23	7	destruction of goods after customs warehousing
9678	Sistemim situatave pas hyrjes se mallrave ne magazine te lire			6,125	173	collation situation after entry of goods in free warehouse
9778	Diferenca ne matje ne magazine te lire	756	192	1,392	63	the difference in measurements in a free warehouse
9941	Firo natyrore ose teknike e mallrave qe kane qene ne RPA perjashtim	2,427	0	1,784	0	natural or technical losses of inward processing / exemption
9951	Firo natyrore ose teknike e mallrave qe kane qene ne RPA pezullim	8,052	2	8,334	21	natural or technical losses of inward processing / suspension
9978	Firo natyrore ose teknike e mallrave qe kane qene ne Mag te Lire			8	1	natural or technical losses of goods in free warehousing
Totali		4,200,373	578,173	4,149,178	566,471	

Tabela Nr 24 Eksporti Total sipas Procedurës
Table No. 24 Total Export by Procedure

Procedura	Përshkrimi	2014		2015		Description
		Volume/Ton	Value/mil lek	Volume/Ton	Value/ml	
1000	Eksport definitiv direkt	4,231,965	129,745	3,940,000	106,669	definitive export
1021	Eksport definitiv pas exportit të përkohshëm					definitive export after temporary export
1023	Eksport definitiv pasi eksporti të përkohshëm për lëshim pa ndryshime	31	23	21	13	definitive export after temporary exportation for return without changes
1025	Eksport definitiv pas eksportit të përkohshëm për riparime	26	20	31	11	definitive export after temporary exportation for repair
1051	Eksport pas RPA me paullitim	1	0	0	0	export after inward processing suspension
1053	Eksport pas RLP me përjashtim të plotë					definitive export after temporary importation with total exemption
1055	Eksport pas RLP me përjashtim të pjesshëm					definitive export after temporary importation with partial exemption
1072	Eksport i mallrave shpëtarë që kanë qenë në MagDag	4	3	5	4	definitive export of albanian goods after customs warehousing
2100	Eksport i përkohshëm për RPL direkt pa procedurë të mëparshme	1,276	242	1,626	228	temporary exportation for outward processing without previous procedure
2151	Eksport i përkohshëm për regjimin e përpunimit paqev	26	55	46	111	temporary exportation for outward processing
2300	Eksport i përkohshëm për këthim pa ndryshime pa procedurë të mëparshme	1,898	630	2,061	1,054	temporary exportation for return without changes without previous procedure
2500	Eksport i përkohshëm i mallrave shpëtarë për riparime	798	916	715	1,112	temporary exportation of albanian goods for repair
2553	Eksport i përkohshëm për riparime i mallrave që janë në RLP	2	4	3	4	temporary exportation for repair of the goods under temporary importation
2555	Eksport i përkohshëm për riparime i mallrave që janë në RLP përjashtim i pjesshëm	4	2	13	13	temporary exportation for repair of the goods under temporary importation partial exemption
2571	Ekip përq për riparime i mallrave që rindodhen në regjimin doganor					temporary exportation of goods under customs warehousing regime
3100	Këthim në origjinë pa procedurë të mëparshme	699	279	1,352	700	return to origine country without previous procedure
3140	Rikëqortim pas importimit për konsum të brendshëm	699	86	752	366	reexport after definitive import
3141	Ri-eksportim pas RPA me vëlbuarim	123,659	9,565	152,529	10,700	re-export after inward processing with drawback
3151	Ri-eksportim pas RPA me paullitim	124,391	115,543	147,734	124,493	re-export after inward processing with suspension
3153	Ri-eksportim pas importimit me RLP me përjashtim të plotë	19,903	7,536	19,606	5,149	re-export after temporary importation with total exemption
3155	Ri-eksportim pas RLP me përjashtim të pjesshëm	7,472	4,765	6,070	2,923	re-export after temporary importation with partial exemption
3156	Ri-eksportim pas eksportimit ose panarëves	258	232	182	195	re-export after exhibitions or fairs
3171	Ri-eksportim pas hyrjes në MagDag i mallrave jo shpëtarë	26,644	5,830	23,281	6,313	re-impotation of non albanian goods under customs warehousing regime
3178	Ri-eksportim pas vendosjes në magazina ose zona të lira	642,837	45,743	1,354,388	55,939	re-exportation after customs warehousing or free zones
Total		5,482,791	321,209	5,650,410	317,006	

Tabella 25 Marrëveshjet e Tregtisë së Lirë Import
Table 25 Free Trade Agreements Import

Grupimet	2014				Shtetet	2015			
	MTE		Total			FTA		Total	
	Volumi/Ton	Vlera/Shek. lek	Volumi/Ton	Vlera/Shek. lek		Volumi/Ton	Vlera/Shek. lek	Volumi/Ton	Vlera/Shek. lek
EU	1,224,019	109,703	1,990,075	342,314	EU	1,130,540	102,743	1,990,201	336,150
CEFTA	518,556	26,856	725,273	48,730	CEFTA	511,369	26,024	691,484	42,164
EFTA	185	184	4,173	17,141	EFTA	508	24	5,706	8,625
Turqi	198,387	32,413	239,853	38,881	Turkey	224,105	37,250	278,421	43,746
Total	1,925,027	227,956	2,999,354	449,066	Total	1,870,522	166,041	2,985,802	429,685

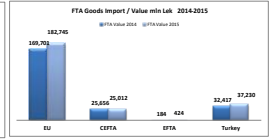
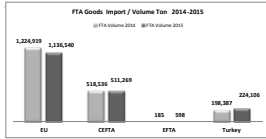


Tabela 26 Marrëveshjet e Tregtisë së Lirë Eksport
Table 26 Free Trade Agreements Export

Grupimet	2014				States	2015			
	MTL Volume/Ton	MTL Value/mln lek	Total Volume/Ton	Total Value/mln lek		FTA Volume/Ton	FTA Value/mln lek	Total Volume/Ton	Total Value/mln lek
BE	291,816	95,752	1,563,093	197,948	EU	366,197	104,395	1,541,940	183,171
CEFTA	395,483	14,113	1,775,894	29,629	CEFTA	1,123,444	20,437	1,783,892	34,530
EFTA	88	55	45,675	1,952	EFTA	180	61	38,631	2,469
Turqia	136,106	8,436	178,234	10,051	Turkey	76,257	5,011	143,236	6,949
Totali	823,493	118,356	3,562,896	239,579	Totals	1,566,079	129,904	3,507,699	227,119

