



**General Directorate of Customs
Fiscal Analyses Unit**

BULETINI FISKAL

Janar - Dhjetor 2015

**FISCAL BULLETIN
January-December 2015**

Përmbajtja
Content

Të Ardhurat Doganore në Total dhe sipas zërave

Customs Revenues

1. Realizimi i të Ardhurave Doganore (Taksë doganore, Akcisë, Tvsh,Rentë minerare,etj.)
Customs Revenues (Customs Duty, Excise,VAT,Mineral Royalty,etc.)
2. Realizimi i të Ardhurave Doganore në vite
Customs Revenues in years
3. Taksa Doganore në vite
Customs Duty in years
4. Akcisa në vite
Excise in years
5. Tvsh në vite
VAT in years
6. Renta minerare në vite
Mineral Royalty in years
7. Niveli mesatar i Taksës Doganore në vite
Average Tariff Rate in years

Volumi i Importeve në Vlerë

Value of Imports

8. Vlera e importeve sipas muajve
Value of imports by months
9. Vlera e importeve në vite
Value of imports in years
10. Importi i Taksuar në vite
Taxable imports in years
11. Importi i Pataksuar në vite
Untaxable Imports in years
12. Importi me Regjim Perpunimi Aktiv në vite
Import under inëard processing in years
13. Kursi i këmbimit të dollarit amerikan kundrejt lekut
Exchange rate USD/Lek
14. Kursi i këmbimit të Euros kundrejt lekut
Exchange rate Euro/Lek

Mallrat Kryesore të Akcisës dhe Mallrat që zënë peshën kryesore në Totalin e të Ardhurave

Main Excise Commodities and Main Imports Revenues Collected

15. Mallrat Kryesore të Akcizës (Cigare, Birrë, Kafe, Karburant)
Main Excise Commodities by months(Cigarette, Beer,Fuel,Coffee)
16. Importi i Kafes,Birrës,Cigareve,Karburantit në Vite
Main Excise Commodities by years (Coffee,Beer,Cigarette,Fuel)
17. Mallrat që zënë peshën kryesore në Totalin e Të Ardhurave
Main Imports Revenues Collected




Tabela 2 Realizimi i të Ardhurave Doganore në vite

Table 2 Customs Revenues in years

Në milion lekë

Muajt	2011	2012	2013	2014	2015	Months
Janar	8,088	7,720	8,988	9,175	8,406	January
Shkurt	8,125	8,800	8,963	10,177	9,755	February
Mars	9,614	10,879	9,929	12,203	11,115	March
Prill	9,419	9,492	11,164	11,613	11,746	April
Maj	9,931	10,440	11,721	12,893	12,014	May
Qershor	11,129	10,923	10,599	13,234	12,965	June
Korrik	11,004	11,299	12,926	12,658	13,968	July
Gusht	13,351	12,881	12,456	14,707	13,791	August
Shtator	10,230	11,173	10,591	13,595	12,485	September
Tetor	11,251	12,369	13,240	14,815	13,073	October
Nentor	11,694	11,633	12,295	12,622	12,395	November
Dhjetor	14,593	12,060	16,535	12,948	13,473	December
Progresivi	128,430	129,669	139,408	150,640	145,186	Total

Nuk janë të zbritura Rimbursimet e Akcizës

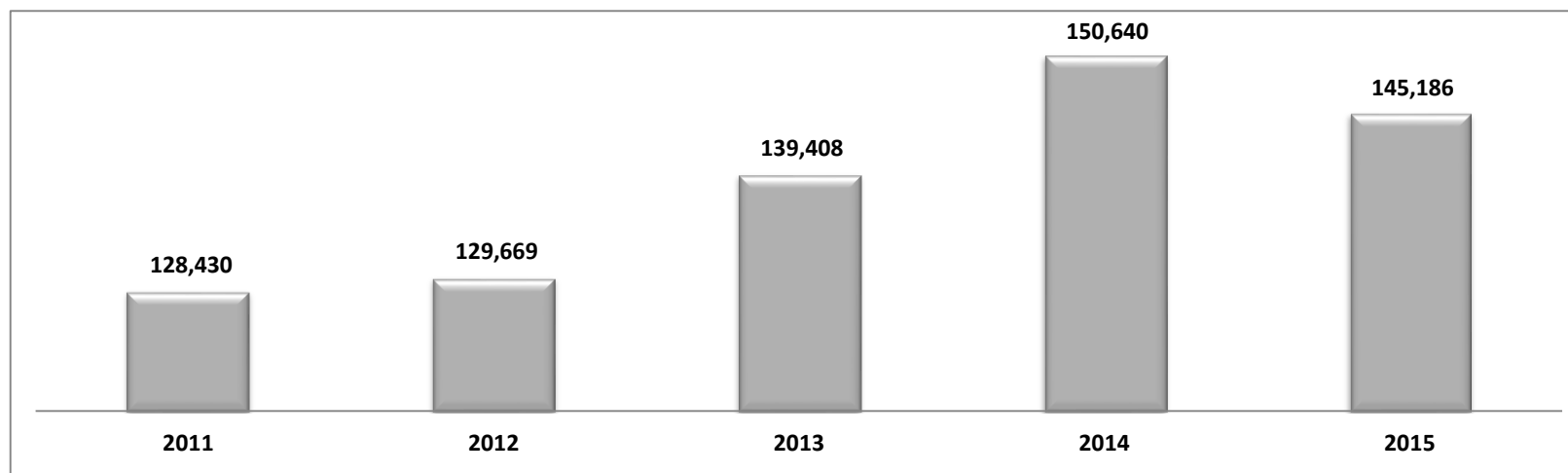


Tabela 3 Taksa Doganore në vite

Table 3 Customs Duty in years

Në milion Lekë

Muajt	2011	2012	2013	2014	2015	Months
Janar	543	412	349	388	350	January
Shkurt	476	436	405	401	395	February
Mars	599	500	412	452	531	March
Prill	536	426	477	466	413	April
Maj	540	534	509	548	452	May
Qershor	591	565	422	500	501	June
Korrik	579	572	557	500	525	July
Gusht	607	560	498	485	553	August
Shtator	584	503	433	508	477	September
Tetor	582	507	515	584	537	October
Nentor	572	534	533	508	489	November
Dhjetor	641	571	686	510	572	December
Progresivi	6,849	6,118	5,797	5,851	5,795	Total

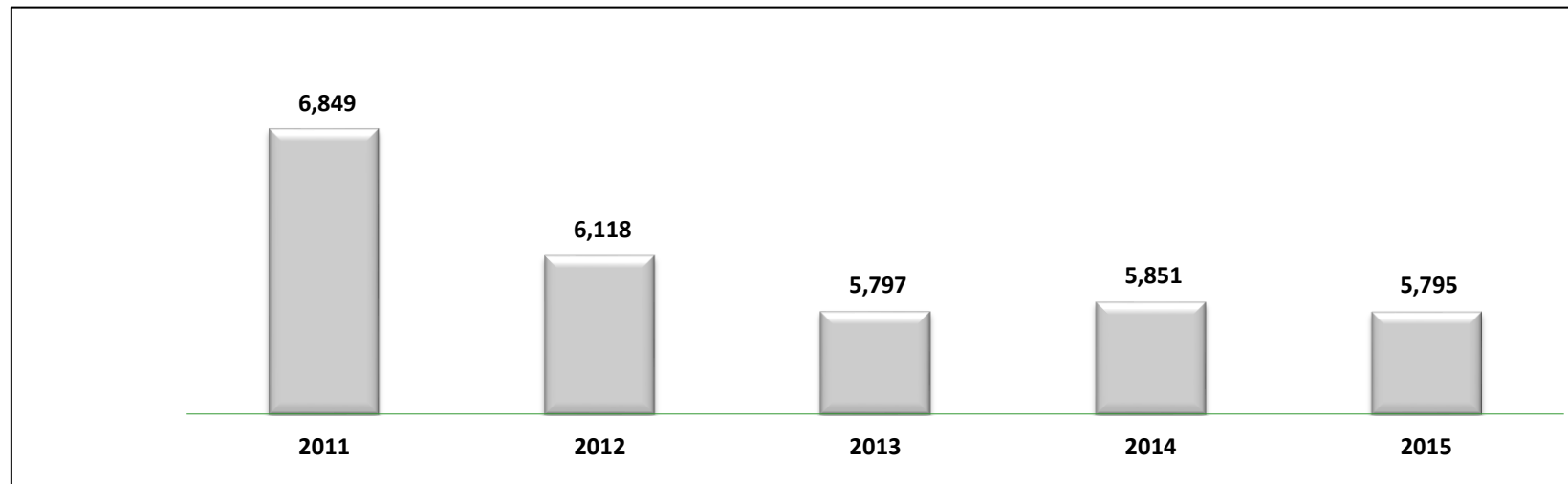


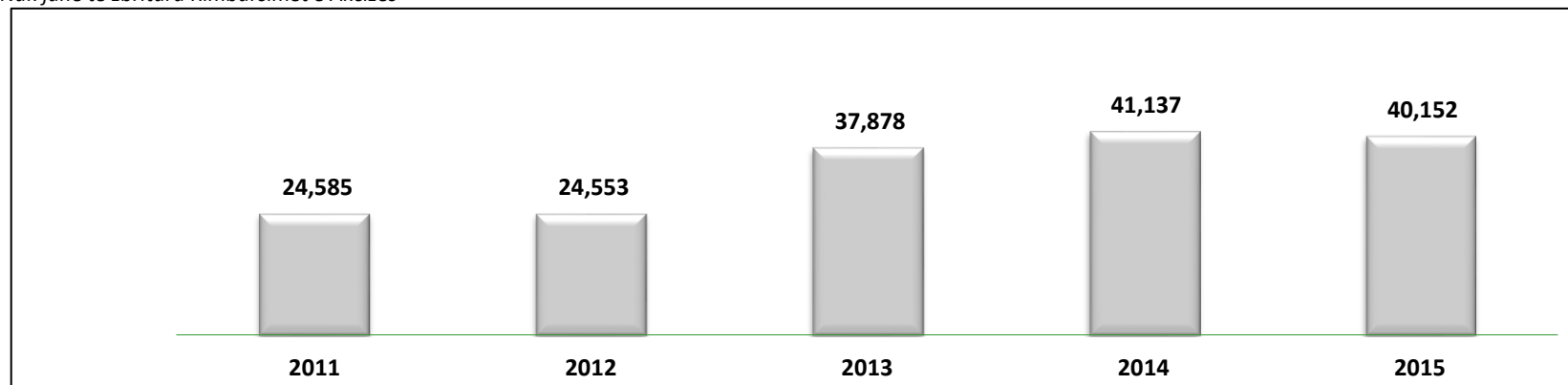
Tabela 4 Akciza në vite

Table 4 Excise in years

Në milion Lekë

Muajt	2011	2012	2013	2014	2015	Months
Janar	1,411	1,102	2,329	1,622	2,050	January
Shkurt	1,316	1,507	2,506	2,068	2,583	February
Mars	1,465	1,792	2,391	2,464	2,697	March
Prill	1,531	1,371	2,916	2,953	3,605	April
Maj	1,656	1,638	3,105	3,416	3,305	May
Qershor	2,275	2,096	2,701	3,750	3,707	June
Korrik	2,240	2,237	3,414	3,649	4,033	July
Gusht	3,729	2,652	3,390	4,927	4,680	August
Shtator	1,440	2,209	2,395	4,446	3,622	September
Tetor	2,046	2,267	3,738	4,836	3,338	October
Nentor	2,055	2,395	3,516	3,795	3,278	November
Dhjetor	3,421	3,288	5,476	3,211	3,253	December
Progresivi	24,585	24,553	37,878	41,137	40,152	Total

Nuk janë të zbritura Rimbursimet e Akcizës



Shënim :

Tabela 5 Tvsh në vite
Table 5 VAT in years

Në milion lekë

Muajt	2011	2012	2013	2014	2015	Months
Janar	5,851	5,847	5,651	6,627	5,805	January
Shkurt	6,066	6,445	5,620	7,158	6,581	February
Mars	7,265	8,026	6,403	8,647	7,657	March
Prill	7,105	7,045	7,178	7,512	7,444	April
Maj	7,387	7,762	7,420	8,239	7,792	May
Qershor	7,988	7,894	6,879	8,360	8,278	June
Korrik	7,875	7,694	8,199	7,985	8,986	July
Gusht	8,674	8,856	7,820	8,700	8,245	August
Shtator	7,799	7,537	7,106	8,249	8,006	September
Tetor	8,224	8,992	8,237	9,003	8,883	October
Nentor	8,633	8,116	7,654	8,018	8,343	November
Dhjetor	10,058	7,560	9,667	8,892	9,345	December
Progresivi	92,925	91,773	87,837	97,391	95,365	Total

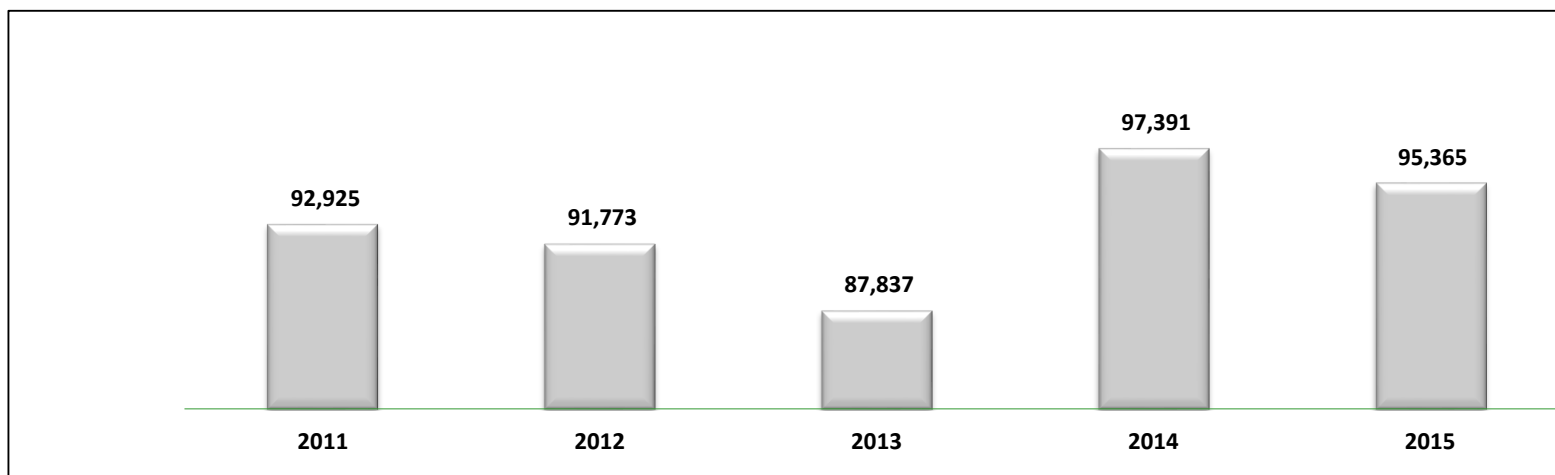


Tabela 6 Renta Minerare në vite
Table 6 Mineral Royalty in years

Në milion Lekë

Muajt	2011	2012	2013	2014	2015	Months
Janar	260	331	659	539	201	January
Shkurt	228	389	432	551	195	February
Mars	253	534	724	639	230	March
Prill	218	605	592	682	284	April
Maj	310	471	687	689	465	May
Qershor	250	338	598	624	478	June
Korrik	282	356	755	524	424	July
Gusht	309	640	748	594	312	August
Shtator	360	524	656	391	381	September
Tetor	346	539	749	392	315	October
Nentor	398	556	592	300	285	November
Dhjetor	409	607	705	334	302	December
Progresivi	3,625	5,890	7,896	6,260	3,874	Total

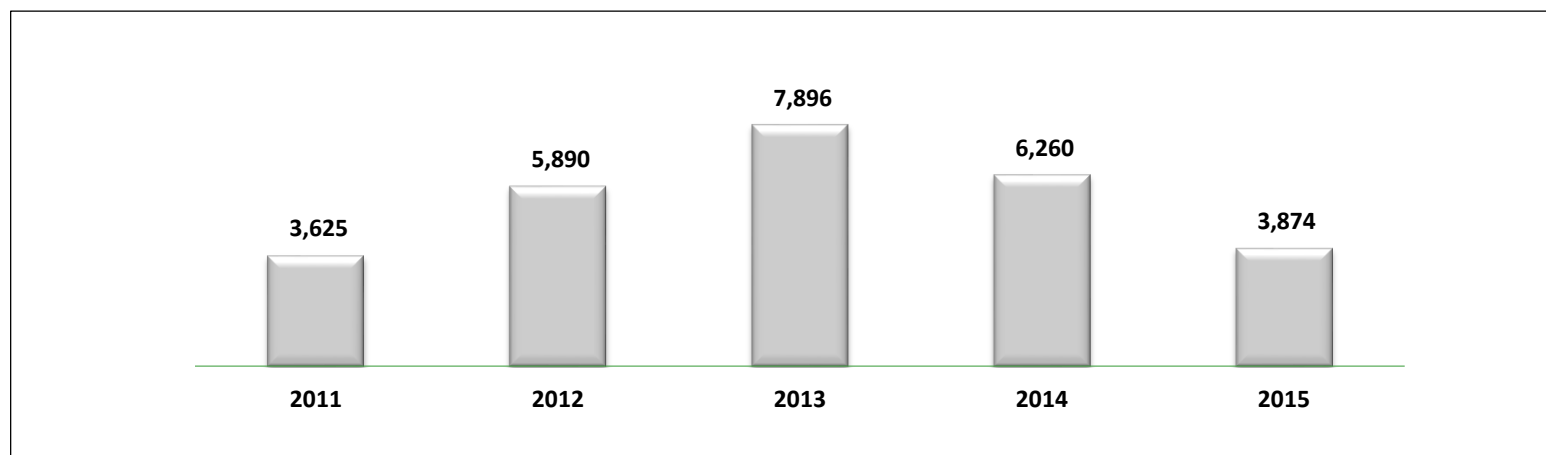


Tabela 7 Niveli mesatar i taksës doganore në vite

Table 7 Average Tariff Rate in years

Në %

Muajt	2011	2012	2013	2014	2015	Months
Janar	1.98	1.34	1.31	1.34	1.30	January
Shkurt	1.62	1.47	1.53	1.31	1.29	February
Mars	1.72	1.36	1.34	1.39	1.48	March
Prill	1.56	1.28	1.43	1.26	1.20	April
Maj	1.54	1.48	1.49	1.44	1.28	May
Qershor	1.61	1.53	1.33	1.31	1.34	June
Korrik	1.56	1.56	1.47	1.37	1.31	July
Gusht	1.55	1.49	1.41	1.28	1.54	August
Shtator	1.60	1.37	1.31	1.33	1.30	September
Tetor	1.46	1.36	1.38	1.39	1.33	October
Nentor	1.45	1.45	1.54	1.39	1.25	November
Dhjetor	1.34	1.50	1.55	1.16	1.30	December
Niveli mesatar i taksës doganore	1.56	1.43	1.43	1.33	1.33	Average tariff rate

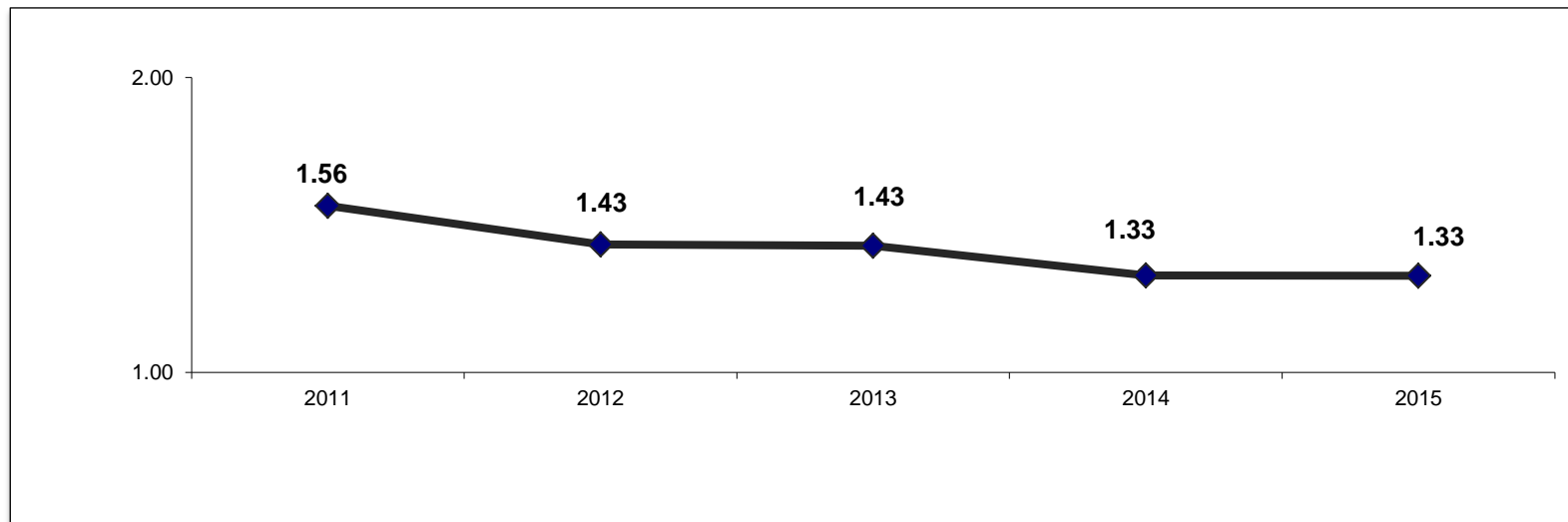


Tabela 8 Vlera e Importeve sipas muajve

Table 8 Value of imports by months

Në milion lekë

Muajt	Import		Import i Taksuar		Import i Pataksuar		Përpunim Aktiv		Të Tjera		Months
	Vlera		Vlera	%	Vlera	%	Vlera	%	Vlera	%	
Janar	36,526		26,938	74	541	1	7,409	20	1,637	4	January
Shkurt	40,373		30,558	76	1,069	3	7,596	19	1,149	2.8	February
Mars	46,036		35,797	78	497	1	8,267	18	1,475	3.2	March
Prill	45,660		34,322	75	640	1	8,886	19	1,812	4.0	April
Maj	47,811		35,248	74	695	1	10,254	21	1,614	3.4	May
Qershor	50,854		37,477	74	1,062	2	9,770	19	2,545	5.0	June
Korrik	54,838		40,029	73	712	1	10,451	19	3,646	6.6	July
Gusht	42,509		35,984	85	308	1	4,483	11	1,733	4.1	August
Shtator	45,333		36,695	81	516	1	7,159	16	962	2.1	September
Tetor	51,944		40,369	78	578	1	9,114	18	1,883	3.6	October
Nentor	50,364		39,036	78	440	1	9,580	19	1,307	2.6	November
Dhjetor	54,525		44,126	81	474	1	8,403	15	1,522	2.8	December
Progresivi	566,772		436,579	925	7,534	16	101,374	18	21,285	3.8	Total

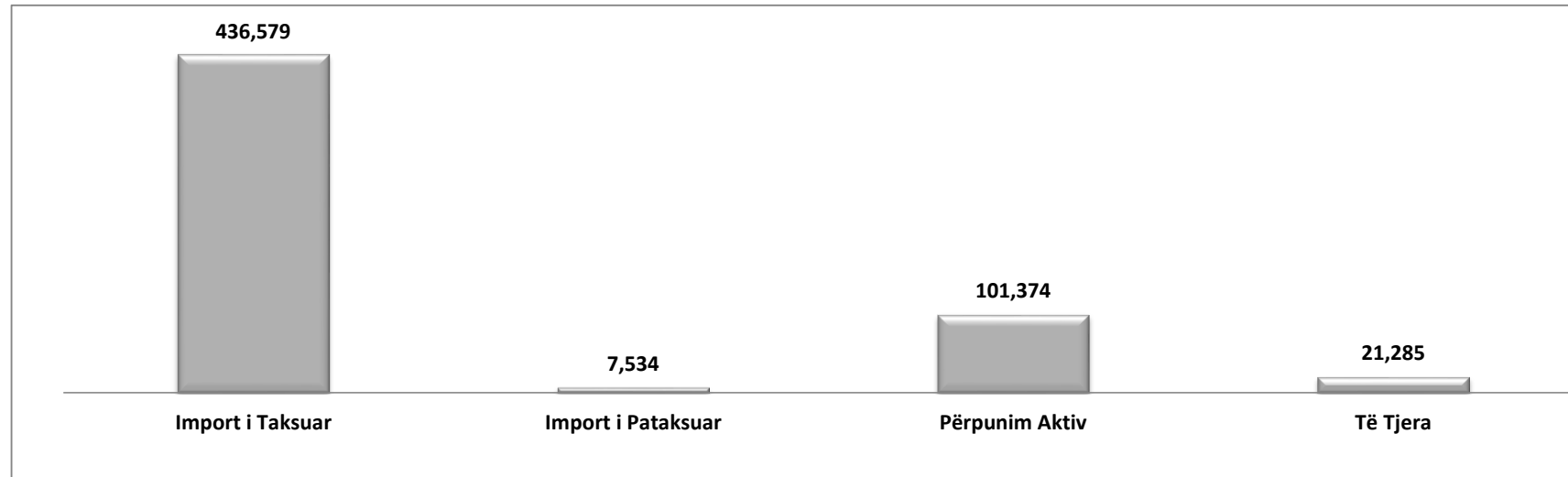


Tabela 9 Vlera e Importeve për periudhën Janar-Dhjetor 2011-2015

Table 9 Value of Imports in years January-December 2011-2015

Në milion lekë

Vitet	2011	2012	2013	2014	2015	Years
Importi I Taksuar	437,750	426,595	405,514	440,260	436,579	Taxable imports
Importi I Pataksuar	29,066	31,981	32,003	18,657	7,534	Untaxable imports
Importi me RPA	77,878	71,803	78,894	99,112	101,374	Import under inward processing
Te tjera Importe	18,390	22,773	14,763	18,824	23,564	Other imports
Totali I Importeve	563,084	553,152	531,174	576,852	569,051	Total of imports

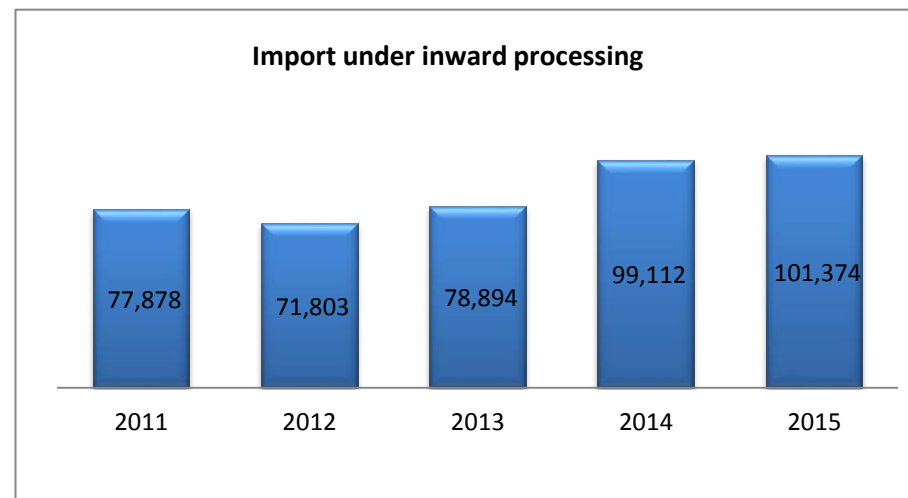
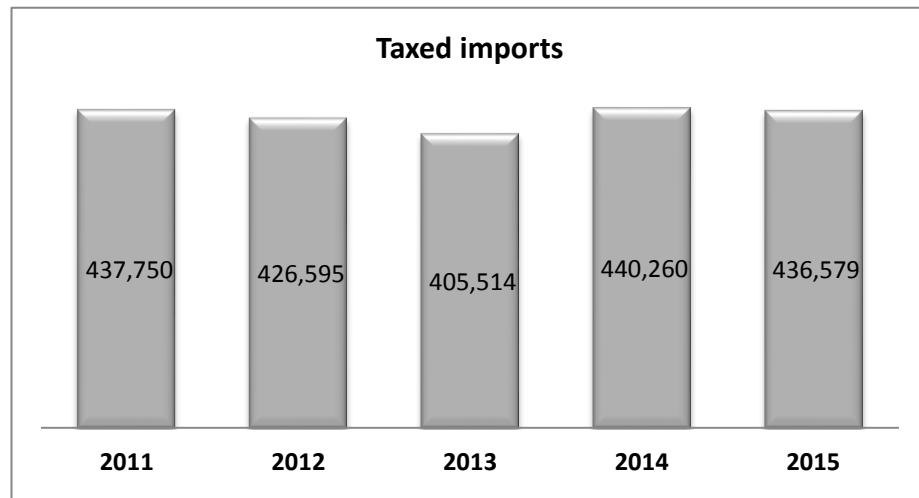


Tabela 10 Importi i Taksuar në vite
Table 10 Taxable imports in years

Ne milion leke

Muajt	2011	2012	2013	2014	2015	Months
Janar	27,482	30,834	26,600	29,003	26,938	January
Shkurt	29,307	29,544	26,486	30,544	30,558	February
Mars	34,798	36,785	30,599	32,519	35,797	March
Prill	34,393	33,392	33,290	36,849	34,322	April
Maj	35,199	36,009	34,303	38,098	35,248	May
Qershor	36,621	37,024	31,690	38,048	37,477	June
Korrik	37,196	36,558	37,754	36,582	40,029	July
Gusht	39,063	37,704	35,477	37,841	35,984	August
Shtator	36,392	36,846	33,189	38,129	36,695	September
Tetor	40,000	37,200	37,287	41,990	40,369	October
Nentor	39,413	36,758	34,651	36,560	39,036	November
Dhjetor	47,887	37,942	44,189	44,096	44,126	December
Progresivi	437,750	426,595	405,514	440,260	436,579	Total

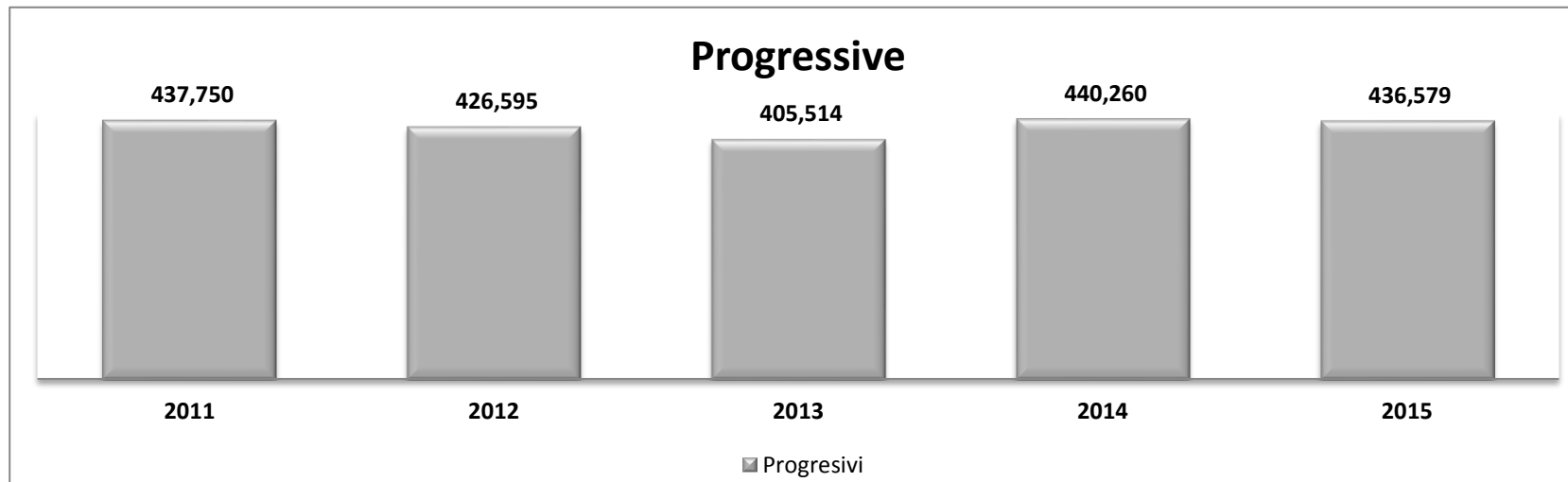
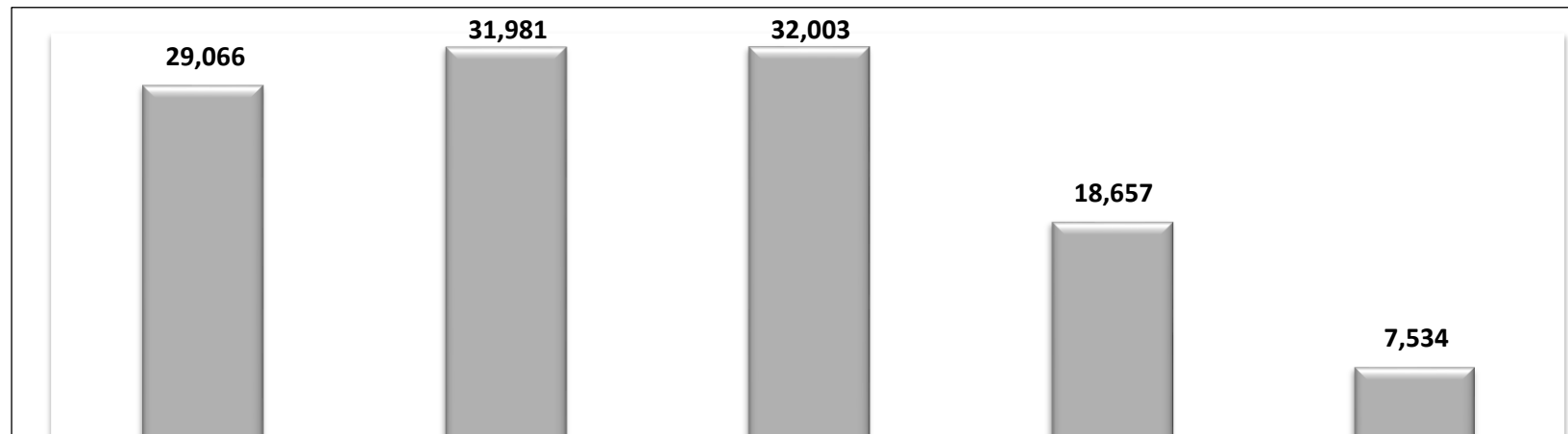




Tabela 11 Importi i Pataksuar në Vite
Table 11 Not Taxable Imports in years

Në milion lekë

Muajt	2011	2012	2013	2014	2015	Months
Janar	2,339	1,874	2,589	1,518	541	January
Shkurt	2,446	3,138	1,947	2,077	1,069	February
Mars	1,918	1,977	2,408	2,330	497	March
Prill	3,356	1,589	2,233	1,062	640	April
Maj	2,320	2,505	3,126	1,315	695	May
Qershor	2,673	2,570	2,528	2,017	1,062	June
Korrik	2,874	3,573	3,463	1,819	712	July
Gusht	2,703	3,570	3,155	1,961	308	August
Shtator	2,703	2,229	2,693	1,062	516	September
Tetor	1,895	2,645	2,526	1,177	578	October
Nentor	2,133	3,034	2,088	1,117	440	November
Dhjetor	1,706	3,276	3,248	1,202	474	December
Progresivi	29,066	31,981	32,003	18,657	7,534	Total






Tabela 12 Importi me Regjim Përpunimi Aktiv në vite
Table 12 Import under inward processing in years

Në milion lekë

Muajt	2010	2011	2012	2013	2014	2015	Months
Janar	4,263	5,467	4,523	5,148	6,708	7,409	January
Shkurt	4,924	5,975	4,873	4,992	6,971	7,596	February
Mars	5,525	6,284	5,551	5,797	7,904	8,267	March
Prill	5,562	7,901	5,218	6,124	8,504	8,886	April
Maj	6,811	8,743	6,101	7,983	9,230	10,254	May
Qershor	5,869	7,281	6,597	7,707	9,042	9,770	June
Korrik	6,818	7,650	7,583	7,731	8,979	10,451	July
Gusht	3,201	4,479	4,652	3,991	5,130	4,483	August
Shtator	5,433	6,554	7,977	6,402	8,306	7,159	September
Tetor	6,835	5,536	6,766	7,215	9,218	9,114	October
Nentor	6,375	5,628	6,101	7,718	10,138	9,580	November
Dhjetor	6,077	6,380	5,860	8,086	8,982	8,403	December
Progresivi	67,693	77,878	71,803	78,894	99,112	101,374	Total

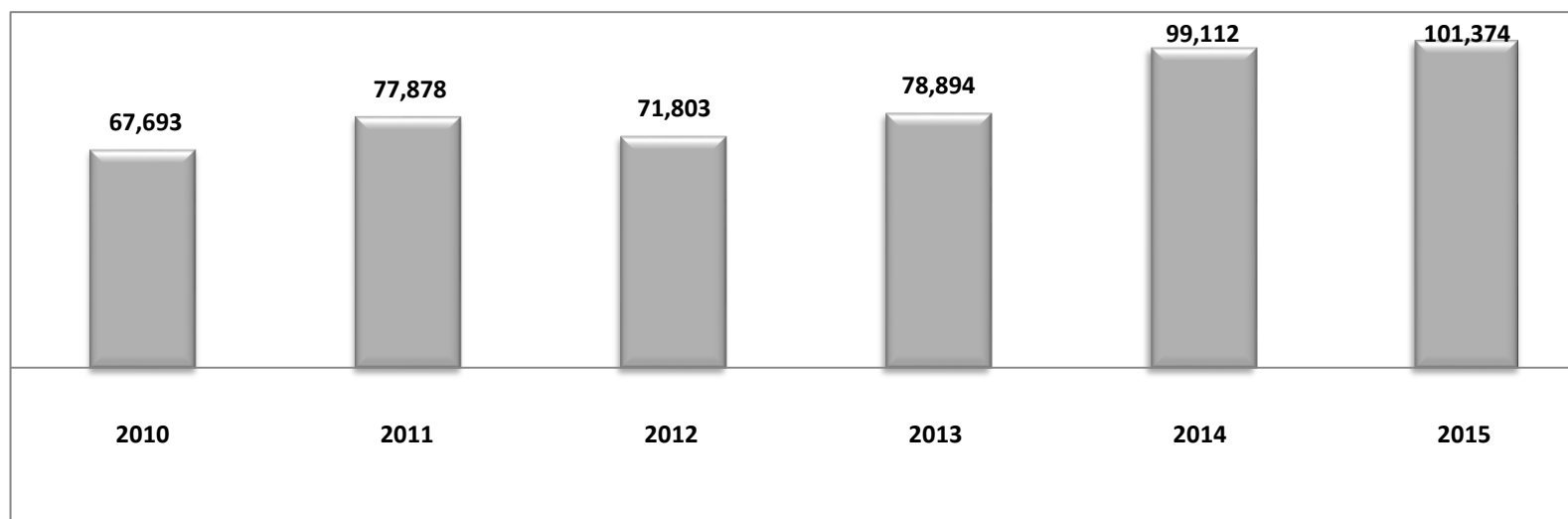


Tabela 13 Kursi i këmbimit të dollarit amerikan kundrejt lekut

Table 13 Exchange rate USD/Lek

Muajt	2011	2012	2013	2014	2015	Months
Janar	104.00	107.54	105.85	101.86	118.06	January
Shkurt	102.16	105.30	103.00	103.66	123.35	February
Mars	101.25	104.12	106.48	101.58	124.96	March
Prill	99.04	105.20	109.15	101.89	130.63	April
Maj	97.00	106.04	107.65	101.36	125.61	May
Qershor	98.58	111.92	108.16	102.72	128.48	June
Korrik	97.68	109.86	107.99	102.78	125.57	July
Gusht	98.16	111.95	105.58	103.81	127.49	August
Shtator	100.55	110.09	105.71	105.84	124.63	September
Tetor	104.19	108.34	104.76	110.89	124.24	October
Nentor	101.24	107.62	102.52	110.77	126.43	November
Dhjetor	105.23	108.02	103.17	112.31	130.35	December
Kursi mesatar	100.76	108.00	105.84	104.96	125.82	Average rate

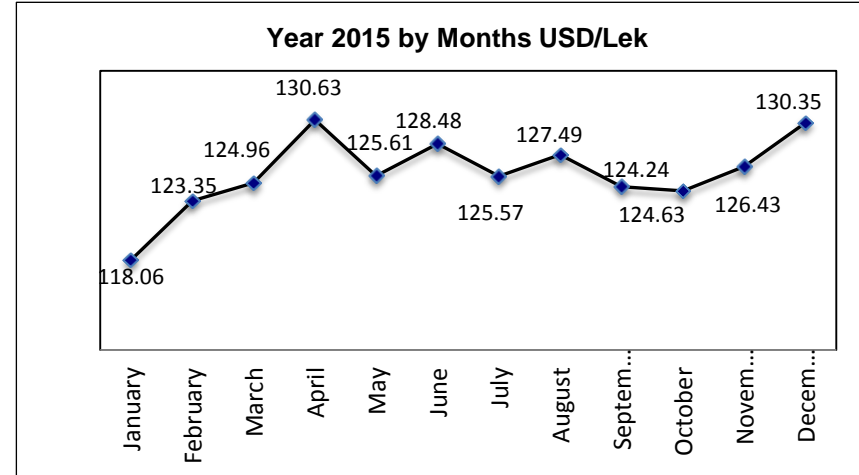
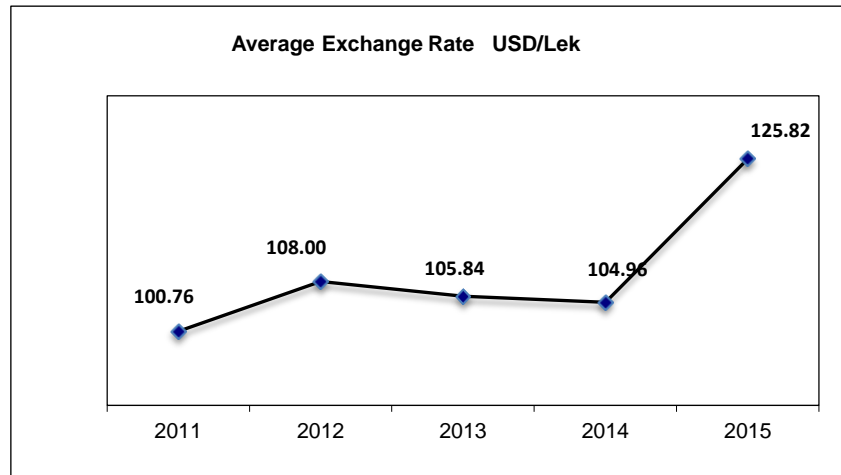
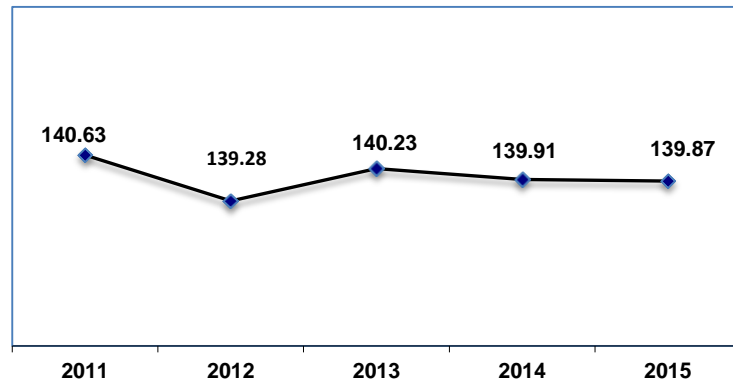


Tabela 14 Kursi i këmbimit të Euros kundrejt lekut

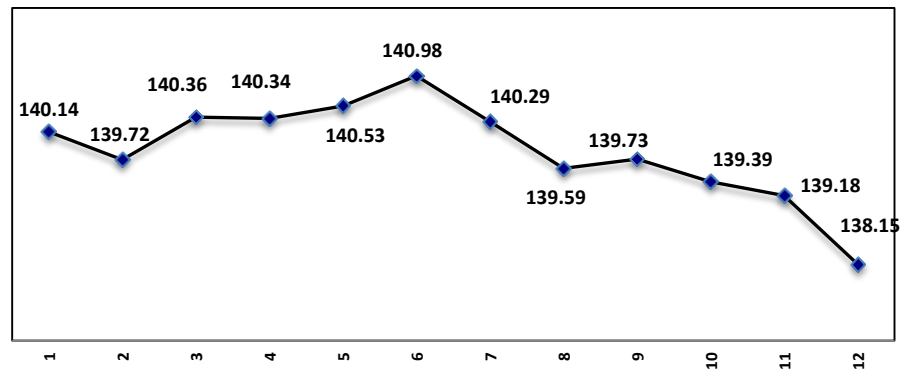
Table 14 Exchange rate Euro/Lek

Muajt	2011	2012	2013	2014	2015	Months
Janar	138.77	138.93	139.59	140.2	140.14	January
Shkurt	139.31	138.93	139.58	140.44	139.72	February
Mars	139.92	140.08	139.66	140.14	140.36	March
Prill	140.57	140.38	139.91	140.27	140.34	April
Maj	142.40	140.33	140.72	140.08	140.53	May
Qershor	142.10	139.09	140.45	139.86	140.98	June
Korrik	141.41	138.17	140.96	140.26	140.29	July
Gusht	140.19	137.31	140.20	139.02	139.59	August
Shtator	140.44	138.24	139.98	139.44	139.73	September
Tetor	140.95	140.19	141.37	139.89	139.39	October
Nentor	141.75	139.81	140.11	139.27	139.18	November
Dhjetor	139.74	139.87	140.25	140.1	138.15	December
Kursi mesatar	140.63	139.28	140.23	139.91	139.87	Average rate

Average Exchange Rate Euro/Lek



Year 2015 by Months Euro/Lek



]

Tabela 16 Mallrat kryesore të Akcisës sipas viteve (Kafe, Birrë,Cigare,Karburante)

Table 16 Main Excise Commodities by years (Coffee,Beer,Cigarette,Fuel)

	Kafe Coffee	Birrë Beer	Cigare Cigarette	Karburante Fuel	
	Sasia/Ton	Sasia/ 000/Litra	Sasia/Ton	Sasia/ Ton	
2011	6,546	31,447	3,250	457,297	2011
2012	6,884	29,674	3,630	431,858	2012
2013	7,165	27,961	3,694	459,829	2013
2014	7,412	26,102	2,976	481,776	2014
2015	8,606	30,090	2,478	463,887	2015

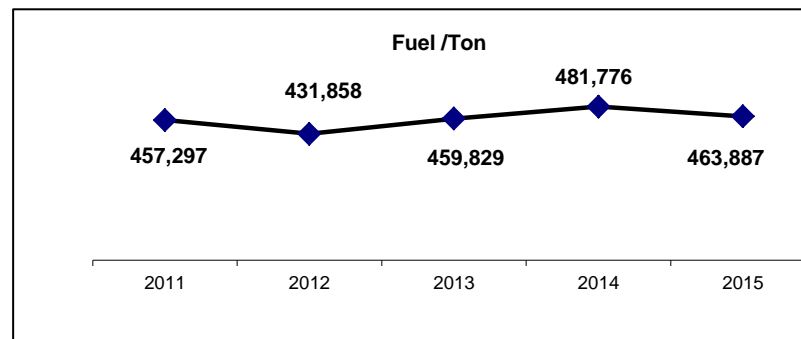
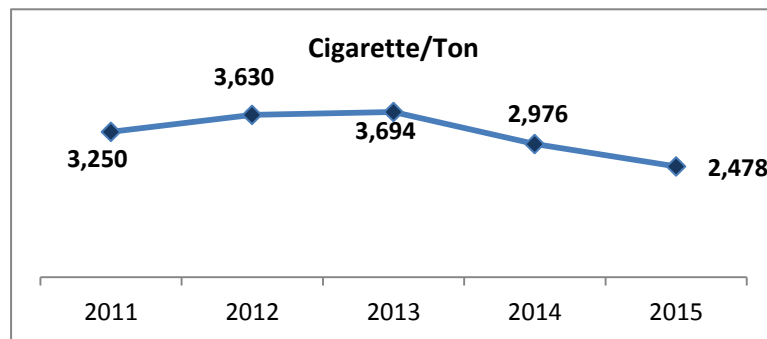
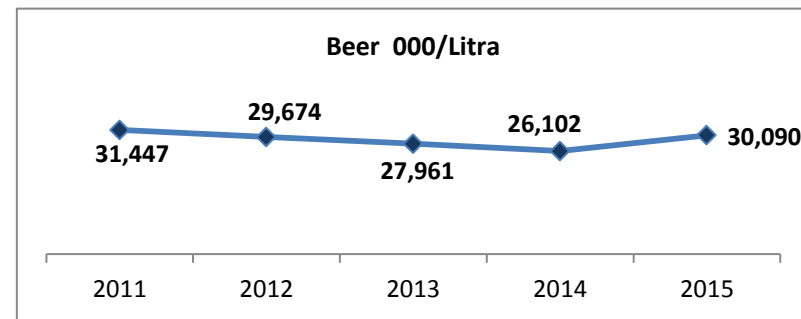
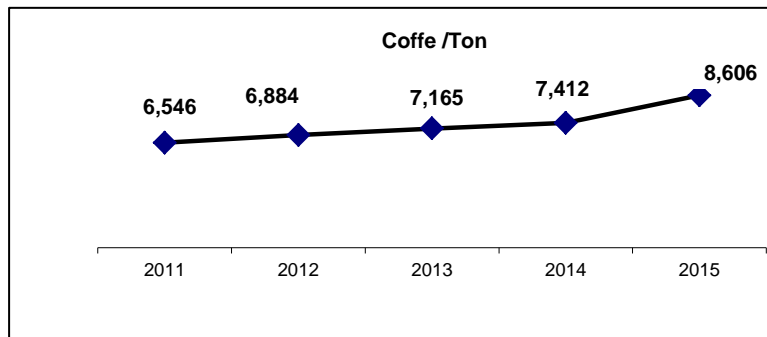


Tabela 17 Të ardhurat sipas mallrave kryesore, 12 Muaj 2015

	Pershkrimi	Të Ardhurat në Milion Lekë	Kontributi në % ndaj të ardhurave gjithësej
1	Karburante Import	37,391	25.75
2	Cigare	17,300	11.92
3	Hekur Celik Gize materiale prej tyre	5,921	4.08
4	Automjeteve te perdorura	4,063	2.80
5	Plastika Polimeretdhe artikujt	3,706	2.55
6	Rente Minerare Nafte Bruto	3,168	2.18
7	Energji Elektrike	2,740	1.89
8	Birre Importi	2,272	1.56
9	Mishi	2,211	1.52
10	Mielli dhe Gruri	2,204	1.52
11	Fruta Perime	1,911	1.32
12	Pergatitjet e Brumit	1,502	1.03
13	Druri dhe artikuj prej tij	1,406	0.97
14	Automjeteve te reja	1,230	0.85
15	Pllaka Qeramike dhe Hidrosanitare	1,226	0.84
16	Kafe	1,203	0.83
17	Alumini dhe artikujve prej tij	1,064	0.73
18	Gaz i Lëngët	1,042	0.72
19	Sheqeri	982	0.68
20	Vaji Ushqimor	981	0.68
	Total	93,525	64.42

Table 17 Main Imports Revenues Collected, 12 Months 2015

Headin g	Description	Revenues In Million Leke	Contribution in % to income total
1	Fuels Import and Production	37,391	25.75
2	Cigars	17,300	11.92
3	Iron products	5,921	4.08
4	Used vehicles for the transport	4,063	2.80
5	Polymers	3,706	2.55
6	Royalty for crude oil Export	3,168	2.18
7	Electricity	2,740	1.89
8	Beer Import and Production	2,272	1.56
9	Meat	2,211	1.52
10	Wheat and meslin	2,204	1.52
11	Fruit, vegetables	1,911	1.32
12	Pasta, Bread, pastry, cakes, biscuits and other bakers' wares	1,502	1.03
13	Wood, Other articles of wood	1,406	0.97
14	New vehicles for the transport	1,230	0.85
15	Glazed ceramic, Ceramic sinks, washbasins, washbasin	1,226	0.84
16	Coffee	1,203	0.83
17	Aluminium, Other articles of aluminium	1,064	0.73
18	Petroleum gases LPG	1,042	0.72
19	Sugar	982	0.68
20	Cooking Oil	981	0.68
	Total	93,525	64.42