



**General Directorate of Customs
Fiscal Analyses Unit**

**BULETINI FISKAL
Janar - Dhjetor 2017**

**FISCAL BULETIN
January - December 2017**

Tel ++ 355 4 2 264 913

Përmbajtja
Content

Të Ardhurat Doganore në Total dhe sipas zërave

Customs Revenues

1. Realizimi i të Ardhurave Doganore (Taksë doganore, Akcisë, Tvsh,Rentë minerare,etj.)
Customs Revenues (Customs Duty, Excise,VAT,Mineral Royalty,etc.)
2. Realizimi i të Ardhurave Doganore në vite
Customs Revenues in years
3. Taksa Doganore në vite
Customs Duty in years
4. Akcisa në vite
Excise in years
5. Tvsh në vite
VAT in years
6. Renta minerare në vite
Mineral Royalty in years
7. Niveli mesatar i Taksës Doganore në vite
Average Tariff Rate in years

Volumi i Importeve në Vlerë

Value of Imports

8. Vlera e importeve sipas muajve
Value of imports by months
9. Vlera e importeve në vite
Value of imports in years
10. Importi i Taksuar në vite
Taxable imports in years
11. Importi i Pataksuar në vite
Untaxable Imports in years
12. Importi me Regjim Perpunimi Aktiv në vite
Import under inëard processing in years
13. Kursi i këmbimit të dollarit amerikan kundrejt lekut
Exchange rate USD/Lek
14. Kursi i këmbimit të Euros kundrejt lekut
Exchange rate Euro/Lek

Mallrat Kryesore të Akcisës dhe Mallrat që zënë peshën kryesore në Totalin e të Ardhurave

Main Excise Commodities and Main Imports Revenues Collected

15. Mallrat Kryesore të Akcizës (Cigare, Birrë, Kafe, Karburant)
Main Excise Commodities by months(Cigarette, Beer,Fuel,Coffee)
16. Importi i Kafes,Birrës,Cigareve,Karburantit në Vite
Main Excise Commodities by years (Coffee,Beer,Cigarette,Fuel)
17. Mallrat që zënë peshën kryesore në Totalin e Të Ardhurave
Main Imports Revenues Collected

Tabela 2 Realizimi i të Ardhurave Doganore në vite

Table 2 Customs Revenues in years

Në milion lekë

Muajt	2013	2014	2015	2016	2017	Months
Janar	8,988	9,175	8,406	9,409	9,235	January
Shkurt	8,963	10,177	9,755	10,443	10,952	February
Mars	9,929	12,203	11,115	11,726	13,224	March
Prill	11,164	11,613	11,746	11,950	12,661	April
Maj	11,721	12,893	12,014	12,293	13,444	May
Qershor	10,599	13,234	12,965	13,385	14,415	June
Korrik	12,926	12,658	13,968	13,821	14,423	July
Gusht	12,456	14,707	13,791	14,004	14,950	August
Shtator	10,591	13,595	12,485	12,070	13,166	September
Tetor	13,240	14,815	13,073	12,841	13,794	October
Nentor	12,295	12,622	12,395	12,921	13,852	November
Dhjetor	16,535	12,948	13,473	13,997	14,973	December
Progresivi	139,408	150,640	145,186	148,861	159,090	Total

Nuk janë të zbritura Rimbursimet e Akcizës

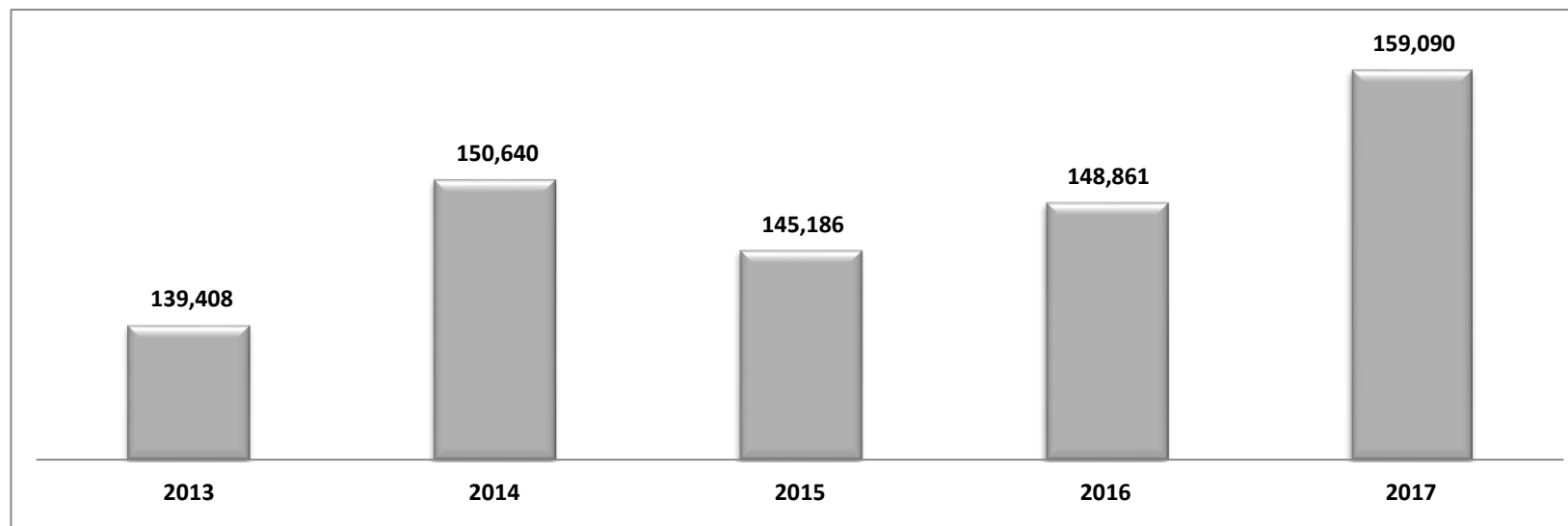


Tabela 3 Taksa Doganore në vite

Table 3 Customs Duty in years

Në milion Lekë

Muajt	2013	2014	2015	2016	2017	Months
Janar	349	388	350	398	414	January
Shkurt	405	401	395	410	450	February
Mars	412	452	531	498	494	March
Prill	477	466	413	468	482	April
Maj	509	548	452	532	636	May
Qershor	422	500	501	543	559	June
Korrik	557	500	525	581	615	July
Gusht	498	485	553	529	617	August
Shtator	433	508	477	474	507	September
Tetor	515	584	537	527	555	October
Nentor	533	508	489	537	570	November
Dhjetor	686	510	572	635	592	December
Progresivi	5,797	5,851	5,795	6,134	6,492	Total

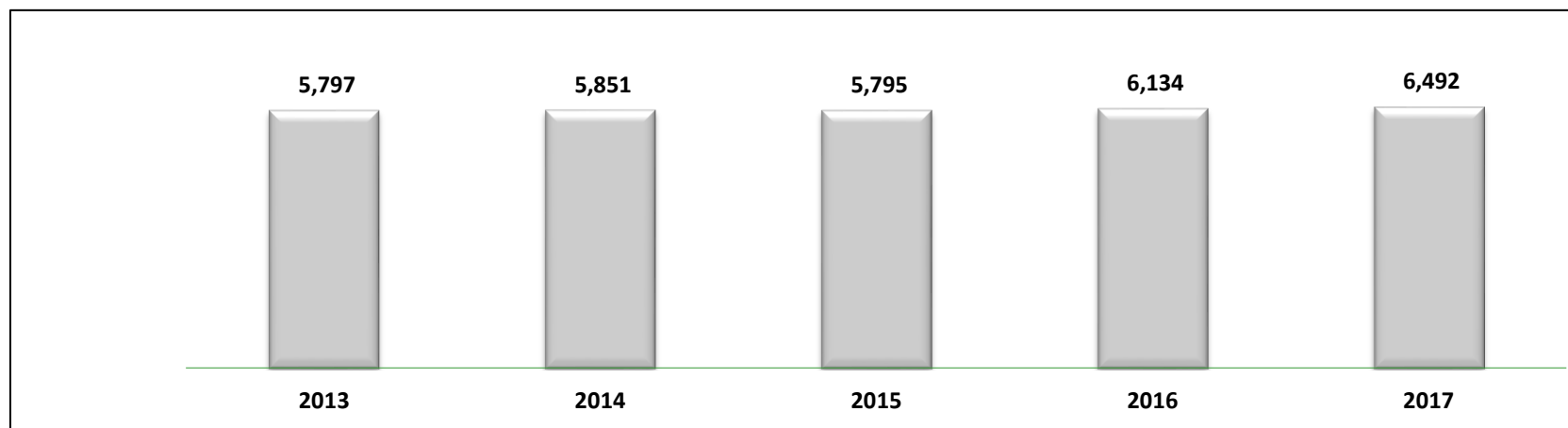
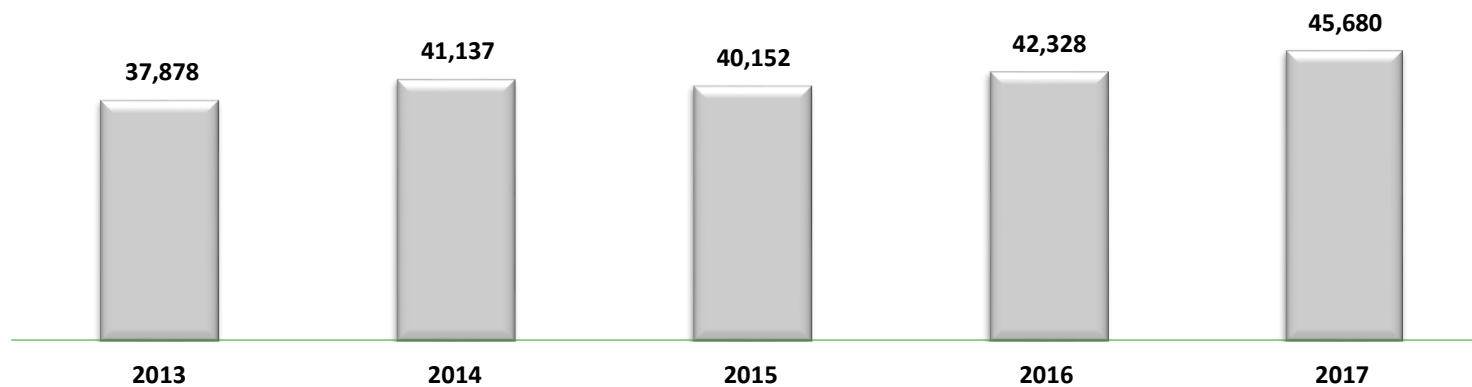


Tabela 4 Akciza në vite
Table 4 Excise in years

Në milion Lekë

Muajt	2013	2014	2015	2016	2017	Months
Janar	2,329	1,622	2,050	2,812	2,795	January
Shkurt	2,506	2,068	2,583	2,854	3,003	February
Mars	2,391	2,464	2,697	3,029	3,600	March
Prill	2,916	2,953	3,605	3,379	3,688	April
Maj	3,105	3,416	3,305	3,466	3,851	May
Qershor	2,701	3,750	3,707	3,818	4,485	June
Korrik	3,414	3,649	4,033	4,264	4,294	July
Gusht	3,390	4,927	4,680	4,240	4,915	August
Shtator	2,395	4,446	3,622	3,449	3,733	September
Tetor	3,738	4,836	3,338	3,541	3,529	October
Nentor	3,516	3,795	3,278	3,544	4,023	November
Dhjetor	5,476	3,211	3,253	3,933	3,765	December
Progresivi	37,878	41,137	40,152	42,328	45,680	Total



Shënim :

Tabela 5 Tvsh në vite
Table 5 VAT in years

Në milion lekë

Muajt	2013	2014	2015	2016	2017	Months
Janar	5,651	6,627	5,805	6,039	5,775	January
Shkurt	5,620	7,158	6,581	7,012	7,310	February
Mars	6,403	8,647	7,657	7,990	8,983	March
Prill	7,178	7,512	7,444	7,890	8,140	April
Maj	7,420	8,239	7,792	8,141	8,817	May
Qershor	6,879	8,360	8,278	8,717	9,234	June
Korrik	8,199	7,985	8,986	8,704	9,357	July
Gusht	7,820	8,700	8,245	8,972	9,251	August
Shtator	7,106	8,249	8,006	7,876	8,729	September
Tetor	8,237	9,003	8,883	8,580	9,538	October
Nentor	7,654	8,018	8,343	8,524	9,056	November
Dhjetor	9,667	8,892	9,345	9,148	10,395	December
Progresivi	87,837	97,391	95,365	97,593	104,586	Total

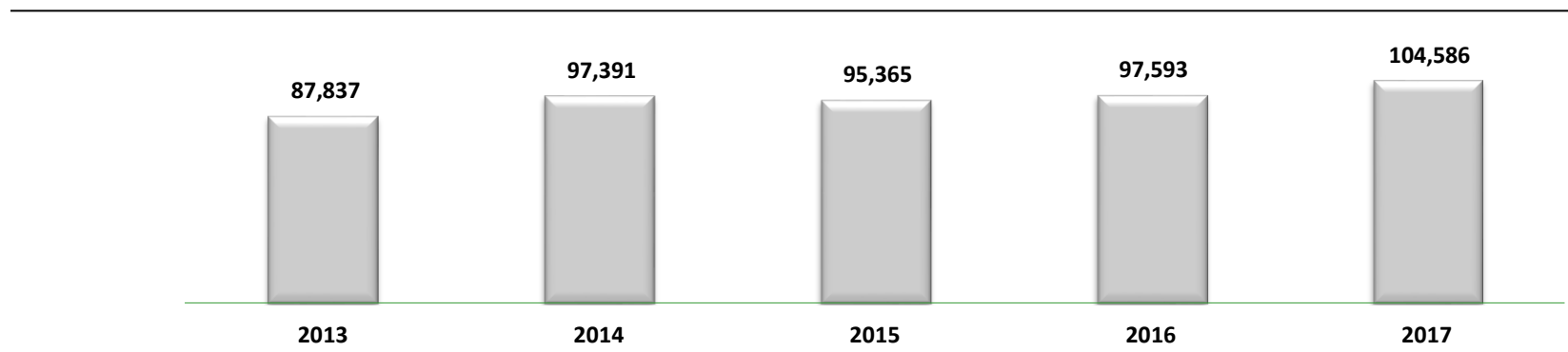


Tabela 6 Renta Minerare në vite
Table 6 Mineral Royalty in years

Në milion Lekë

Muajt	2013	2014	2015	2016	2017	Months
Janar	659	539	201	160	250	January
Shkurt	432	551	195	167	188	February
Mars	724	639	230	209	147	March
Prill	592	682	284	213	352	April
Maj	687	689	465	153	141	May
Qershor	598	624	478	307	138	June
Korrik	755	524	424	272	158	July
Gusht	748	594	312	263	167	August
Shtator	656	391	381	270	197	September
Tetor	749	392	315	193	171	October
Nentor	592	300	285	316	203	November
Dhjetor	705	334	302	281	221	December
Progresivi	7,896	6,260	3,874	2,804	2,333	Total

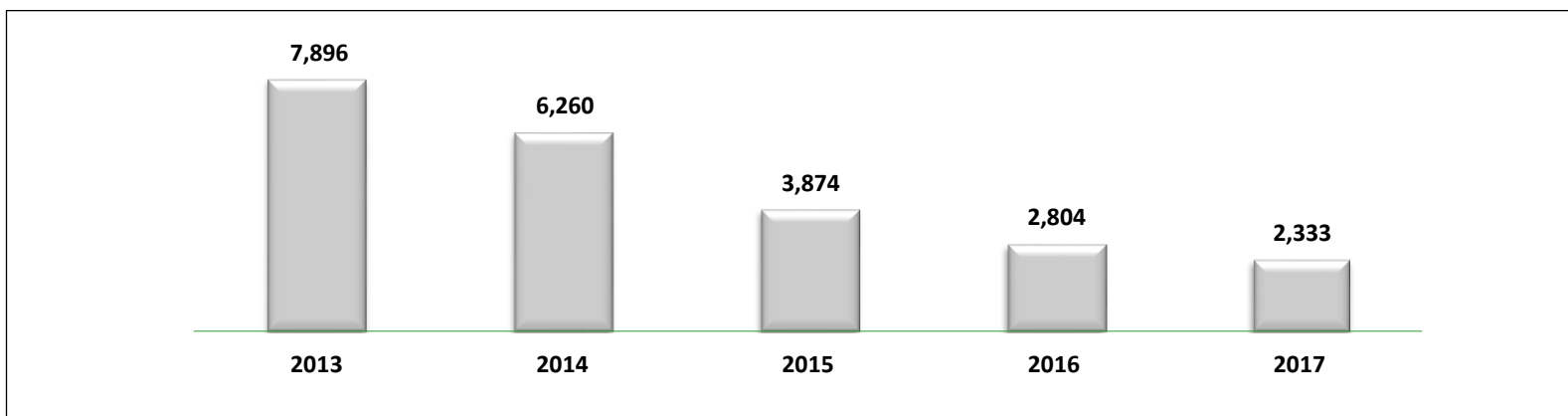


Tabela 7 Niveli mesatar i taksës doganore në vite

Table 7 Average Tariff Rate in years

Muajt	2013	2014	2015	2016	2017	Months
Janar	1.31	1.34	1.30	1.42	1.51	January
Shkurt	1.53	1.31	1.29	1.23	1.28	February
Mars	1.34	1.39	1.48	1.31	1.13	March
Prill	1.43	1.26	1.20	1.12	1.24	April
Maj	1.49	1.44	1.28	1.32	1.52	May
Qershor	1.33	1.31	1.34	1.32	1.27	June
Korrik	1.47	1.37	1.31	1.45	1.44	July
Gusht	1.41	1.28	1.54	1.31	1.45	August
Shtator	1.31	1.33	1.30	1.22	1.20	September
Tetor	1.38	1.39	1.33	1.29	1.22	October
Nentor	1.54	1.39	1.25	1.36	1.34	November
Dhjetor	1.55	1.16	1.30	1.40	1.19	December
Niveli mesatar	1.43	1.33	1.33	1.31	1.31	Average tariff rate

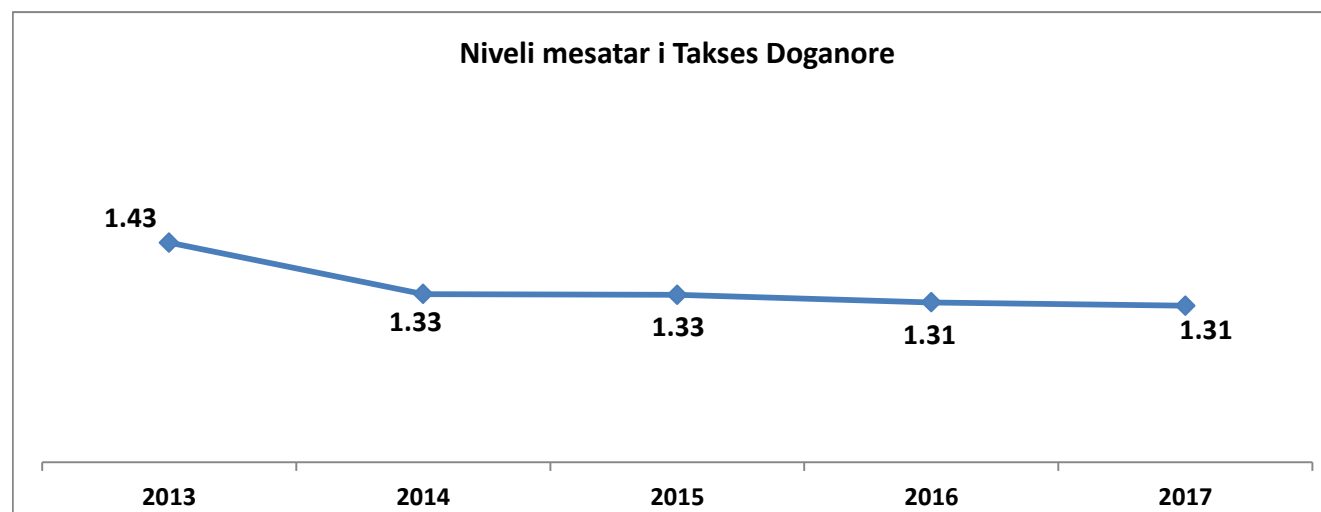


Tabela 8 Vlera e Importeve sipas muajve

Table 8 Value of imports by months

Në milion lekë

Muajt	Import		Import i Taksuar		Import i Pataksuar		Përpunim Aktiv		Të Tjera		Months
	Vlera		Vlera	%	Vlera	%	Vlera	%	Vlera	%	
Janar	38,200		27,499	72.0	363	1.0	7,198	18.8	3,141	8.2	January
Shkurt	46,279		35,129	75.9	612	1.3	8,565	18.5	1,974	4.3	February
Mars	55,708		43,913	78.8	481	0.9	9,578	17.2	1,736	3.1	March
Prill	52,165		38,915	74.6	1,007	1.9	10,009	19.2	2,234	4.3	April
Maj	57,108		41,882	73.3	676	1.2	12,429	21.8	2,121	3.7	May
Qershor	59,754		44,165	73.9	657	1.1	12,443	20.8	2,490	4.2	June
Korrik	58,263		42,748	73.4	496	0.9	11,833	20.3	3,186	5.5	July
Gusht	51,516		42,552	82.6	568	1.1	6,454	12.5	1,942	3.8	August
Shtator	55,395		42,209	76.2	981	1.8	10,148	18.3	2,058	3.7	September
Tetor	58,890		45,688	77.6	458	0.8	11,385	19.3	1,360	2.3	October
Nëntor	56,764		42,508	74.9	564	1.0	11,789	20.8	1,903	3.4	November
Dhjetor	62,804		49,699	79.1	551	0.9	10,709	17.1	1,846	2.9	December
Progresivi	652,848		496,906	76.1	7,414	1.1	122,539	19	25,989	4.0	Total

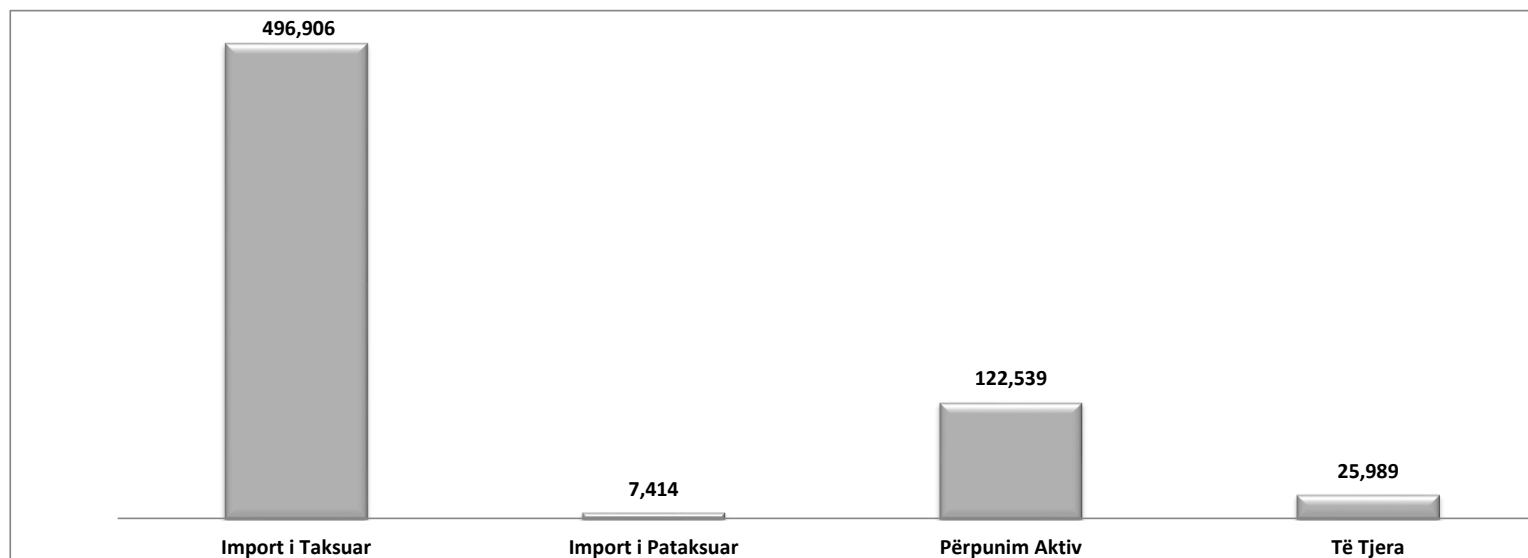


Tabela 9 Vlera e Importeve në vite

Table 9 Value of Imports in years

Në milion lekë

Vitet	2013	2014	2015	2016	2017	Years
Importi I Taksuar	405,514	440,260	436,579	467,163	496,906	Taxable imports
Importi I Pataksuar	32,003	18,657	7,534	6,294	7,414	Untaxable imports
Importi me RPA	78,894	99,112	101,374	106,143	122,539	Import under inward processing
Te tjera Importe	15,993	20,686	21,285	22,800	25,989	Other imports
Totali I Importeve	532,405	578,714	566,772	602,400	652,848	Total of imports

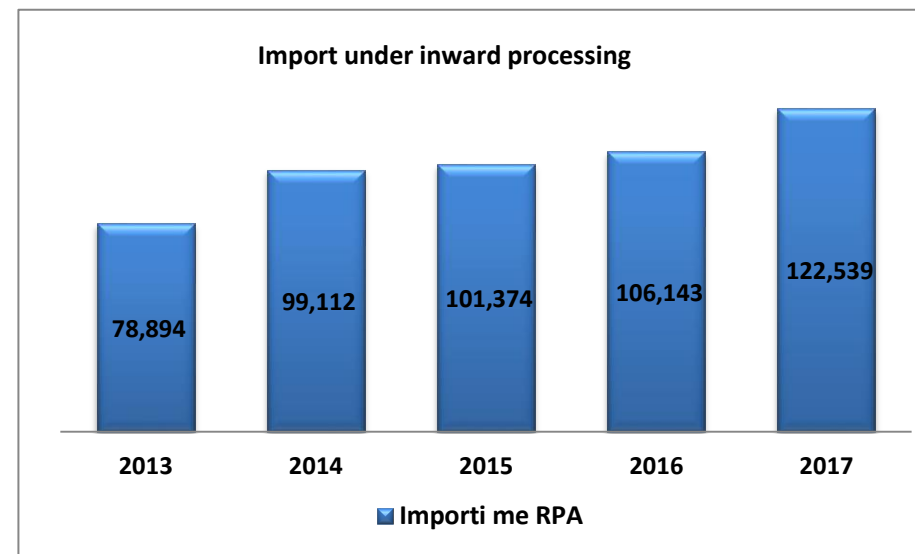
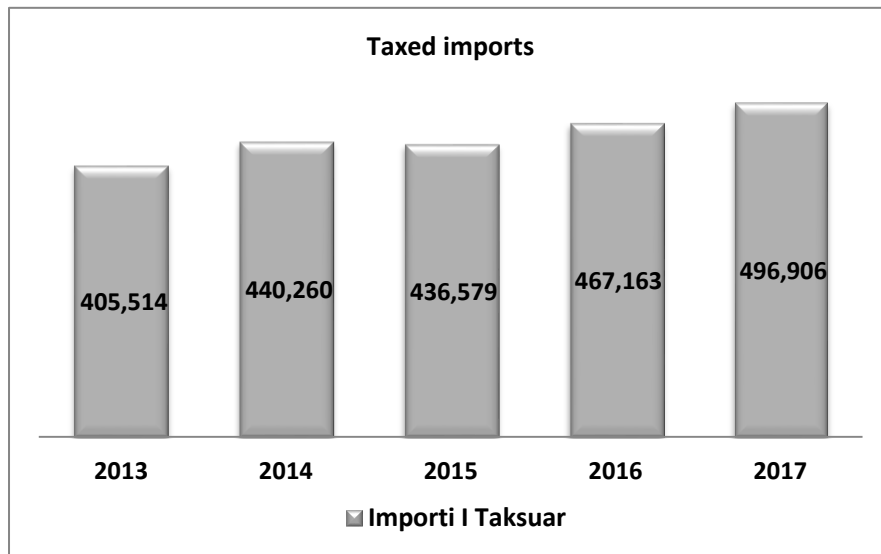


Tabela 10 Importi i Taksuar në vite
Table 10 Taxable imports in years

Në milion lekë

Muajt	2013	2014	2015	2016	2017	Months
Janar	26,600	29,003	26,938	27,993	27,499	January
Shkurt	26,486	30,544	30,558	33,256	35,129	February
Mars	30,599	32,519	35,797	38,119	43,913	March
Prill	33,290	36,849	34,322	41,772	38,915	April
Maj	34,303	38,098	35,248	40,245	41,882	May
Qershor	31,690	38,048	37,477	41,042	44,165	June
Korrik	37,754	36,582	40,029	40,030	42,748	July
Gusht	35,477	37,841	35,984	40,315	42,552	August
Shtator	33,189	38,129	36,695	38,746	42,209	September
Tetor	37,287	41,990	40,369	40,966	45,688	October
Nentor	34,651	36,560	39,036	39,410	42,508	November
Dhjetor	44,189	44,096	44,126	45,268	49,699	December
Progresivi	405,514	440,260	436,579	467,163	496,906	Total

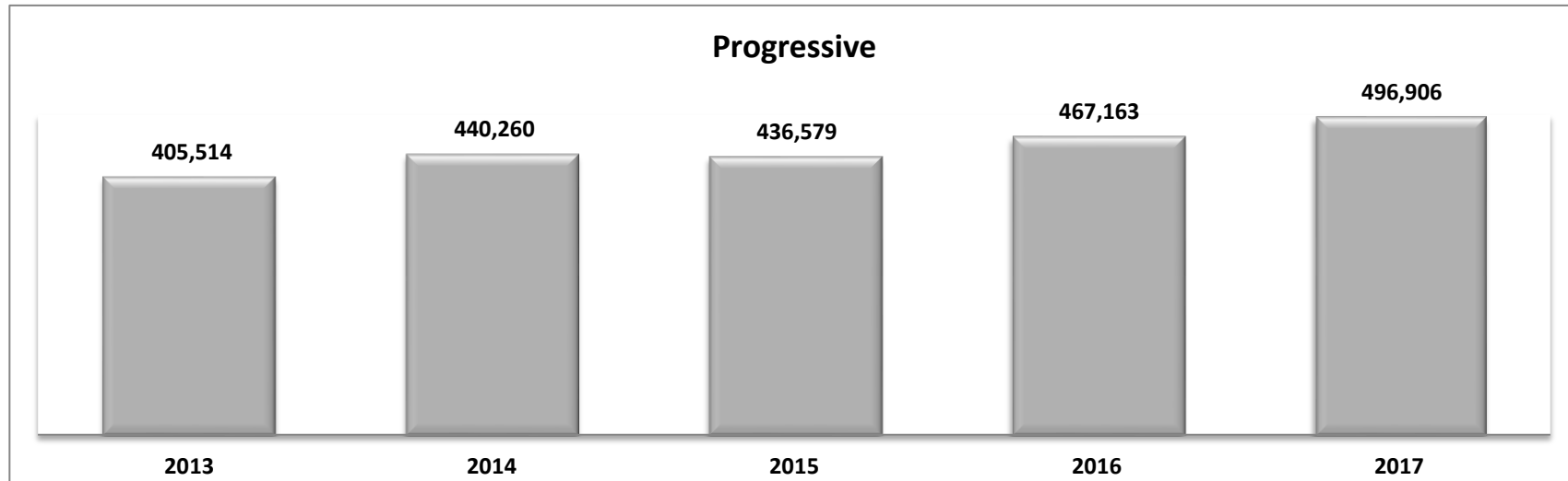
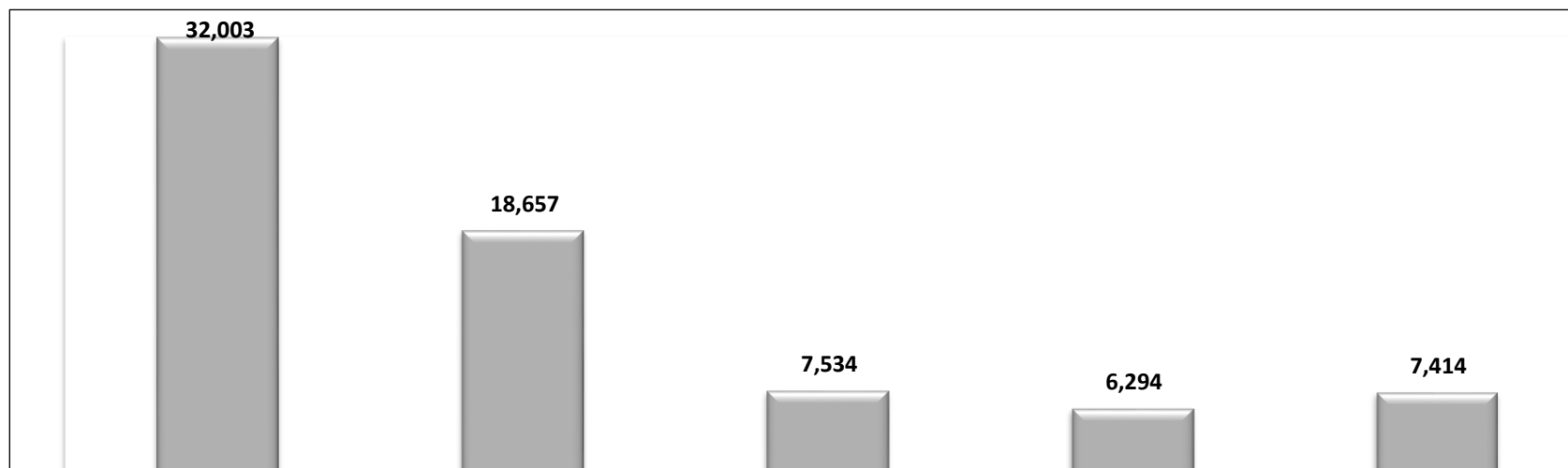




Tabela 11 Importi i Pataksuar në Vite
Table 11 Not Taxable Imports in years

Në milion lekë

Muajt	2013	2014	2015	2016	2017	Months
Janar	2,589	1,518	541	314	363	January
Shkurt	1,947	2,077	1,069	215	612	February
Mars	2,408	2,330	497	731	481	March
Prill	2,233	1,062	640	222	1,007	April
Maj	3,126	1,315	695	516	676	May
Qershor	2,528	2,017	1,062	701	657	June
Korrik	3,463	1,819	712	859	496	July
Gusht	3,155	1,961	308	614	568	August
Shtator	2,693	1,062	516	355	981	September
Tetor	2,526	1,177	578	271	458	October
Nentor	2,088	1,117	440	678	564	November
Dhjetor	3,248	1,202	474	818	551	December
Progresivi	32,003	18,657	7,534	6,294	7,414	Total



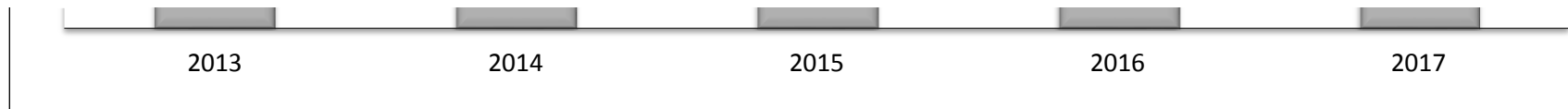


Tabela 12 Importi me Regjim Përpunimi Aktiv në vite

Table 12 Import Under Inward processing in years

Në milion lekë

Muajt	2013	2014	2015	2016	2017	Months
Janar	5,148	6,708	7,409	6,752	7,198	January
Shkurt	4,992	6,971	7,596	8,146	8,565	February
Mars	5,797	7,904	8,267	8,059	9,578	March
Prill	6,124	8,504	8,886	9,600	10,009	April
Maj	7,983	9,230	10,254	10,608	12,429	May
Qershor	7,707	9,042	9,770	10,432	12,443	June
Korrik	7,731	8,979	10,451	9,907	11,833	July
Gusht	3,991	5,130	4,483	5,359	6,454	August
Shtator	6,402	8,306	7,159	8,225	10,148	September
Tetor	7,215	9,218	9,114	9,833	11,385	October
Nentor	7,718	10,138	9,580	9,573	11,789	November
Dhjetor	8,086	8,982	8,403	9,649	10,709	December
Progresivi	78,894	99,112	101,374	106,143	122,539	Total

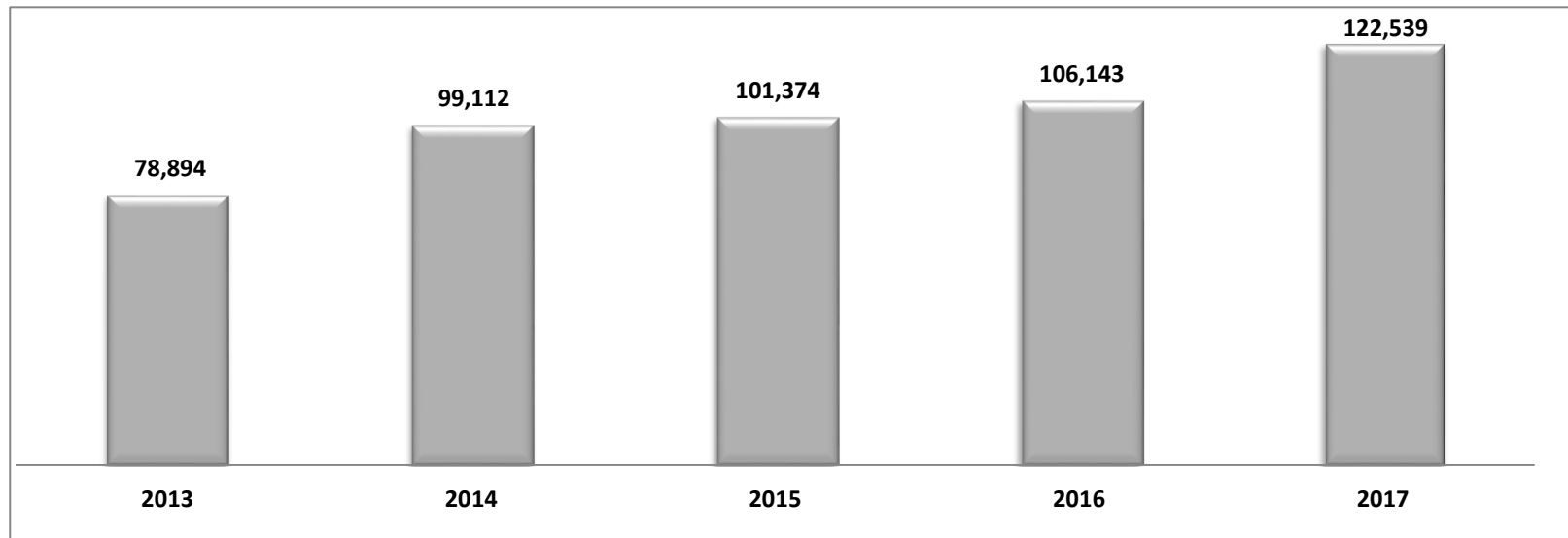
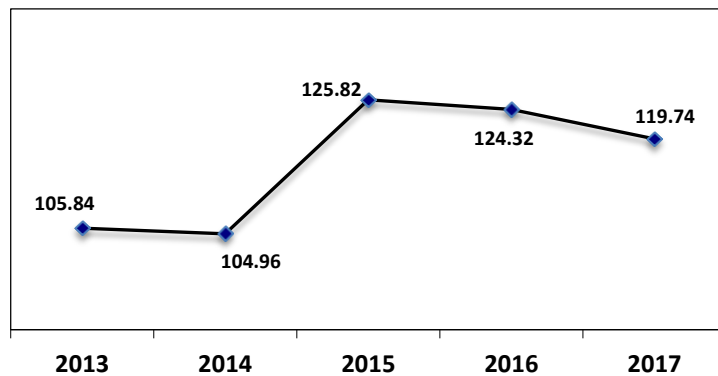


Tabela 13 Kursi i këmbimit të dollarit amerikan kundrejt lekut

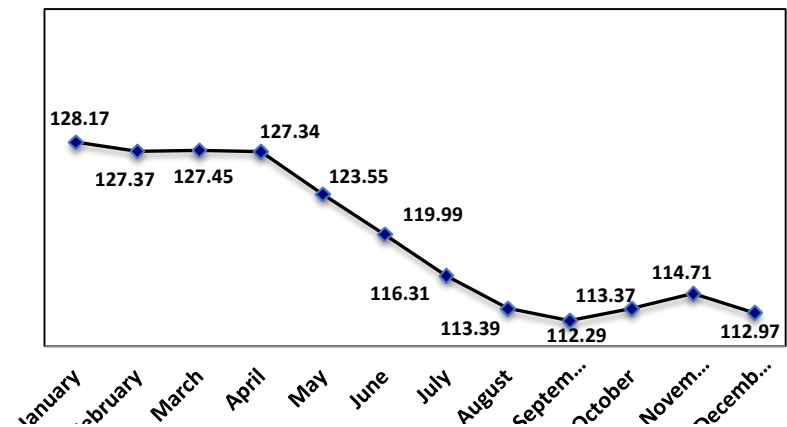
Table 13 Exchange rate USD/Lek

Muajt	2013	2014	2015	2016	2017	Months
Janar	105.85	101.86	118.06	125.79	128.17	January
Shkurt	103.00	103.66	123.35	127.06	127.37	February
Mars	106.48	101.58	124.96	126.59	127.45	March
Prill	109.15	101.89	130.63	122.26	127.34	April
Maj	107.65	101.36	125.61	121.56	123.55	May
Qershor	108.16	102.72	128.48	124.15	119.99	June
Korrik	107.99	102.78	125.57	123.5	116.31	July
Gusht	105.58	103.81	127.49	122.6	113.39	August
Shtator	105.71	105.84	124.63	123.34	112.29	September
Tetor	104.76	110.89	124.24	122.74	113.37	October
Nentor	102.52	110.77	126.43	124.66	114.71	November
Dhjetor	103.17	112.31	130.35	127.55	112.97	December
Kursi mesatar	105.84	104.96	125.82	124.32	119.74	Average rate

Average Exchange Rate USD/Lek



Year 2017 by Months USD/Lek



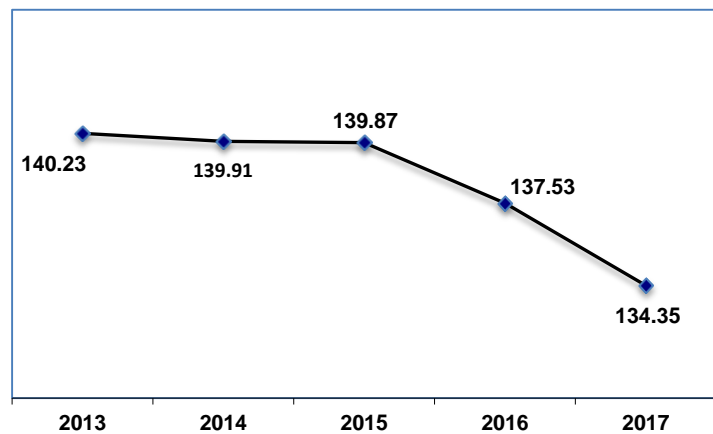
Yr. Fer. 1 2 3 4 5

Tabela 14 Kursi i këmbimit të Euros kundrejt lekut

Table 14 Exchange rate Euro/Lek

Muajt	2013	2014	2015	2016	2017	Months
Janar	139.59	140.20	140.14	137.28	135.23	January
Shkurt	139.58	140.44	139.72	138.68	136.39	February
Mars	139.66	140.14	140.36	138.24	135.08	March
Prill	139.91	140.27	140.34	138.77	136.13	April
Maj	140.72	140.08	140.53	138.29	135.33	May
Qershor	140.45	139.86	140.98	138.29	134.19	
Korrik	140.96	140.26	140.29	137.33	132.59	July
Gusht	140.20	139.02	139.59	136.18	132.98	August
Shtator	139.98	139.44	139.73	137.52	133.5	September
Tetor	141.37	139.89	139.39	137.33	133.7	October
Nentor	140.11	139.27	139.18	136.54	133.42	November
Dhjetor	140.25	140.10	138.15	135.86	133.64	December
Kursi mesatar	140.23	139.91	139.87	137.53	134.35	Average rate

Average Exchange Rate Euro/Lek



Year 2016 by Months Euro/Lek

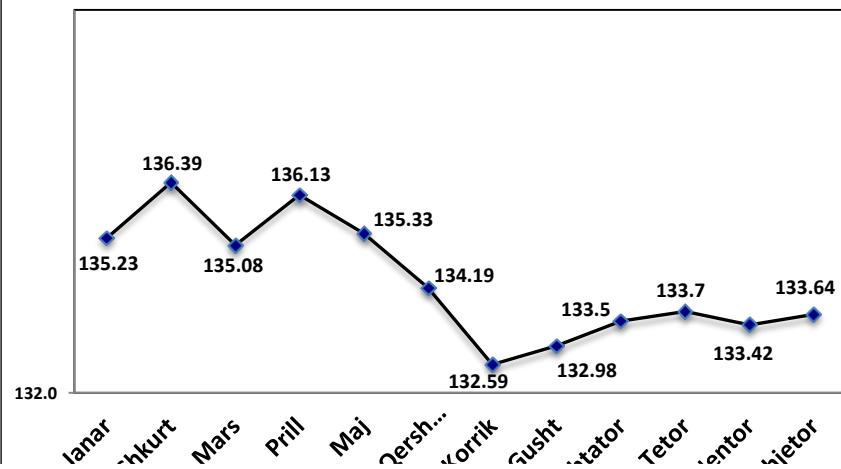


Tabela 15 Mallrat kryesore të Akcisës sipas muajve (Cigare, Birrë, Karburante, Kafe)

Table 15 Main Excise Commodities by months(Cigarette, Beer,Fuel,Coffee)

Muajt	Cigare	Birrë	Karburante	Kafe	Months
	Cigarette	Beer	Fuel	Coffee	
	Sasia ne Ton	Sasia ne 000/litra	Sasia ne ton	Sasia ne Ton	
Janar	205	1,337	21,899	658	January
Shkurt	184	1,860	23,922	592	February
Mars	213	2,474	30,719	748	March
Prill	250	2,345	29,894	491	April
Maj	286	3,547	28,661	621	May
Qershor	269	4,348	35,235	846	June
Korrik	331	5,061	45,123	700	July
Gusht	290	6,362	48,932	726	August
Shtator	233	4,215	27,653	817	September
Tetor	278	2,846	33,249	781	October
Nentor	311	3,421	31,920	723	November
Dhjetor	256	4,000	43,049	783	December
Progresivi	3,106	41,817	400,256	8,485	Total

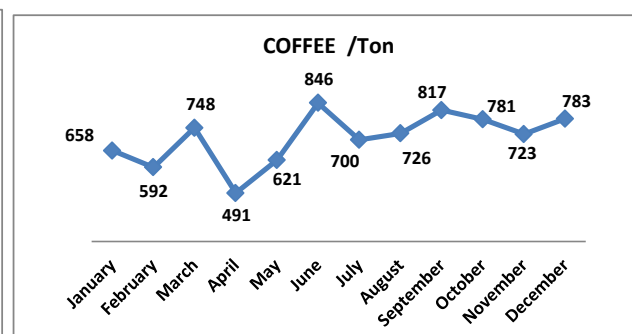
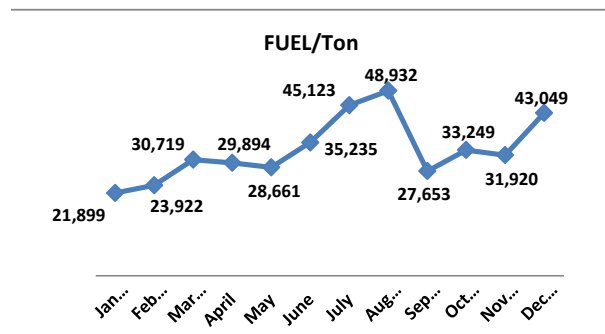
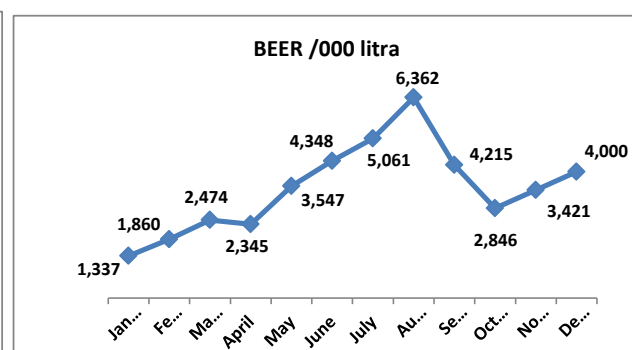
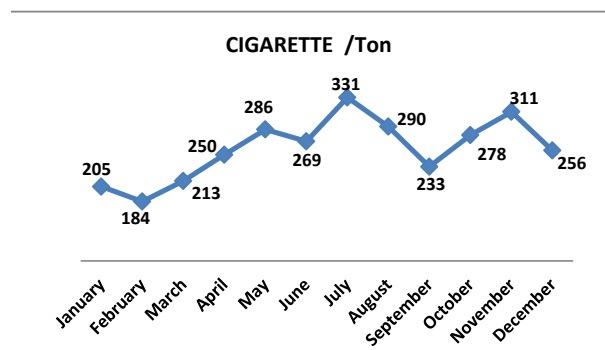


Tabela 16 Mallrat kryesore të Akcisës sipas viteve (Kafe, Birrë, Cigare, Karburante)

Table 16 Main Excise Commodities by years (Coffee, Beer, Cigarette, Fuel)

Vitet	Kafe	Birrë	Cigare	Karburante	Vitet
	Coffee	Beer	Cigarette	Fuel	
	Sasia/Ton	Sasia/ 000/Litra	Sasia/Ton	Sasia/ Ton	
2013	7,165	27,961	3,694	459,829	2013
2014	7,412	26,102	2,976	481,776	2014
2015	8,605	30,090	2,478	463,887	2015
2016	8,895	31,185	2,907	507,310	2016
2017	8,485	41,817	3,106	400,256	2017

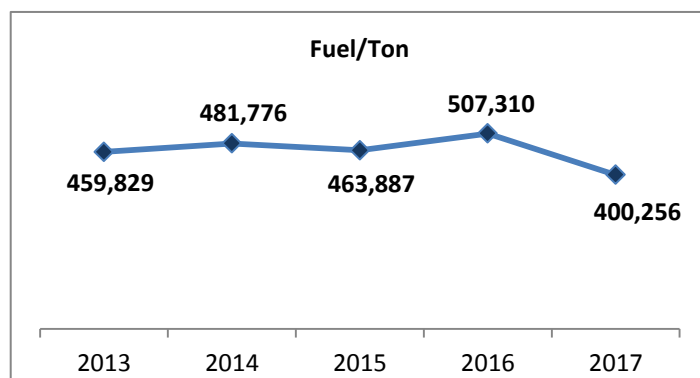
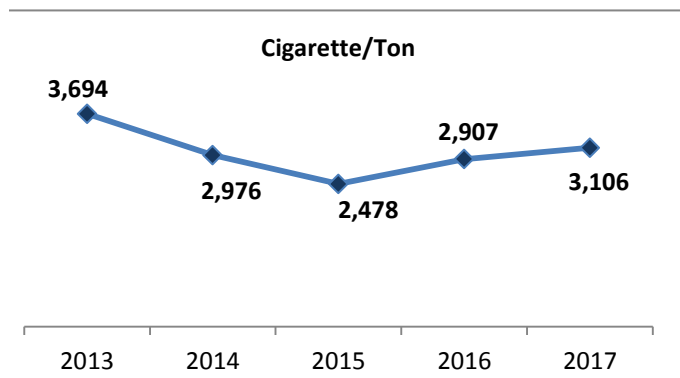
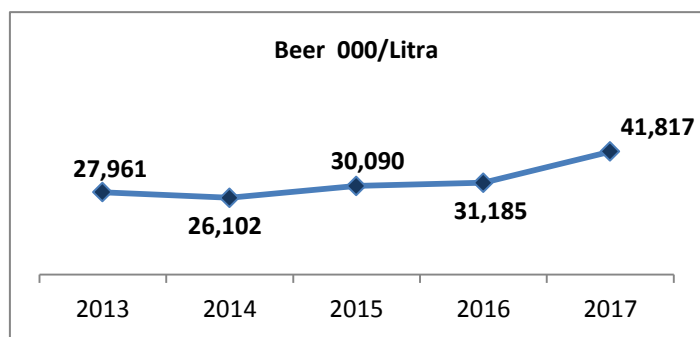
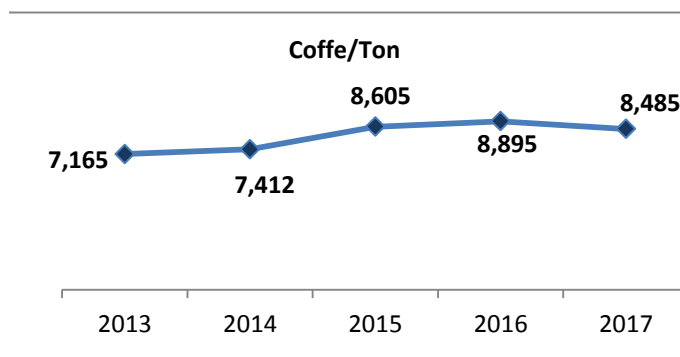


Tabela 17 Të ardhurat sipas mallrave kryesore Janar-Dhjetor 2017

	Pershkrimi	Të Ardhurat në Milion Lekë	Kontributi në % ndaj të ardhurave gjithësej
1	Karburante Total	35,441	22.28
2	Cigare Duhan Total	22,377	14.07
3	Metalet baze dhe artikujt prej tyre	9,860	6.20
4	Automjeteve te perdorura	5,558	3.49
5	Energji Elektrike	4,579	2.88
6	Plastika dhe artikujt	4,313	2.71
7	Veshje, Tekstile	4,100	2.58
8	Ushqime te pergatitura	3,765	2.37
9	Materiale te ndertimit	3,285	2.06
10	Detergjentet; parfumeri	3,006	1.89
11	Birre Total	2,691	1.69
12	Kimikatet inorganik kimik	2,596	1.63
13	Elektro shtepiake	2,570	1.62
14	Gaz i Lëngët	2,400	1.51
15	Fruta Perime	2,035	1.28
16	Veshjet e Kembes dhe Kokes	1,781	1.12
17	Mishi	1,779	1.12
18	Mobilieve Ndricues ndertesa	1,684	1.06
19	Automjeteve te reja	1,575	0.99
20	Druri kashta dhe artikuj prej tyre	1,568	0.99
	Total	116,962	73.52

Table 17 Main Imports Revenues Collected January-December2017

	Description	Revenues In Million Leke	Contribution in % to Customs Revenues total
1	Fuels Import and Production	35,441	22.28
2	Cigars	22,377	14.07
3	Base metals and articles thereof	9,860	6.20
4	Used vehicles for the transport	5,558	3.49
5	Electrical energy	4,579	2.88
6	Plastics and articles thereof	4,313	2.71
7	Clothing, Textiles	4,100	2.58
8	Prepared food	3,765	2.37
9	Construction Materials	3,285	2.06
10	Organic surface-active agents, Perfumes	3,006	1.89
11	Beer	2,691	1.69
12	Chemicals	2,596	1.63
13	Electro domestic, electric stoves pianura; boiler, washing machine frigorifere TV	2,570	1.62
14	Petroleum gases and other gaseous hydrocarbons	2,400	1.51
15	Fruits Vegetables	2,035	1.28
16	Footwear and Hats and other headgear	1,781	1.12
17	Meat	1,779	1.12
18	Furniture and lighting fittings	1,684	1.06
19	New Vehicles for the transport	1,575	0.99
20	Wood and articles of straw	1,568	0.99
	Total	116,962	73.52