



**General Directorate of Customs  
Fiscal Analyses Unit**

**BULETINI I TREGTISË SË JASHTME**  
**Janar - Dhjetor 2016**

**BULLETIN OF FOREIGN TRADE**  
**January - December 2016**

**Tel ++ 355 4 2 264 913**

Nr	Permbajtja
<b>Pjesa e I-re</b>	<b>Tabelat e Importit mujor dhe progresiv</b>
Tabela 1	Vlerat e Importit Janar - Dhjetor 2012-2016 / Ne mln leke
Tabela 2-2/1	Vlerat e Importit Janar - Dhjetor 2012-2016 / Ne mln Euro/ne mln \$
Tabela 3	Volumi I Importit ne peshe neto Janar - Dhjetor 2012-2016 / Ne Ton
<b>Pjesa e II-te</b>	<b>Tabelat e Eksportit mujor dhe progresiv</b>
Tabela 4	Vlerat e Eksportit Janar - Dhjetor 2012-2016 / Ne mln leke
Tabela 5-5/1	Vlerat e Eksportit Janar - Dhjetor 2012-2016 / Ne mln Euro; Ne mln \$
Tabela 6	Volumi I Eksportit ne peshe neto Janar - Dhjetor 2012-2016 / Ne Ton
<b>Pjesa III-te</b>	<b>Kurset e kembimit 2012-2016</b>
Tabela 7	Kursi I kembimit te Dollarit kundrejt Lekut Janar - Dhjetor 2012-2016
Tabela 8	Kursi I kembimit te Euros kundrejt Lekut Janar - Dhjetor 2012-2016
<b>Pjesa e IV-t</b>	<b>Diferencat Eksport-Import</b>
Tabela 9	Vlerat Eksport-Import-diference Janar - Dhjetor 2012-2016 / Ne mln Leke
Tabela 9/1-9/2	Vlerat Eksport-Import-diference Janar - Dhjetor 2012-2016 / Ne mln Euro; Ne mln \$
<b>Pjesa e V-te</b>	<b>Struktura e Import-Eksporteve sipas shteteve</b>
Tabela 10	Struktura e Importeve BE-Jo BE Janar - Dhjetor 2015-2016
Tabela 11	Struktura e Importeve BE Janar - Dhjetor 2015-2016 ( e detajuar)
Tabela 12	Struktura e Eksporteve BE-Jo BE Janar - Dhjetor 2015-2016
Tabela 13	Struktura e Eksporteve BE Janar - Dhjetor 2015-2016 ( e detajuar)
Tabela 14	Vlerat e Importeve sipas vendit te Origjines Janar - Dhjetor 2012-2016 / Ne mln leke
Tabela 15	Volumi I Importeve sipas vendit te Origjines Janar - Dhjetor 2012-2016 / Ne Ton
Tabela 16	Vlerat e Eksportit sipas vendit te Destinacionit Janar - Dhjetor 2012-2016 / Ne mln leke
Tabela 17	Volumi i Eksportit sipas vendit te Destinacionit Janar - Dhjetor 2012-2016 / Ne Ton
<b>Pjesa VI-te</b>	<b>Struktura e Import Eksporteve sipas Kapitujve HS</b>
Tabela 18	Importi sipas Kapitujve te HS Janar - Dhjetor 2012-2016 / Ne mln leke
Tabela 19	Importi sipas Kapitujve te HS Janar - Dhjetor 2012-2016 / Ne Ton
Tabela 20	Eksporti sipas Kapitujve te HS Janar - Dhjetor 2012-2016 / Ne mln leke
Tabela 21	Eksporti sipas Kapitujve te HS Janar - Dhjetor 2012-2016 / Ne Ton
Tabela 22	Pershkrimi I Seksioneve HS
<b>Pjesa VII-te</b>	<b>Struktura e Import Eksporteve sipas Tipeve dhe Procedurave</b>
Tabela 23	Importi sipas Procedurave Janar - Dhjetor 2015-2016 Volumi/Ton Vlerat/mln leke
Tabela 24	Eksporti sipas Procedurave Janar - Dhjetor 2015-2016 Volumi/Ton Vlerat/mln leke
<b>Pjesa VIII-te</b>	<b>Mareveshje dy ose shume paleshe</b>
Tabela 25	Marreveshja e Treg. se Lire (Imp)sipas shteteve Janar - Dhjetor 2015-2016 Vol/Ton VI/ mln leke
Tabela 26	Marreveshja e Treg. se Lire (Exp)sipas shteteve Janar - Dhjetor 2015-2016 Vol/Ton VI/ mln leke

No	Table of Contents
<b>First Part</b>	<b>Monthly and progressive Import tables</b>
Table 1	Monthly and progressive import Values January - December 2012-2016 / mln leks
Table 2-2/1	Import Values January - December 2012-2016 / mln USD and mln/Euro
Table 3	Import Volume January - December 2012-2016 / Ton
<b>Second Part</b>	<b>Monthly and progressive Export tables</b>
Table 4	Monthly and progressive Export Values January - December 2012-2016 / mln lek
Table 5-5/1	Export Values January - December 2012-2016 / mln USD and mln/Euro
Table 6	Exporty Net weight January - December 2012-2016 / Ton
<b>Third Part</b>	<b>Exchange Rate 2012-2016</b>
Table 7	Exchange rate USD/lek January - December 2012-2016
Table 8	Exchange rate Euro/leks January - December 2012-2016
<b>Fourth Part</b>	<b>Eksport-Import Differences</b>
Table 9	Import-Export Values (Differences ) January - December 2012-2016 / mln leks
Table 9/1-9/2	Import-Export Values (Differences ) January - December 2012-2016 / mln USD, mln Euro
<b>Fifth Part</b>	<b>Import-Export Structure by Countries</b>
Table 10	Import Structure EU non EU January - December 2015-2016
Table 11	Import Structure EU January - December 2015-2016 ( detailed)
Table 12	Export Structure EU non EU January - December 2015-2016
Table 13	Export Structure EU January - December 2015-2016 ( detailed)
Table 14	Import Value January - December 2012-2016 / mln leks ( by Country of Origin )
Table 15	Import Volume January - December 2012-2016 / Ton ( by Country of Origin )
Table 16	Export Value January - December 2012-2016 / mln lek ( by Country of Destination )
Table 17	Export Volume January - December 2012-2016 / Ton ( by Country of Destination )
<b>Sixth Part</b>	<b>Import-Export Structure by HS Chapter</b>
Table 18	Import by Chapter January - December 2012-2016 / mln leks
Table 19	Import by Chapter January - December 2012-2016 /Ton
Table 20	Export by Chapter January - December 2012-2016 / mln lek
Table 21	Export by Chapter January - December 2012-2016 /Ton
Table 22	HS Sections Description
<b>Seventh Part</b>	<b>Import-Export Structure by Type of Procedure</b>
Table 23	Import by Total Procedure January - December 2015-2016 Volume/Ton Value/mln lek
Table 24	Export by Total Procedure January - December 2015-2016 Volume/Ton Value/mln lek
<b>Eighth Part</b>	<b>Bilateral and Multilateral Agreements</b>
Table 25	Free Trade Agreement (Imp)by countries January - December 2015-2016 Vol/Ton VI/ mln lek
Table 26	Free Trade Agreement (Exp)by countries January - December 2015-2016 Vol/Ton VI/ mln lek

Tabela 1 Vlerat e Importeve në mln lekë

Table 1 Value of Imports in mln lek

Në milion lekë

Muajt	2012	2013	2014	2015	2016	Months
Janar	37,065	34,190	37,155	35,292	35,134	January
Shkurt	37,534	33,324	39,511	39,223	41,673	February
Mars	44,308	38,613	42,620	44,332	46,964	March
Prill	40,079	41,521	46,268	43,780	51,710	April
Maj	44,656	45,290	48,575	44,553	51,472	May
Qershor	46,190	41,625	48,869	48,956	52,161	June
Korrik	47,725	48,877	47,593	52,345	50,879	July
Gusht	45,807	42,136	44,750	40,322	46,291	August
Shtator	46,968	42,187	47,485	44,140	47,401	September
Tetor	46,666	46,812	52,533	50,368	51,209	October
Nentor	45,761	44,245	48,041	49,001	49,729	November
Dhjetor	46,849	55,270	54,304	53,134	55,750	December
<b>Totali</b>	<b>529,607</b>	<b>514,089</b>	<b>557,704</b>	<b>545,446</b>	<b>580,373</b>	<b>Total</b>

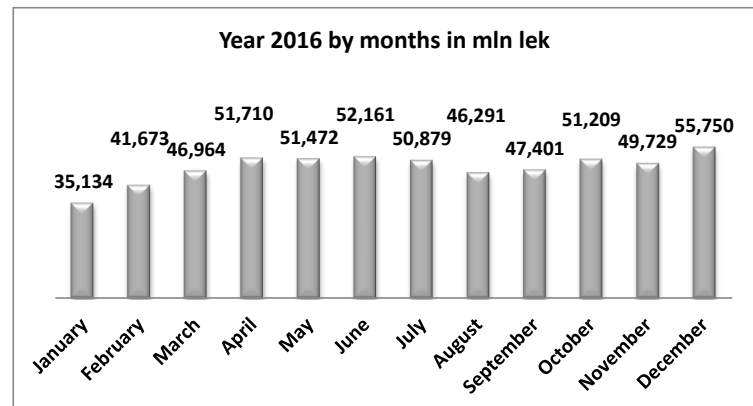
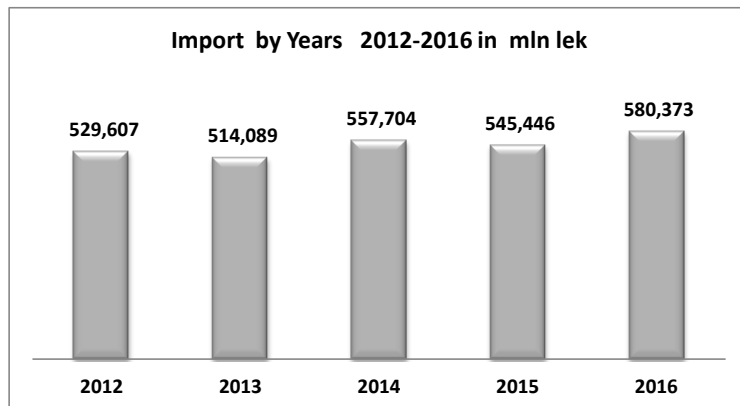


Tabela 2 Vlerat e Importeve në mln Euro

Table 2 Values of Imports in mln Euro

Në milion Euro

Muajt	2012	2013	2014	2015	2016	Months
Janar	266.8	244.9	265.0	251.8	255.9	January
Shkurt	270.2	238.7	281.3	280.7	300.5	February
Mars	316.3	276.5	304.1	315.8	339.7	March
Prill	285.5	296.8	329.8	312.0	372.6	April
Maj	318.2	321.8	346.8	317.0	372.2	May
Qershor	332.1	296.4	349.4	347.3	377.2	June
Korrik	345.4	346.7	339.3	373.1	370.5	July
Gusht	333.6	300.5	321.9	288.9	339.9	August
Shtator	339.8	301.4	340.5	315.9	344.7	September
Tetor	332.9	331.1	375.5	361.3	372.9	October
Nentor	327.3	315.8	345.0	352.1	364.2	November
Dhjetor	334.9	394.1	387.6	384.6	410.3	December
<b>Totali</b>	<b>3,803.0</b>	<b>3,664.8</b>	<b>3,986.4</b>	<b>3,900.6</b>	<b>4,220.7</b>	<b>Total</b>

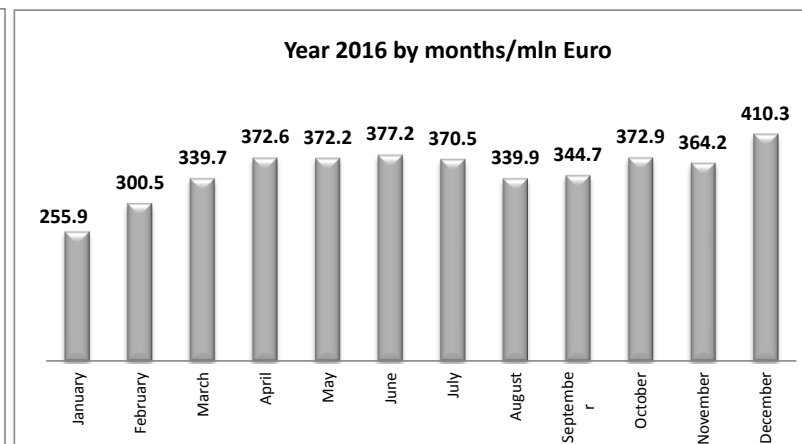
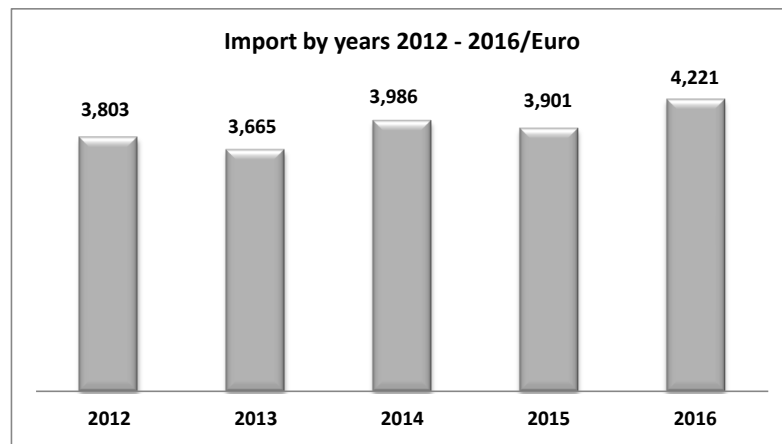


Tabela 2/1 Vlerat e Importeve në mln USD

Table 2/1 Values of Imports in mln USD

Në milion USD

Muajt	2012	2013	2014	2015	2016	Months
Janar	345	323	365	299	279	January
Shkurt	356	324	381	318	328	February
Mars	426	363	420	355	371	March
Prill	381	380	454	335	423	April
Maj	421	421	479	355	423	May
Qershor	413	385	476	381	420	June
Korrik	434	453	463	417	412	July
Gusht	409	399	431	316	378	August
Shtator	427	399	449	354	384	September
Tetor	431	447	474	405	417	October
Nentor	425	432	434	388	399	November
Dhjetor	434	536	484	408	437	December
<b>Totali</b>	<b>4,901</b>	<b>4,860</b>	<b>5,308</b>	<b>4,330</b>	<b>4,672</b>	<b>Total</b>

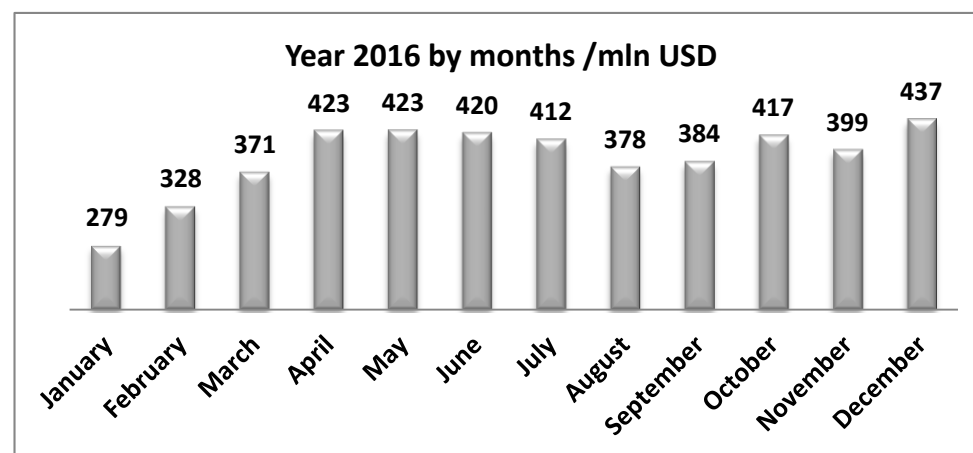
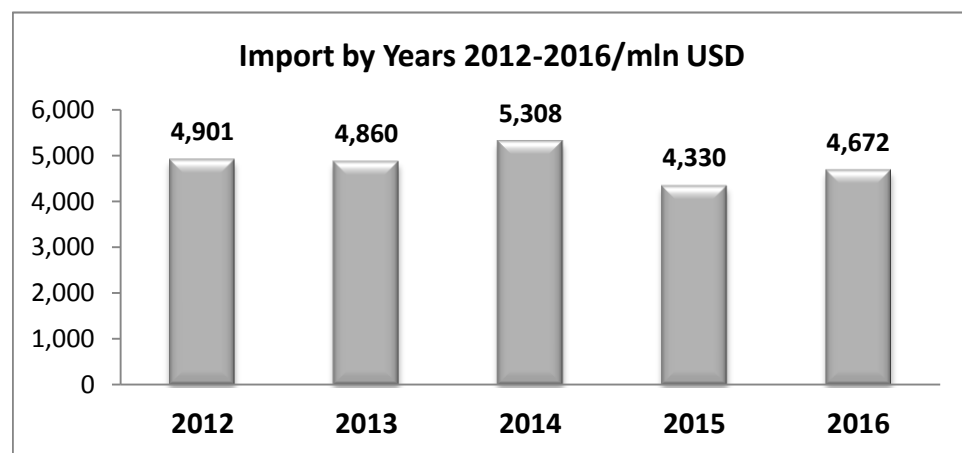




Tabela 3 Volumi i Importeve në Peshë Neto

Table 3 Volume of Import in Net Mass

Ton

Muajt	2012	2013	2014	2015	2016	Months
Janar	255,391	237,125	277,099	261,475	254,919	January
Shkurt	240,016	240,015	272,569	247,460	260,902	February
Mars	337,223	267,753	285,956	279,002	319,983	March
Prill	318,750	297,795	298,891	293,833	387,128	April
Maj	336,973	362,497	364,359	365,205	363,702	May
Qershor	372,383	325,166	345,468	346,626	354,927	June
Korrik	357,303	388,439	346,312	373,130	354,304	July
Gusht	379,143	393,730	352,434	345,121	377,366	August
Shtator	401,180	377,825	406,038	317,471	353,461	September
Tetor	371,448	360,570	376,495	332,941	360,682	October
Nentor	339,740	319,234	346,173	327,996	343,332	November
Dhjetor	286,965	361,308	368,109	332,697	339,565	December
<b>Totali</b>	<b>3,996,515</b>	<b>3,931,457</b>	<b>4,039,902</b>	<b>3,822,958</b>	<b>4,070,272</b>	<b>Total</b>

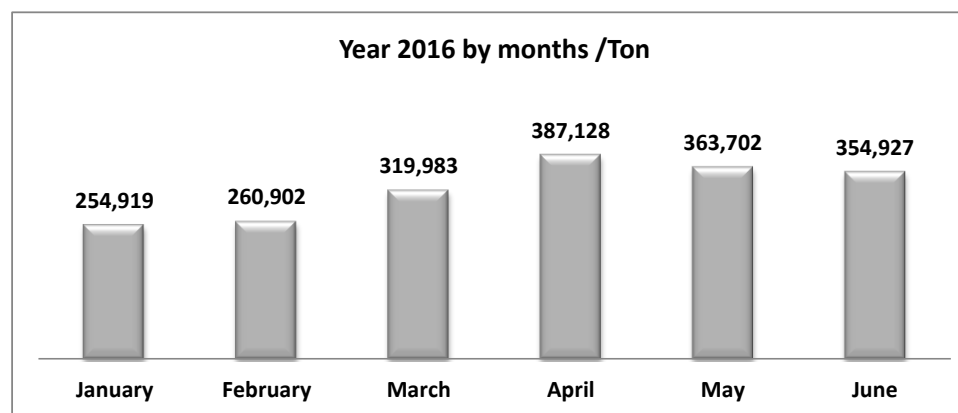
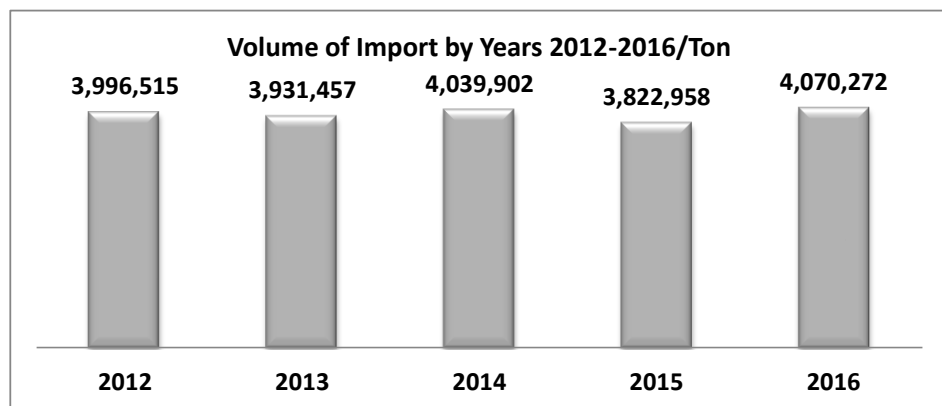




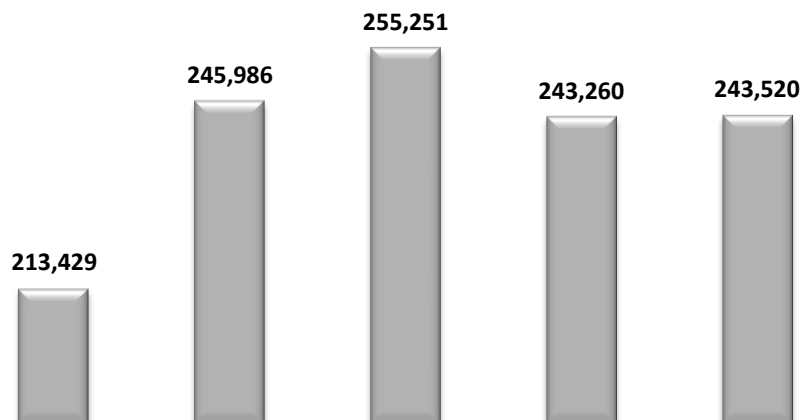
Tabela 4 Vlerat e Eksporteve në mln Lek

Table 4 Value of Exports in mln Lek

Në milion lekë

Muajt	2012	2013	2014	2015	2016	Months
Janar	13,436	18,151	17,850	17,882	16,401	January
Shkurt	14,147	15,842	19,983	17,821	17,563	February
Mars	17,823	19,251	21,293	22,759	19,429	March
Prill	18,032	20,632	22,722	20,464	21,119	April
Maj	19,355	22,287	25,224	24,406	20,553	May
Qershor	17,670	21,452	22,565	23,801	22,608	June
Korrik	19,584	24,209	22,891	22,658	22,400	July
Gusht	17,116	18,163	18,523	15,461	16,507	August
Shtator	19,201	21,319	21,173	20,475	20,534	September
Tetor	19,353	22,267	22,313	20,244	21,695	October
Nentor	19,446	20,819	21,421	19,438	22,873	November
Dhjetor	18,265	21,595	19,292	17,851	21,841	December
<b>Totali</b>	<b>213,429</b>	<b>245,986</b>	<b>255,251</b>	<b>243,260</b>	<b>243,520</b>	<b>Total</b>

Export by Years 2012- 2016/ mln lek



Year 2016 by months /mln lek

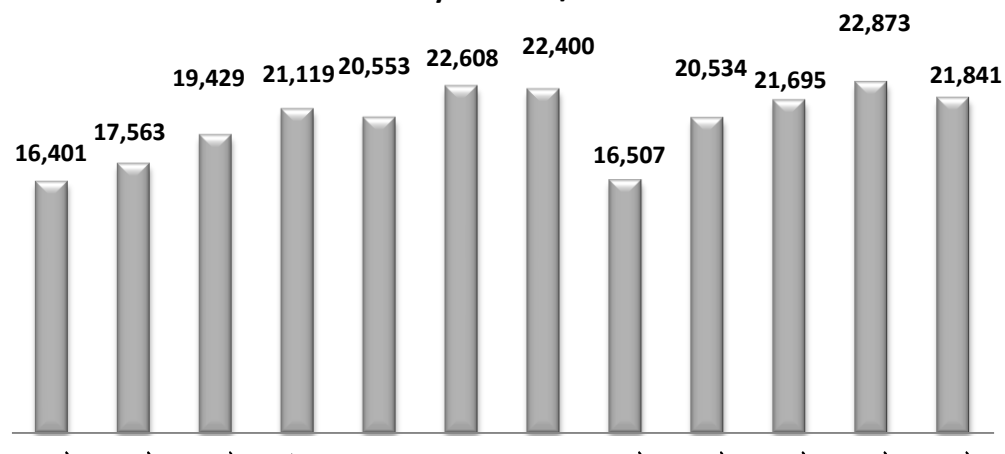


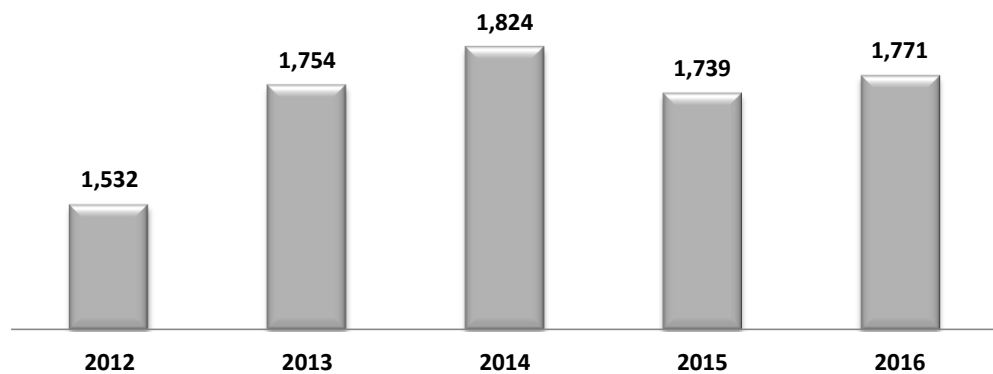
Tabela 5/1 Vlerat e Eksporteve në mln Euro

Table 5/1 Value of Exports in mln Euro

Në milion Euro

Muajt	2012	2013	2014	2015	2016	Months
Janar	96.7	130.0	127.3	127.6	119.5	January
Shkurt	101.8	113.5	142.3	127.6	126.6	February
Mars	127.2	137.8	151.9	162.1	140.5	March
Prill	128.5	147.5	162.0	145.8	152.2	April
Maj	137.9	158.4	180.1	173.7	148.6	May
Qershor	127.0	152.7	161.3	168.8	163.5	June
Korrik	141.7	171.7	163.2	161.5	163.1	July
Gusht	124.7	129.5	133.2	110.8	121.2	August
Shtator	138.9	152.3	151.8	146.5	149.3	September
Tetor	138.0	157.5	159.5	145.2	158.0	October
Nentor	139.1	148.6	153.8	139.7	167.5	November
Dhjetor	130.6	154.0	137.7	129.2	160.8	December
<b>Totali</b>	<b>1,532.2</b>	<b>1,753.6</b>	<b>1,824.2</b>	<b>1,738.5</b>	<b>1,770.8</b>	<b>Total</b>

Export by Years 2012-2016/mln Euro



Year 2016 by months/mln Euro

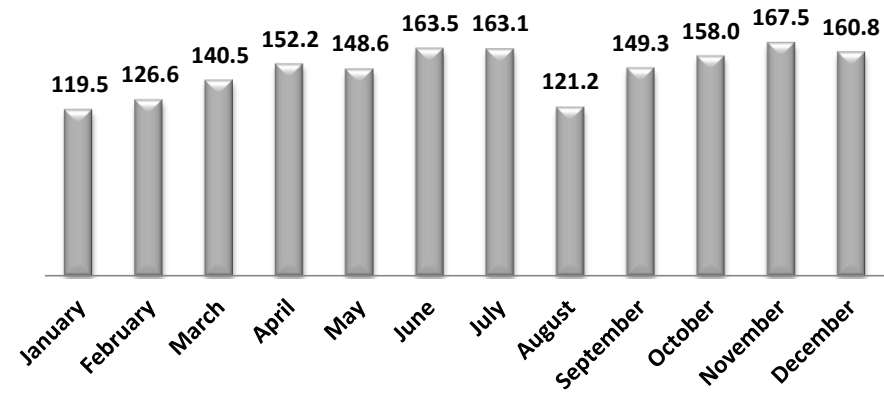
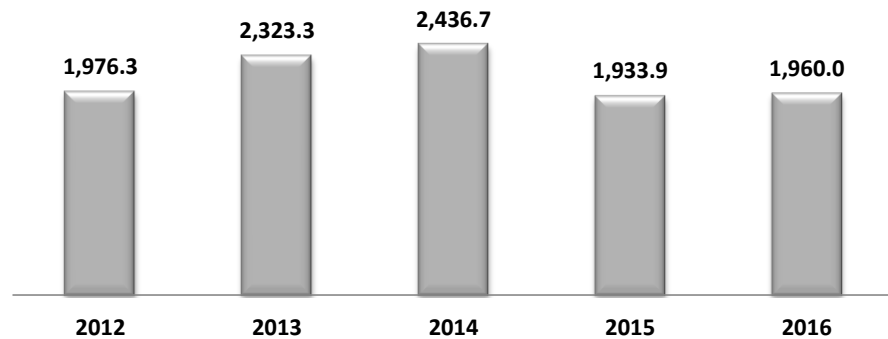


Tabela Nr 5/2 Vlerat e Eksportit ne mln USD  
Table No 5/2 Volume of Exports in mln USD

Në milion USD

Muajt	2012	2013	2014	2015	2016	Months
Janar	124.9	171.5	175.2	151.5	130.4	January
Shkurt	134.4	153.8	192.8	144.5	138.2	February
Mars	171.2	180.8	209.6	182.1	153.5	March
Prill	171.4	189.0	223.0	156.7	172.7	April
Maj	182.5	207.0	248.9	194.3	169.1	May
Qershor	157.9	198.3	219.7	185.3	182.1	June
Korrik	178.3	224.2	222.7	180.4	181.4	July
Gusht	152.9	172.0	178.4	121.3	134.6	August
Shtator	174.4	201.7	200.1	164.3	166.5	Setember
Tetor	178.6	212.6	201.2	162.9	176.8	October
Nentor	180.7	203.1	193.4	153.7	183.5	November
Dhjetor	169.1	209.3	171.8	137.0	171.2	December
<b>Totali</b>	<b>1,976.3</b>	<b>2,323.3</b>	<b>2,436.7</b>	<b>1,933.9</b>	<b>1,960.0</b>	<b>Total</b>

Export by Years 2012-2016 / mln USD



Year 2016 by months /mln USD

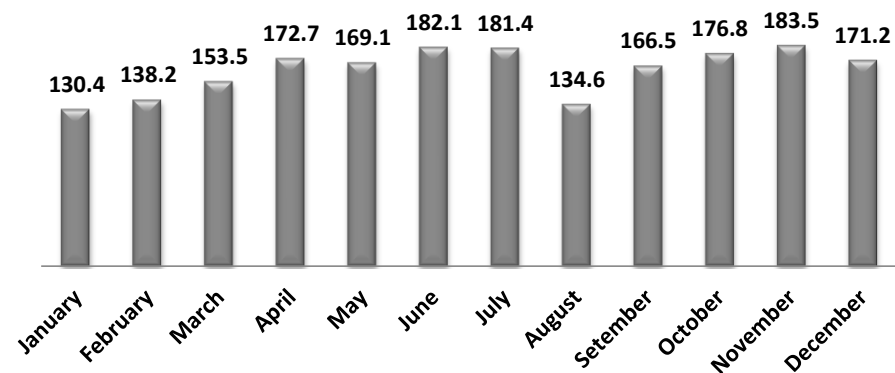


Tabela 6 Vlerat e Eksportit ne Peshe Neto

Table 6 Value of Exports in Net Mass

Në ton

Muajt	2012	2013	2014	2015	2016	Months
Janar	172,456	249,462	261,231	296,656	202,092	January
Shkurt	164,190	256,910	286,235	279,194	265,630	February
Mars	271,676	402,627	320,046	331,915	284,220	March
Prill	329,742	409,683	386,435	370,447	364,399	April
Maj	378,488	439,049	510,865	458,593	356,571	May
Qershor	311,366	369,897	437,858	421,925	382,469	June
Korrik	311,222	425,862	446,493	366,427	342,391	July
Gusht	436,827	429,156	407,183	326,029	345,942	August
Shtator	346,711	386,704	413,246	371,680	350,625	Setember
Tetor	371,482	349,159	376,134	372,552	352,588	October
Nentor	365,450	346,468	328,346	343,173	380,983	November
Dhjetor	300,115	354,360	308,918	305,470	331,220	December
<b>Totali</b>	<b>3,759,725</b>	<b>4,419,337</b>	<b>4,482,991</b>	<b>4,244,062</b>	<b>3,959,128</b>	<b>Total</b>

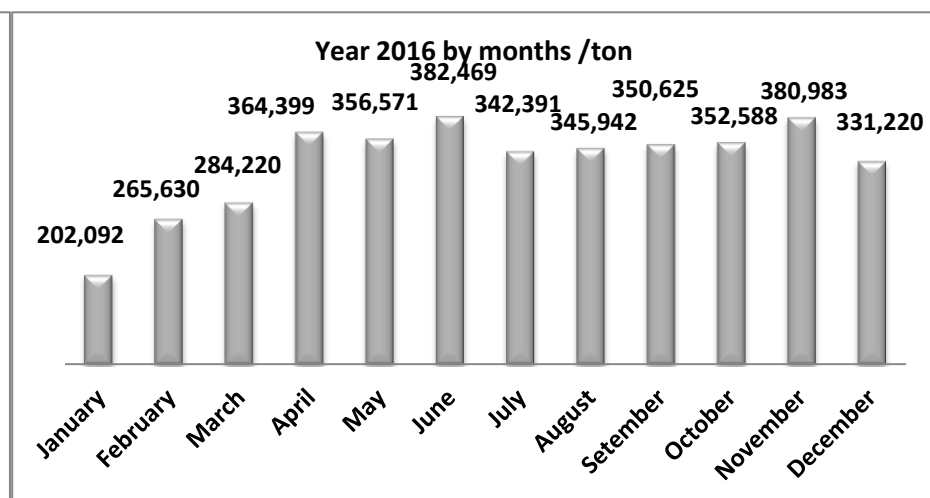
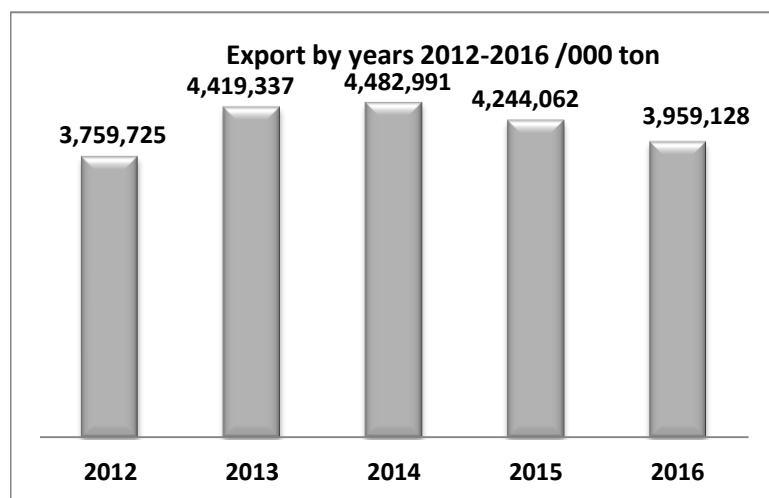
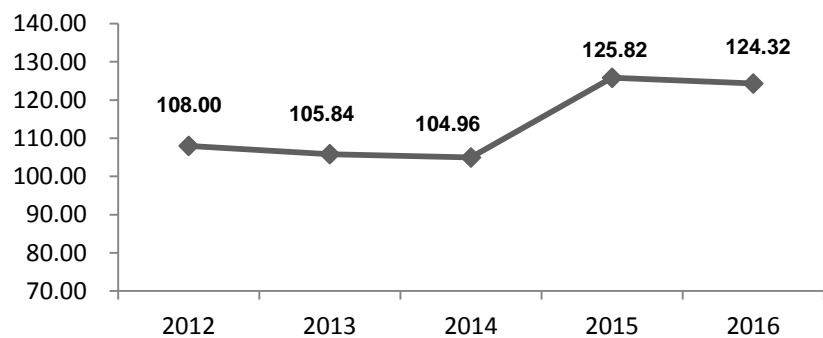


Tabela 7 Kursi i kembimit USD/Lek

Table 7 Exchange rate USD/Lek

Muajt	2012	2013	2014	2015	2016	Months
Janar	107.54	105.85	101.86	118.06	125.79	Jan
Shkurt	105.30	103.00	103.66	123.35	127.06	Feb
Mars	104.12	106.48	101.58	124.96	126.59	Mar
Prill	105.20	109.15	101.89	130.63	122.26	Apr
Maj	106.04	107.65	101.36	125.61	121.56	May
Qershor	111.92	108.16	102.72	128.48	124.15	June
Korrik	109.86	107.99	102.78	125.57	123.50	July
Gusht	111.95	105.58	103.81	127.49	122.60	Aug
Shtator	110.09	105.71	105.84	124.63	123.34	Sept
Tetor	108.34	104.76	110.89	124.24	122.74	Oct
Nentor	107.62	102.52	110.77	126.43	124.66	Nov
Dhjetor	108.02	103.17	112.31	130.35	127.55	Dec
<b>Kursi mes</b>	<b>108.00</b>	<b>105.84</b>	<b>104.96</b>	<b>125.82</b>	<b>124.32</b>	<b>Average rate</b>

Average Exchange Rate USD/Lek



Exchange Rate by months Year 2016 USD/Lek

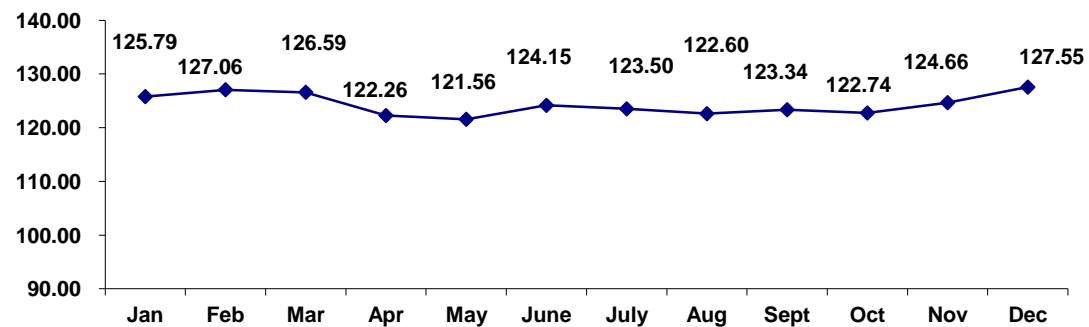
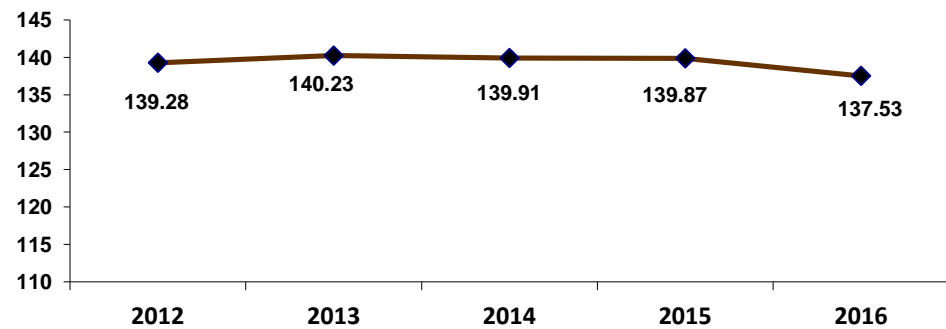


Tabela 8 Kursi i kembimit te Euro/Lek

Table 8 Exchange rate Euro/Lek

Muajt	2012	2013	2014	2015	2016	Months
Janar	138.93	139.59	140.2	140.14	137.28	Jan
Shkurt	138.93	139.58	140.44	139.72	138.68	Feb
Mars	140.08	139.66	140.14	140.36	138.24	Mar
Prill	140.38	139.91	140.27	140.34	138.77	Apr
Maj	140.33	140.72	140.08	140.53	138.29	May
Qershor	139.09	140.45	139.86	140.98	138.29	June
Korrik	138.17	140.96	140.26	140.29	137.33	July
Gusht	137.31	140.2	139.02	139.59	136.18	Aug
Shtator	138.24	139.98	139.44	139.73	137.52	Sep
Tetor	140.19	141.37	139.89	139.39	137.33	Oct
Nentor	139.81	140.11	139.27	139.18	136.54	Nov
Dhjetor	139.87	140.25	140.1	138.15	135.86	Dec
Kursi mes	139.28	140.23	139.91	139.87	137.53	Avarage rate

Average Exchange rate Euro/Lek



Exchange rate by months year 2016 Euro/Lek

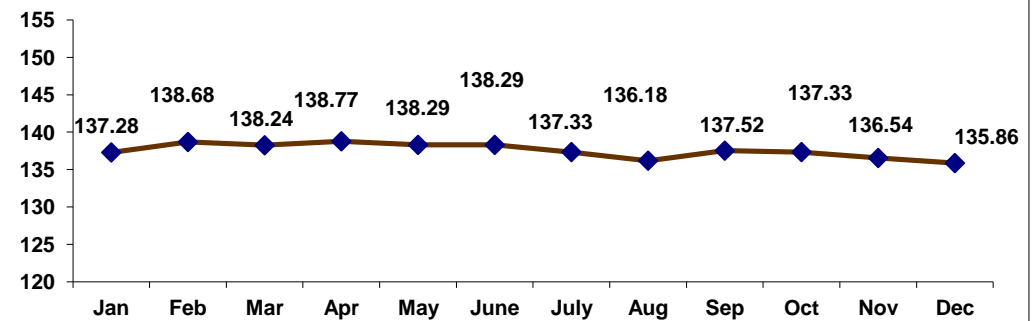


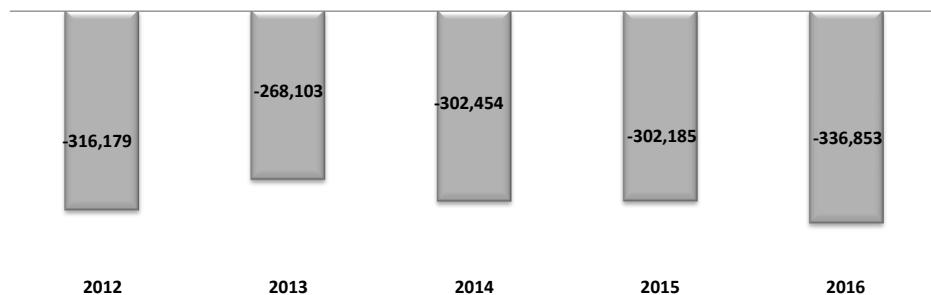
Tabela 9 Vlerat e Import-Eksportit sipas viteve ne mln Leke

Table 9 Values of Import Export by years in mln Lek

Në milion lekë

Muaji	2012			2013			2014			2015			2016			Months
	Export	Import	Difference	Export	Import	Difference	Export	Import	Difference	Export	Import	Difference	Export	Import	Difference	
Janar	13,436	37,065	- 23,629	18,151	34,190	- 16,039	17,850	37,155	- 19,305	17,882	35,292	- 17,410	16,401	35,134	- 18,733	January
Shkurt	14,147	37,534	- 23,387	15,842	33,324	- 17,481	19,983	39,511	- 19,528	17,821	39,223	- 21,401	17,563	41,673	- 24,111	February
Mars	17,823	44,308	- 26,485	19,251	38,613	- 19,362	21,293	42,620	- 21,327	22,759	44,332	- 21,573	19,429	46,964	- 27,535	March
Prill	18,032	40,079	- 22,047	20,632	41,521	- 20,889	22,722	46,268	- 23,546	20,464	43,780	- 23,316	21,119	51,710	- 30,591	April
Maj	19,355	44,656	- 25,301	22,287	45,290	- 23,004	25,224	48,575	- 23,351	24,406	44,553	- 20,148	20,553	51,472	- 30,919	May
Qershor	17,670	46,190	- 28,520	21,452	41,625	- 20,173	22,565	48,869	- 26,304	23,801	48,956	- 25,155	22,608	52,161	- 29,554	June
Korrik	19,584	47,725	- 28,141	24,209	48,877	- 24,668	22,891	47,593	- 24,701	22,658	52,345	- 29,687	22,400	50,879	- 28,479	July
Gusht	17,116	45,807	- 28,690	18,163	42,136	- 23,973	18,523	44,750	- 26,227	15,461	40,322	- 24,861	16,507	46,291	- 29,784	August
Shtator	19,201	46,968	- 27,766	21,319	42,187	- 20,868	21,173	47,485	- 26,312	20,475	44,140	- 23,665	20,534	47,401	- 26,867	September
Tetor	19,353	46,666	- 27,313	22,267	46,812	- 24,545	22,313	52,533	- 30,221	20,244	50,368	- 30,124	21,695	51,209	- 29,514	October
Nentor	19,446	45,761	- 26,316	20,819	44,245	- 23,425	21,421	48,041	- 26,620	19,438	49,001	- 29,563	22,873	49,729	- 26,856	November
Dhjetor	18,265	46,849	- 28,584	21,595	55,270	- 33,675	19,292	54,304	- 35,012	17,851	53,134	- 35,282	21,841	55,750	- 33,908	December
<b>Totali</b>	<b>213,429</b>	<b>529,607</b>	<b>-316,179</b>	<b>245,986</b>	<b>514,089</b>	<b>-268,103</b>	<b>255,251</b>	<b>557,704</b>	<b>-302,454</b>	<b>243,260</b>	<b>545,446</b>	<b>-302,185</b>	<b>243,520</b>	<b>580,373</b>	<b>-336,853</b>	<b>Total</b>
Exp/Im (%)	40			48			46			45			42			Exp/Im (%)

Export - Import Difference by Years 2012 - 2016 / mln lek



Export/Import difference Year 2016

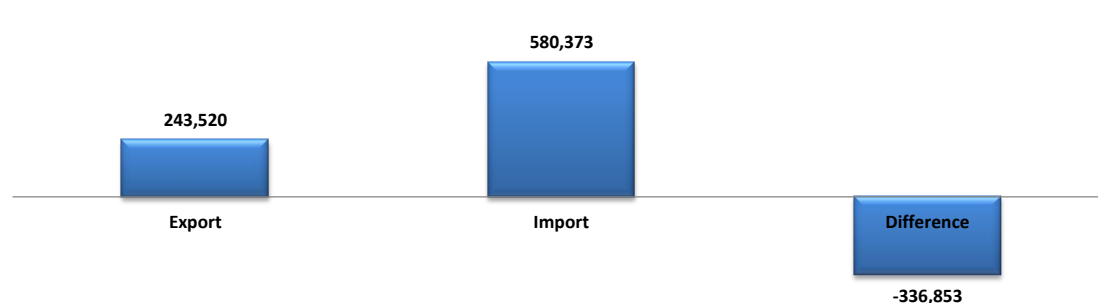
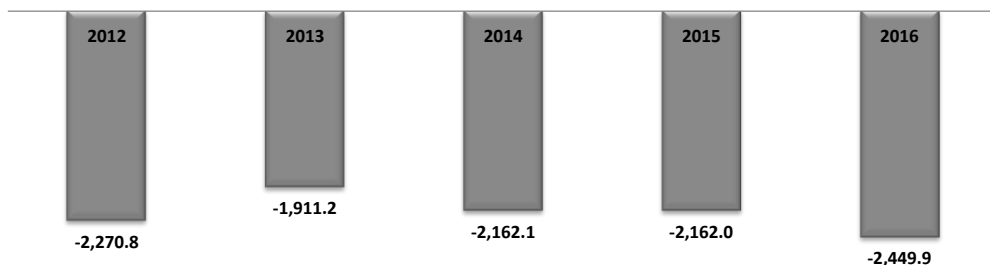


Tabela Nr 9-1 Vlerat e Import-Eksportit sipas viteve në mln Euro  
Table No 9-1 Values of Import-Export like years in mln Euro

Muaji	2012			2013			2014			2015			2016			Months
	Export	Import	Difference	Export	Import	Difference	Export	Import	Difference	Export	Import	Difference	Export	Import	Difference	
Janar	96.7	266.8	- 170.1	130.0	244.9	- 114.9	127.3	265.0	- 137.7	127.6	251.8	- 124.2	119.5	255.9	- 136.5	January
Shkurt	101.8	270.2	- 168.3	113.5	238.7	- 125.2	142.3	281.3	- 139.0	127.6	280.7	- 153.2	126.6	300.5	- 173.9	February
Mars	127.2	316.3	- 189.1	137.8	276.5	- 138.6	151.9	304.1	- 152.2	162.1	315.8	- 153.7	140.5	339.7	- 199.2	March
Prill	128.5	285.5	- 157.1	147.5	296.8	- 149.3	162.0	329.8	- 167.9	145.8	312.0	- 166.1	152.2	372.6	- 220.4	April
Maj	137.9	318.2	- 180.3	158.4	321.8	- 163.5	180.1	346.8	- 166.7	173.7	317.0	- 143.4	148.6	372.2	- 223.6	May
Qershor	127.0	332.1	- 205.0	152.7	296.4	- 143.6	161.3	349.4	- 188.1	168.8	347.3	- 178.4	163.5	377.2	- 213.7	June
Korrik	141.7	345.4	- 203.7	171.7	346.7	- 175.0	163.2	339.3	- 176.1	161.5	373.1	- 211.6	163.1	370.5	- 207.4	July
Gusht	124.7	333.6	- 208.9	129.5	300.5	- 171.0	133.2	321.9	- 188.7	110.8	288.9	- 178.1	121.2	339.9	- 218.7	August
Shtator	138.9	339.8	- 200.9	152.3	301.4	- 149.1	151.8	340.5	- 188.7	146.5	315.9	- 169.4	149.3	344.7	- 195.4	September
Tetor	138.0	332.9	- 194.8	157.5	331.1	- 173.6	159.5	375.5	- 216.0	145.2	361.3	- 216.1	158.0	372.9	- 214.9	October
Nentor	139.1	327.3	- 188.2	148.6	315.8	- 167.2	153.8	345.0	- 191.1	139.7	352.1	- 212.4	167.5	364.2	- 196.7	November
Dhjetor	130.6	334.9	- 204.4	154.0	394.1	- 240.1	137.7	387.6	- 249.9	129.2	384.6	- 255.4	160.8	410.3	- 249.6	December
<b>Totali</b>	<b>1,532.2</b>	<b>3,803.0</b>	<b>- 2,270.8</b>	<b>1,753.6</b>	<b>3,664.8</b>	<b>- 1,911.2</b>	<b>1,824.2</b>	<b>3,986.4</b>	<b>- 2,162.1</b>	<b>1,738.5</b>	<b>3,900.6</b>	<b>- 2,162.0</b>	<b>1,770.8</b>	<b>4,220.7</b>	<b>- 2,449.9</b>	<b>Total</b>
Exp/Im (%)	40			48			46			45			42			Exp/Im (%)

Export-Import Difference by Years 2012-2016 / mln Euro



Export-Import Difference Year 2016 / mln Euro

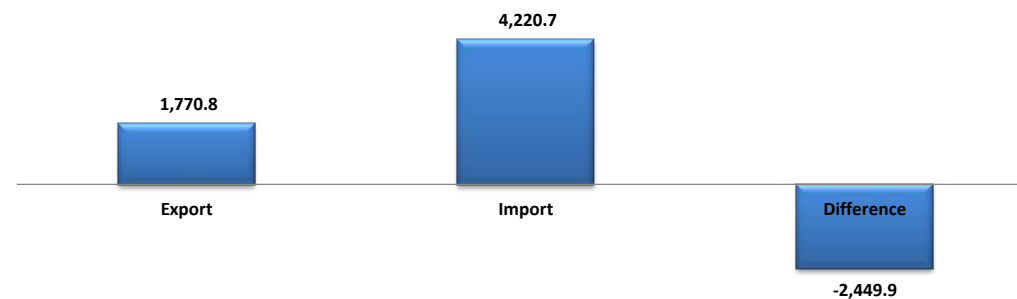




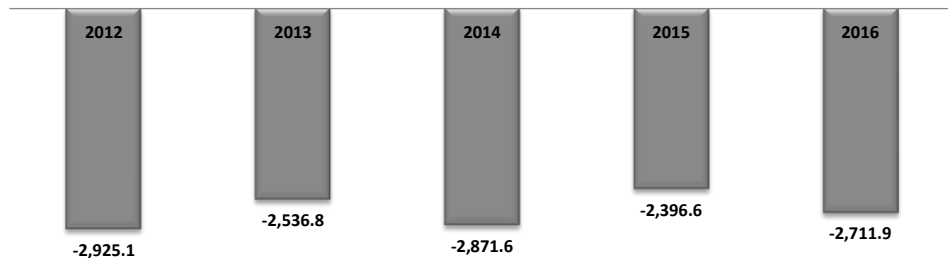
Tabela 9-2 Vlerat e Import-Eksportit sipas viteve në mln USD

Table 9-2 Values of Import-Export like years in mln USD

Në milion USD

Muaji	2012			2013			2014			2015			2016			Months
	Export	Import	Difference	Export	Import	Difference	Export	Import	Difference	Export	Import	Difference	Export	Import	Difference	
Janar	124.9	344.7	- 219.7	171.5	323.0	- 151.5	175.2	364.8	- 189.5	151.5	298.9	- 147.5	130.4	279.3	- 148.9	January
Shkurt	134.4	356.4	- 222.1	153.8	323.5	- 169.7	192.8	381.2	- 188.4	144.5	318.0	- 173.5	138.2	328.0	- 189.8	February
Mars	171.2	425.5	- 254.4	180.8	362.6	- 181.8	209.6	419.6	- 209.9	182.1	354.8	- 172.6	153.5	371.0	- 217.5	March
Prill	171.4	381.0	- 209.6	189.0	380.4	- 191.4	223.0	454.1	- 231.1	156.7	335.1	- 178.5	172.7	422.9	- 250.2	April
Maj	182.5	421.1	- 238.6	207.0	420.7	- 213.7	248.9	479.2	- 230.4	194.3	354.7	- 160.4	169.1	423.4	- 254.4	May
Qershor	157.9	412.7	- 254.8	198.3	384.9	- 186.5	219.7	475.7	- 256.1	185.3	381.0	- 195.8	182.1	420.1	- 238.0	June
Korrik	178.3	434.4	- 256.2	224.2	452.6	- 228.4	222.7	463.1	- 240.3	180.4	416.9	- 236.4	181.4	412.0	- 230.6	July
Gusht	152.9	409.2	- 256.3	172.0	399.1	- 227.1	178.4	431.1	- 252.6	121.3	316.3	- 195.0	134.6	377.6	- 242.9	August
Shtator	174.4	426.6	- 252.2	201.7	399.1	- 197.4	200.1	448.7	- 248.6	164.3	354.2	- 189.9	166.5	384.3	- 217.8	September
Tetor	178.6	430.7	- 252.1	212.6	446.8	- 234.3	201.2	473.7	- 272.5	162.9	405.4	- 242.5	176.8	417.2	- 240.5	October
Nentor	180.7	425.2	- 244.5	203.1	431.6	- 228.5	193.4	433.7	- 240.3	153.7	387.6	- 233.8	183.5	398.9	- 215.4	November
Dhjetor	169.1	433.7	- 264.6	209.3	535.7	- 326.4	171.8	483.5	- 311.7	137.0	407.6	- 270.7	171.2	437.1	- 265.8	December
<b>Totali</b>	<b>1,976.3</b>	<b>4,901.3</b>	<b>- 2,925.1</b>	<b>2,323.3</b>	<b>4,860.0</b>	<b>- 2,536.8</b>	<b>2,436.7</b>	<b>5,308.3</b>	<b>- 2,871.6</b>	<b>1,933.9</b>	<b>4,330.5</b>	<b>- 2,396.6</b>	<b>1,960.0</b>	<b>4,671.9</b>	<b>- 2,711.9</b>	<b>Total</b>
Exp/Im (%)	40			48			46			45			42			Exp/Im (%)

Export-Import Difference by Years 2012-2016 / mln Euro



Export/Import Difference Year 2016




Tabela 10 Struktura e Importeve sipas vendeve BE/ Jo BE

Table 10 Structure of Imports by EU / Non EU Countries

Shtetet	2015				2016				Countries
	Volume Ton	Spc Weight %	Value mln/ leks	P Spec %	Volume Ton	Spc Weight %	Value mln/ leks	Spc Weight %	
Vendet e BE	1,862,572	48.7	336,216	61.6	2,010,368	49.4	366,474	63.1	EU countries
Vendet Jo BE	1,960,385	51.3	209,229	38.4	2,059,903	50.6	213,899	36.9	Non EU countries
<b>Totali</b>	<b>3,822,958</b>	<b>100.0</b>	<b>545,446</b>	<b>100.0</b>	<b>4,070,272</b>	<b>100.0</b>	<b>580,373</b>	<b>100.0</b>	<b>Total</b>

Import Value EU non EU Year 2015



Import Value EU non EU Year 2016




Tabela 11 Struktura e Importeve sipas vendeve BE

Table 11 Structure of Imports by EU Countries

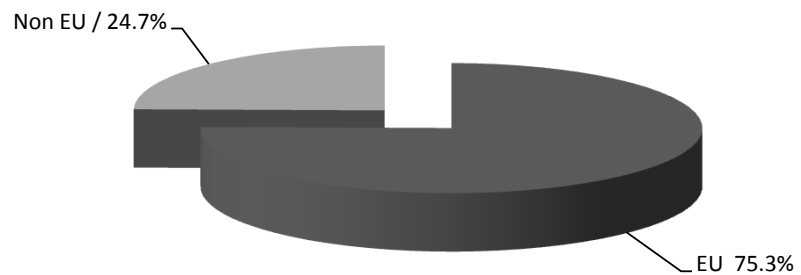
Shtetet BE	2015				2016				EU Countries
	Volume Ton	Spc Weight %	Value mln/ lek	Spc Weight %	Volume Ton	Spc Weight %	Value mln/ lek	Spc Weight %	
Austria	24,930	1.3	7,316	2.2	22,457	1.1	6,378	1.7	Austria
Belgjike	8,674	0.5	2,907	0.9	10,133	0.5	3,306	0.9	Belgium
Bullgaria	52,028	2.8	7,483	2.2	62,265	3.1	7,687	2.1	Bulgaria
Qipro	162	0.0	187	0.1	431	0.0	345	0.1	Cyprus
Republika Ceke	7,661	0.4	3,944	1.2	8,365	0.4	5,567	1.5	Czech Republic
Gjermania	84,001	4.5	36,502	10.9	199,689	9.9	55,185	15.1	Germany
Danimarke	1,031	0.1	1,294	0.4	933	0.0	1,007	0.3	Denmark
Estonia	101	0.0	26	0.0	747	0.0	384	0.1	Estonia
Spanja	87,837	4.7	8,722	2.6	134,672	6.7	12,715	3.5	Spain
Finlanda	2,570	0.1	1,975	0.6	4,382	0.2	1,353	0.4	Finland
France	15,331	0.8	12,080	3.6	18,983	0.9	11,491	3.1	France
Britania e Madhe	5,250	0.3	5,071	1.5	4,328	0.2	4,175	1.1	Great Britain
Greqi	414,280	22.2	42,764	12.7	446,282	22.2	45,714	12.5	Greece
Kroacia	73,583	4.0	7,461	2.2	37,769	1.9	4,539	1.2	Croatia
Hungari	25,460	1.4	4,830	1.4	20,298	1.0	4,937	1.3	Hungary
Irlande	1,325	0.1	1,981	0.6	968	0.0	1,979	0.5	Ireland
Itali	968,930	52.0	165,022	49.1	924,465	46.0	169,583	46.3	Italy
Lituania	1,013	0.1	290	0.1	1,435	0.1	364	0.1	Lithuania
Luksemburg	1,847	0.1	312	0.1	160	0.0	63	0.0	Luxembourg
Letonia	640	0.0	177	0.1	957	0.0	131	0.0	Latvia
Malta	76	0.0	27	0.0	7	0.0	6	0.0	Malta
Hollande	14,765	0.8	3,602	1.1	20,197	0.7	4,579	1.2	Netherlands
Polonia	11,834	0.6	8,309	2.5	14,017	0.2	9,027	2.5	Poland
Portugali	3,049	0.2	1,149	0.3	4,138	0.6	1,372	0.4	Portugal
Rumania	39,917	2.1	6,092	1.8	50,198	0.3	7,048	1.9	Romania
Suedia	7,234	0.4	1,771	0.5	11,761	0.3	2,149	0.6	Sweden
Slovenia	5,663	0.3	3,448	1.0	6,728	0.3	3,745	1.0	Slovenia
Slovakia	3,380	0.2	1,475	0.4	3,602	0.2	1,645	0.4	Slovakia
<b>Totali BE</b>	<b>1,862,572</b>	<b>100.0</b>	<b>336,216</b>	<b>100.0</b>	<b>2,010,368</b>	<b>100.0</b>	<b>366,474</b>	<b>100.0</b>	<b>EU Total</b>

Tabela 12 Struktura e Eksporteve sipas vendeve BE/ Jo BE


Table 12 Structure of Exports by EU / Non EU Countries

Shtetet	2015				2016				Countries
	Volume Ton	Spc Weight %	Value mln/ leks	Spc Weight %	Volume Ton	Spc Weight %	Value mln/ leks	Spc Weight %	
Vendet e BE	1,541,906	36.3	183,144	75.3	1,510,797	38.2	189,739	77.9	EU countries
Vendet Jo BE	2,702,156	63.7	60,117	24.7	2,448,331	61.8	53,781	22.1	Non EU countries
<b>Totali</b>	<b>4,244,062</b>	<b>100.0</b>	<b>243,260</b>	<b>100.0</b>	<b>3,959,128</b>	<b>100.0</b>	<b>243,520</b>	<b>100.0</b>	<b>Total</b>

Export value EU non EU Countries Year 2015



Export value Eu non EU Countries Year 2016



**Tabela 13 Struktura e Eksporteve sipas vendeve BE**  
**Table 13 Structure of Exports by EU Countries**

Shtetet BE	2015				2016				EU Countries
	Volume Ton	Spc Weight %	Value mln/ lek	Spc Weight %	Volume Ton	Spc Weight %	Value mln/ lek	Spc Weight %	
Austria	7,990	0.5	2,961	1.6	6,807	0.5	1,163	0.6	Austria
Belgjike	1,346	0.1	309	0.2	2,065	0.1	339	0.2	Belgium
Bullgaria	23,944	1.6	3,183	1.7	27,740	1.8	2,953	1.6	Bulgaria
Qipro	77	0.0	11	0.0	2,146	0.1	31	0.0	Cyprus
Republika Ceke	2,332	0.2	832	0.5	2,622	0.2	1,457	0.8	Czech Republic
Gjermania	13,722	0.9	7,676	4.2	13,994	0.9	8,282	4.4	Germany
Danimarke	396	0.0	436	0.2	374	0.0	857	0.5	Denmark
Estonia	5	0.0	12	0.0	682	0.0	437	0.2	Estonia
Spanja	312,341	20.3	12,607	6.9	172,225	11.4	7,992	4.2	Spain
Finlanda	11	0.0	26	0.0	6	0.0	13	0.0	Finland
France	8,043	0.5	2,410	1.3	9,100	0.6	2,562	1.4	France
Britania e Madhe	2,437	0.2	454	0.2	4,146	0.3	533	0.3	Great Britain
Greqi	124,150	8.1	9,530	5.2	155,162	10.3	11,106	5.9	Greece
Kroacia	3,226	0.2	488	0.3	4,632	0.3	943	0.5	Croatia
Hungari	1,283	0.1	1,860	1.0	1,954	0.1	2,414	1.3	Hungary
Irlande	31	0.0	7	0.0	103	0.0	23	0.0	Ireland
Itali	661,433	42.9	123,733	67.6	643,125	42.6	133,043	70.1	Italy
Lituania	1,637	0.1	79	0.0	1,311	0.1	77	0.0	Lithuania
Luksemburg	72	0.0	14	0.0	59	0.0	9	0.0	Luxembourg
Letonia	179	0.0	48	0.0	208	0.0	71	0.0	Latvia
Malta	357,836	23.2	11,209	6.1	437,286	28.9	8,016	4.2	Malta
Hollande	10,697	0.7	2,058	1.1	6,962	0.5	1,328	0.7	Netherlands
Polonia	1,622	0.1	444	0.2	2,222	0.1	399	0.2	Poland
Portugali	97	0.0	23	0.0	406	0.0	61	0.0	Portugal
Romania	6,077	0.4	1,322	0.7	12,318	0.8	3,386	1.8	Romania
Suedia	117	0.0	119	0.1	630	0.0	552	0.3	Sweden
Slovenia	623	0.0	1,137	0.6	1,512	0.1	1,370	0.7	Slovenia
Slovakia	183	0.0	157	0.1	1,003	0.1	324	0.2	Slovakia
<b>Totali BE</b>	<b>1,541,906</b>	<b>100.0</b>	<b>183,144</b>	<b>100.0</b>	<b>1,510,797</b>	<b>100.0</b>	<b>189,739</b>	<b>100.0</b>	<b>EU Total</b>

Tabela 14 Vlerat e Importeve sipas vendit të origjinës

Table 14 Value of Imports by country of origin

Në milion lek

Shtetet	Years		2013		2014		2015		2016		Countries
	2012		Value	Spc Weight	Value	Spc Weight	Value	Spc Weight	Value	Spc Weight	
	Value	Spc Weight	Value	Spc Weight	Value	Spc Weight	Value	Spc Weight	Value	Spc Weight	
	mIn/Lek	%	mIn/Lek	%	mIn/Lek	%	mIn/Lek	%	mIn/Lek	%	
Italia	168,656	31.8	170,500	33.2	164,760	29.5	165,022	30.3	169,583	29.2	Italy
Gjermani	32,176	6.1	30,035	5.8	33,138	5.9	36,502	6.7	55,185	9.5	Germany
Kina	33,820	6.4	35,178	6.8	40,488	7.3	46,611	8.5	50,819	8.8	China
Greqia	50,123	9.5	45,794	8.9	52,148	9.4	42,764	7.8	45,714	7.9	Greece
Turqia	30,425	5.7	32,985	6.4	38,888	7.0	43,748	8.0	45,592	7.9	Turkey
Serbia	23,323	4.4	15,165	2.9	23,718	4.3	20,901	3.8	18,080	3.1	Serbia
Spanja	10,355	2.0	8,032	1.6	9,568	1.7	8,722	1.6	12,715	2.2	Spain
France	8,337	1.6	11,280	2.2	14,988	2.7	12,080	2.2	11,491	2.0	France
USA	11,651	2.2	12,927	2.5	13,559	2.4	8,785	1.6	10,990	1.9	USA
Rusia	13,474	2.5	10,040	2.0	11,739	2.1	12,113	2.2	10,907	1.9	Rusia
Te tjera	147,267	27.8	142,153	27.7	154,709	27.7	148,197	27.2	149,297	25.7	Others
<b>Totali</b>	<b>529,607</b>	<b>100.0</b>	<b>514,089</b>	<b>100</b>	<b>557,704</b>	<b>100</b>	<b>545,446</b>	<b>100.0</b>	<b>580,373</b>	<b>100.0</b>	<b>Total</b>

Import's value by countries of origin (main partners year 2016)

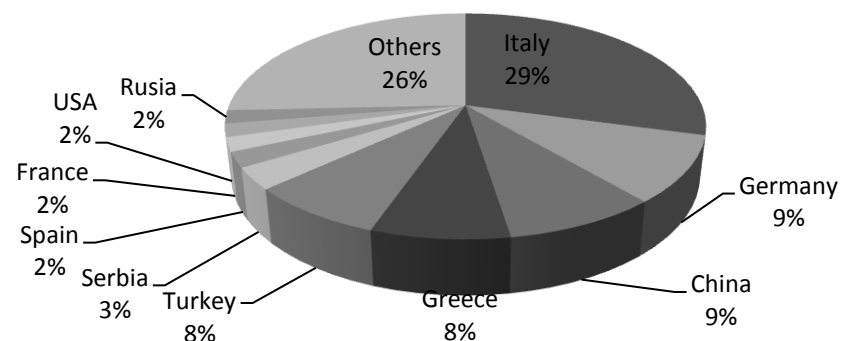


Tabela 15 Volumi i Importeve sipas vendit të origjinës

Table 15 Volume of Imports by country of origin

Në Ton

Shtetet	Years										Countries
	2012		2013		2014		2015		2016		
	Volume Ton	Spc Weight %	Volume Ton	Spc Weight %	Volume Ton	Spc Weight %	Volume Ton	Spc Weight %	Volume Ton	Spc Weight %	
Italia	1,147,995	28.7	1,088,655	27.7	954,801	23.6	968,930	25.3	924,465	22.7	Italy
Greqia	579,194	14.5	440,659	11.2	508,239	12.6	414,280	10.8	446,282	11.0	Greece
Turqia	202,981	5.1	195,890	5.0	239,855	5.9	278,421	7.3	315,948	7.8	Turkey
Rusia	373,746	9.4	301,737	7.7	394,990	9.8	358,094	9.4	298,142	7.3	Rusia
Serbia	170,272	4.3	205,418	5.2	257,570	6.4	251,906	6.6	269,914	6.6	Serbia
Gjermania	79,844	2.0	81,476	2.1	92,605	2.3	84,001	2.2	199,689	4.9	Germany
Kina	114,074	2.9	121,630	3.1	139,231	3.4	136,204	3.6	198,539	4.9	China
Maqedonia	141,886	3.6	175,312	4.5	171,909	4.3	159,323	4.2	145,213	3.6	Macedonia
Spanje	106,054	2.7	128,966	3.3	111,848	2.8	87,837	2.3	134,672	3.3	
Kosova	152,771	3.8	198,116	5.0	147,381	3.6	132,013	3.5	123,975	3.0	Kosovo
Te tjera	927,699	23.2	993,597	25.3	1,021,473	25.3	951,949	24.9	1,013,432	24.9	Others
<b>Totali</b>	<b>3,996,515</b>	<b>100.0</b>	<b>3,931,457</b>	<b>100.0</b>	<b>4,039,902</b>	<b>100</b>	<b>3,822,958</b>	<b>100.0</b>	<b>4,070,272</b>	<b>100.0</b>	<b>Total</b>

Import's volume by Country of Origin(main partners year 2016)

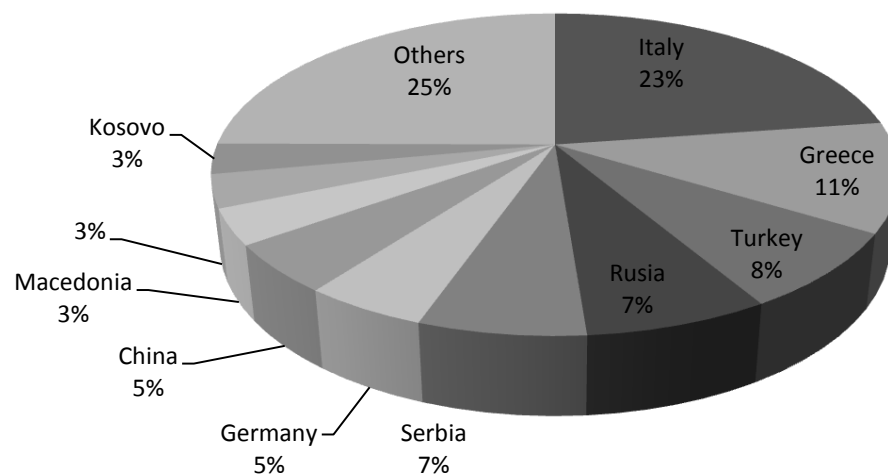


Tabela 16 Vlerat e Eksporteve sipas vendit te destinacionit

Table 16 Value of Exports by country of destination

Në milion lekë

Shtetet	Years										Countries
	2012		2013		2014		2015		2016		
	Value mln Lek	Spç Weight %	Value mln Lek	Spç Weigh %	Value mln Lek	Spç Weigh %	Value mln Lek	Spç Weight %	Value mln Lek	Spç Weight %	
Italia	108,886	51.0	114,068	46.4	132,797	52.0	123,733	50.9	133,043	54.6	Italy
Kosova	17,112	8.0	16,249	6.6	18,670	7.3	20,923	8.6	16,607	6.8	Kosovo
Greqi	9,573	4.5	7,598	3.1	8,862	3.5	9,530	3.9	11,106	4.6	Greece
Gjermania	6,609	3.1	9,445	3.8	7,087	2.8	7,676	3.2	8,282	3.4	Germany
Malta	3,835	1.8	16,540	6.7	15,906	6.2	11,209	4.6	8,016	3.3	Malta
Spanja	19,705	9.2	24,068	9.8	16,684	6.5	12,607	5.2	7,992	3.3	Spain
Kina	5,750	2.7	11,449	4.7	8,738	3.4	6,570	2.7	7,452	3.1	China
Maqedoni	4,152	1.9	4,383	1.8	5,362	2.1	6,375	2.6	6,421	2.6	Macedonia
Serbia	1,647	0.8	2,247	0.9	1,613	0.6	3,199	1.3	4,699	1.9	Serbia
Mali i Zi	1,794	0.8	3,166	1.3	3,518	1.4	3,376	1.4	4,378	1.8	Monte Negro
Te tjera	34,367	16.1	36,774	14.9	36,014	14.1	38,063	15.6	35,525	14.6	Others
<b>Totali</b>	<b>213,429</b>	<b>100.0</b>	<b>245,986</b>	<b>100</b>	<b>255,251</b>	<b>100</b>	<b>243,260</b>	<b>100.0</b>	<b>243,520</b>	<b>100.0</b>	<b>Total</b>

Value of Export by country of destination Year 2016

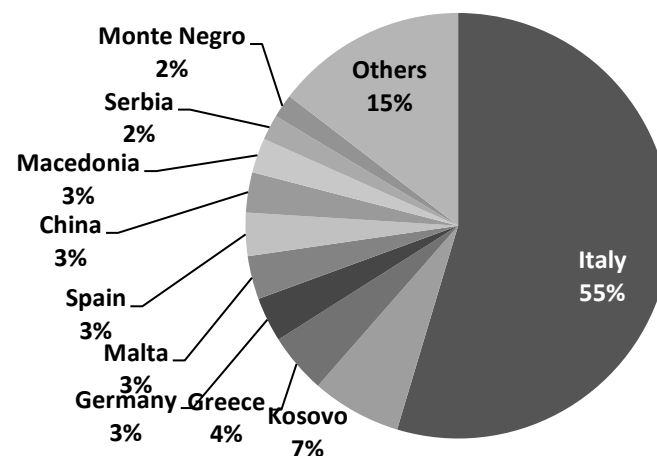




Tabela 17 Volumi i Eksporteve sipas vendit te destinacionit

Table 17 Volume of Export by country of destination

Në ton

Shtetet	Years										Countries
	2012		2013		2014		2015		2016		
	Volume Ton	Spc Weight %	Volume Ton	Spc Weight %	Volume Ton	Spc Weight %	Volume Ton	Spc Weight %	Volume Ton	Spc Weight %	
Kosova	870,895	23	886,923	20	983,028	22	1,068,475	25	837,755	21	Kosovo
Italia	838,089	22	740,184	17	743,436	17	661,433	16	643,125	16	Italy
Maqedonia	237,450	6	298,744	7	472,983	11	375,587	9	544,608	14	Macedonia
Malta	69,146	2	295,571	7	311,895	7	357,836	8	437,286	11	Malta
Kina	311,596	8	670,011	15	448,654	10	323,785	8	375,140	9	China
Mali I Zi	157,021	4	207,747	5	227,524	5	235,778	6	284,181	7	Monte Negro
Spanja	346,150	9	397,460	9	275,532	6	312,341	7	172,225	4	Spain
Greqi	183,871	5	124,253	3	112,549	3	124,150	3	155,162	4	Greece
Serbia	52,693	1	74,960	2	88,231	2	91,916	2	98,408	2	Serbia
Te tjera	692,814	18	723,485	16	819,160	18	692,761	16	411,237	10	Others
<b>Totali</b>	<b>3,759,725</b>	<b>100</b>	<b>4,419,337</b>	<b>100</b>	<b>4,482,991</b>	<b>100.00</b>	<b>4,244,062</b>	<b>100.0</b>	<b>3,959,128</b>	<b>100.0</b>	<b>Total</b>









Tabela Nr 22 Përshkrimet e seksioneve të S H  
Table No 22 Descriptions of H S Sections

Sections	Description	Chapters
I	Kafshet e gjalla produktet me origjine prej kafsheve	1-5.
II	Produktet vegjetale	6-14.
III	Vajra dhe dhjamra kafshore apo vegjetale etj	15
IV	Ushqime te pergatitura , pijet , uthullat,duhanet etj	16-24.
V	Produktet minerale	25-27.
VI	Produktet e industrise kimike dhe te industrise te lidhjeve	28-38.
VII	Plastikat dhe artikujt prej tyre gomat dhe artikujt prej saj	39-40.
VIII	Lekurat ,gezofet mallrat e udhetimit,cantat etj	41-43.
IX	Druri dhe artikujt prej tij qymyri, prodhimet e kashtes xunkth etj	44-46.
X	Brumi i drurit letra kartoni etj	47-49.
XI	Tekstilet dhe artikujt prej tyre	50-63.
XII	Veshjet e kembeve,kokes,cadrat,bastunet puplat,lulet artificialeetj	64-67.
XIII	Artikuj guri ,allcie.cimentoje,asbesti,qelqi,prodhimet e tij	68-70.
XIV	Perlat natyrale apo te kultivuara , guret e cmuar , gjysem te cmuar ,metalet e cmuar ,monedha etj	71
XV	Metalet baze dhe artikujt prej metaleve baze	72-83.
XVI	Makineri dhe pajisje mekanike,elektrike,regjistruesit dhe riprodhuesit e tingujve ,imazhit televiziv etj	84-85.
XVII	Mjetet e transportit,avionet,anijet, pajisjet e tyre	86-89.
XVIII	Instrumentat dhe aparatet optike,fotografike, kinematografike,mjekesore, instrumentat muzikore etj	90-92.
XIX	Armet dhe municionet ,pjeset dhe plotesuesit etj	93
XX	Artikujt e ndryshem te prodhuar	94-96.
XXI	Veprat e artit ,koleksionet ,antikat	97-98.

**Tabela 23 Importi Total sipas Procedurave**  
**Table 23 Total Import by Procedure**

Procedures	Description	2015		2016		Description
		Volume/Ton	Value/mln lek	Volume/Ton	Value/mln lek	
4000	Import per konsum direkt pa procedure te meparshme	2,728,712	367,527	3,071,572	407,268	definitive import without previous procedure
4041	Import per konsum pas RPA me rimbursim	104,821	4,116	2,001	166	import after inward processing with drawback
4051	Import per konsum pas RPA me pezullim	4,789	532	3,869	281	import after inward processing with suspension
4053	Import per konsum pas RLP me perjashtim te plote	685	658	283	71	import after temporary importation with total exemption
4055	Import per konsum pas RLP me perjashtim te pjesshem	2,853	1,721	590	316	import after temporary importation with partial exemption
4056	Import per konsum pas ekspozitave ose panaireve	6	4	11	20	import after exhibitions or fairs
4071	Import per konsum pas magazinimit doganor	157,662	20,106	122,697	18,243	import after customs warehousing regime
4078	Import per konsum pas vendosjes ne zone ose magazine te lire	507,370	35,238	505,132	27,704	import after free warehousing or free zones
4091	Import per konsum pas perpunimit nen kontrollin doganor	233	184	413	354	import after processing under customs control
4100	Import per konsum per RPA me rimbursim	155,020	7,128	5,880	1,181	import after inward processing with drawback
4141	Transferim i mallrave ne RPA me rimbursim ne nje regjim tjetër RPA	5,160	317	252	45	transferal of goods from an inward processing with drawback to an other inward processing
4151	Transferim i mallrave nga RPA me pezullim ne nje tjetër RPA me rimbursim			14	5	transferal of goods from an inward processing/suspension to an inward processing / drawback
4171	Import per RPA me rimbursim pas magazinimit doganor	4,989	186	109	22	import for inward processing with drawback after customs warehousing
4178	Import per RPA me rimbursim pas zones ose magazines se lire	1,521	107	904	54	import for inward processing with drawback after free area or free warehouse
4200	Import per konsum i mallrave te perjashtuara pa procedure te meparshme	11,443	7,051	11,532	5,558	import of exempted goods without previous procedure
4253	Import per konsum me perjashtim nga taksat per RLP	5	115	1	8	import of exempted goods after temporary importation
4255	Hedhje per konsum me perjashtim pas RLP me perjashtim te pjesshem					consumption relise except after temporary admission regime with partial suspension
4256	Import per konsum me perjashtim nga taksat pas ekspozitave ose panaireve					import of exempted goods after exhibits/fairs
4271	Import per konsum i mallrave te perjashtuara pas magazines doganore	72	183	345	353	import of exempted goods after customs warehousing
4278	Import per konsum i mallrave te perjashtuara pas magazines se lire	1,331	147	2,881	376	import of exempted goods after free warehouse
4700	Qarkullim i lire me akcise te pezulluar	20,142	5,870	25,399	7,256	free circulation with akcise suspended
4771	Qarkullim i lire me akcise te pezulluar pas magazinimit doganor			5	3	free circulation of Excise suspended after customs storage
4778	Qarkullim i lire me akcise te pezulluar pas magazines se lire	38,971	3,007	98,361	5,924	free flow with akcise suspended after free warehouse
4900	Import paraprak mallrave PP, Shkembim standart i garantuar			0	3	import of outward processing, standart exchange
4971	Import paraprak nen RPP te dala nga magazina doganorie			4	4	previous import to under Routwarding processing, from customs warehouses
5100	Import i perkohshem per RPA me pezullim	172,427	94,238	216,702	104,963	temporary importation for inward processing, suspension
5141	Transferim i mallrave nga RPA me rimbursim ne RPA me pezullim	531	2	1,046	98	transfer of goods from an drawback processing to an suspension processing
5151	Transferim i mallrave apo produkteve kompesuese nga RPA tek nje tjetër	11,295	4,260	14,304	5,229	transferal of goods among two inward processing regims
5171	Import per RPA pas magazinimit doganor	18	37	691	139	temporary importation for inward processing, after customs warehousing
5178	Futja e mallrave me RPA me pezullim nga magazina e lire	15,654	1,383	1,146	60	Introducing of suspension RPA goods from free warehouse
5300	Import i perkohshem per RLP me perjashtim te plote	20,391	5,215	24,623	11,136	temporary importation with total exemption
5353	Transferim i RLP me perjashtim te plote nga nje mbajtes tek nje tjetër	53	9	148	26	transfer of temporary admission regime with total exemption from a carrier to another
5356	Import perkohshem me perjashtim te plote pas ekspozitave ose panaireve	3	5	4	9	temporary importation with total exemption after exhibitions or fairs
5371	Import i perkohshem perjashtim i plote pas magazinimit doganor	36	83	100	418	temporary importation with total exemption after customs warehousing
5500	Import i perkohshem per RLP me perjashtim te pjesshem	6,412	4,056	3,482	1,848	temporary importation with partial exemption
5553	RLP me perjashtim te pjesshem pas RLP me perjashtim te plote	470	46	1,215	210	RLP with partial exception after of RLP with full exception
5555	Transferim nga mbajtesi tek persona te tjere i RLP me perjashtim te pjesshem	517	106	52	13	transfer from the holder to other people's RLP partial suspension
5571	Import per RLP me perjashtim te pjesshem pas magazines doganore	27	115	1	9	import for RLP partial suspension after customs warehouse
5600	Import i perkohshem per ekspozita pa procedure te meparshme	194	225	108	97	temporary importation for exhibitions or fairs without previous procedure
5671	Import i perkohshem per ekspozite pas magazinimit doganor	0	2			temporary import for exhibition after customs warehouse
6121	Ri-Importim i mallrave ne RPP	1,660	132	2,427	227	re importation under outward processing
6221	Operacione perpunimi ne vend te huaj	0	4	0	11	processing operations in a foreign country
6323	Ri-Importim i mallrave te rikthyera pa ndryshime	1,999	1,099	2,110	618	re importation of the returned goods without changes
6378	Ri importim i mallrave shqiptare nga magazina e lire	1,093	45	2,831	98	re importation of albanian goods from free warehouse
6525	Ri-Importim i mallrave te eksportuar per riparime	693	378	632	257	re importation of the repaired goods
6571	Riimportim nga eksporti per riparime pas magazinimit doganor	0	1	1	0	re-importation from export for repairs after customs warehousing
6910	Rikthim i mallrave te eksportuara definitivisht	744	133	2,941	153	re importation of exported goods (ex 1)
9100	Vendosje nen perpunim doganor pa procedure te meparshme	444	400	507	403	processing under customs control without previous procedure
9171	Perpunim nen kontroll doganor pas magazinimit doganore	32	35	62	65	processing under customs control after customs warehousing
9300	Asgjesimi i mallrave nen kontroll doganor	1,173	32	94	6	destruction of goods under processing under customs control regime
9341	Shkaterrim i mallrave pas RPA me rimbursim	12,943	0	45	0	destruction of goods after inward processing / drawback
9351	Shkaterrim i mallrave qe kane qene ne RPA pezullim	8,782	50	11,062	58	destruction of goods after inward processing / suspension
9353	Shkaterrim i mallrave pas RLP me perjashtim te plote	4	0	8	0	destruction of goods after temporary admission with exemption
9355	Shkaterrim i mallrave pas RLP me perjashtim te pjesshem					destruction of goods after temporary admission with partial exemption
9371	Shkaterrimi i mallrave qe qene ne magazinim doganor	23	7			destruction of goods after customs warehousing
9400	Braktisja e mallrave pa procedure te meparshme			1	0	abandonment of goods without previous procedure
9471	Braktisje e mallrave pas regjimit te magazinimit doganor			20	11	abandonment of goods after customs warehousing regime
9678	Sistemim situatë pas hyrjes se mallrave ne magazine te lire	6,125	173	2,275	141	collation situation after entry of goods in free warehouse
9778	Diferenca ne matje ne magazine te lire	1,401	64	1,557	48	the difference in measurements in a free warehouse
9941	Firo natyrore ose teknike e mallrave qe kane qene ne RPA perjashtim	1,784	0	266	0	natural or technical losses of inward processing / exemption
9951	Firo natyrore ose teknike e mallrave qe kane qene ne RPA pezullim	8,334	21	11,833	8	natural or technical losses of inward processing / suspension
9978	Firo natyrore ose teknike e mallrave qe kane qene ne Mag te Lire			303	23	natural or technical losses of goods in free warehousing
<b>Totali</b>		<b>4,021,047</b>	<b>566,555</b>	<b>4,154,848</b>	<b>601,599</b>	

Tabela Nr 24 Eksporti Total sipas Procedurës

Table No 24 Total Export by Procedure

Procedura	Përshkrimi	2015		2016		Description
		Volume/Ton	Value/mln lek	Volume/Ton	Value/ml	
1000	Eksport definitiv direkt	3,939,926	106,666	3,753,869	96,619	definitiv export
1021	Eksport definitiv pas eksportit te perkohshem			0	1	definitiv export after temporary export
1023	Eksport definitiv pas eksportit te perkohshem per kthim pa ndryshime	21	13	84	20	definitive export after temporary exportation for return without changes
1025	Eksport definitiv pas eksportit te perkohshem per riparime	31	11	23	34	definitive export after temporary exportation for repair
1051	Eksport pas RPA me pezullim	27	2	24	72	export after inward processing suspension
1053	Eksport pas RLP me perjashtim te plote					definitive export after temporary importation with total exemption
1055	Eksport pas RLP me perjashtim te pjesshem					definitive export after temporary importation with partial exemption
1072	Eksport i mallrave shqiptare qe kane qene ne MagDog	5	4	6	6	definitive export of albanian goods after customs warehousing
2100	Eksport i perkohshem per RPP direkt pa procedure te meparshme	1,626	228	2,488	351	temporary exportation for outward processing, without previous procedure
2151	Eksport i perkohshem per regjimin e perpunimit pasiv	46	111	84	69	temporary exportation for outward processing
2300	Eksport i perkohshem per kthim pa ndryshime pa procedure te meparshme	2,061	1,054	2,529	673	temporary exportation for return without changes without previous procedure
2500	Eksport i perkohshem i mallrave shqiptare per riparime	715	1,111	587	2,484	temporary exportation of albanian goods for repair
2553	Eksport i perkohshem per riparime i mallrave qe jane ne RLP	3	6	70	61	temporary exportation for repair of the goods under temporary importation
2555	Eksport i perkohshem per riparime i mallrave qe jane ne RLP perjashtim i pjesshem	13	13	29	26	temporary exportation for repair of the goods under temporary importation partial exemption
2571	Exp perk per riparime i mallrave qe ndodhen ne magazine doganore					temporary exportation of goods under customs warehousing regime
3100	Kthim ne origjine pa procedure te meparshme	1,329	688	12,343	712	return to origine country without previous procedure
3140	Rieksportim pas Importimit per konsum te brendshem	750	365	2,152	202	reexport after definitive import
3141	Ri-eksportim pas RPA me rimbursim	152,507	10,701	11,698	2,383	re export after inward processing with drawback
3151	Ri-eksportim pas RPA me pezullim	147,794	124,471	176,357	143,051	re export after inward processing with suspension
3153	Ri-eksportim pas Importimit me RLP me perjashtim te plote	19,583	5,131	18,872	5,797	re export after temporary importation with total exemption
3155	Ri-eksportim pas RLP me perjashtim te pjesshem	6,070	3,936	5,328	2,819	re export after temporary importation with partial exemption
3156	Ri-eksportim pas ekspozitave ose panairëve	182	195	139	123	re export after exhibitions or fairs
3171	Ri-eksportim pas hyrjes ne MagDog i mallrave jo shqiptare	23,282	6,313	30,798	6,879	re exportation of non albanian goods under customs warehousing regime
3178	Ri-eksportim pas vendosjes ne magazina ose zona te lira	1,354,384	55,935	1,283,891	40,370	re exportation after customs warehousing or free zones
Total		<b>5,650,355</b>	<b>316,955</b>	<b>5,301,372</b>	<b>302,753</b>	



Tabela 25 Marrëveshjet e Tregtisë të Lirë Import

Table 25 Free Trade Agreements Import

Grupimet	2015				States	2016			
	MTL Volume/Ton	MTL Value/mln lek	Total Volume/Ton	Total Value/mln lek		FTA Volume/Ton	FTA Value/mln lek	Total Volume/Ton	Total Value/mln lek
BE	1,136,732	182,901	1,862,572	336,216	EU	1,263,429	215,410	2,010,368	366,474
CEFTA	511,077	25,001	691,248	41,354	CEFTA	532,033	25,015	736,554	38,096
EFTA	598	424	5,706	8,625	EFTA	634	484	10,894	7,233
Turqia	224,107	37,236	278,421	43,748	Turkey	266,109	39,443	315,948	45,592
<b>Totali</b>	<b>1,872,514</b>	<b>245,562</b>	<b>2,837,947</b>	<b>429,944</b>	<b>Totals</b>	<b>2,062,205</b>	<b>280,352</b>	<b>3,073,765</b>	<b>457,395</b>

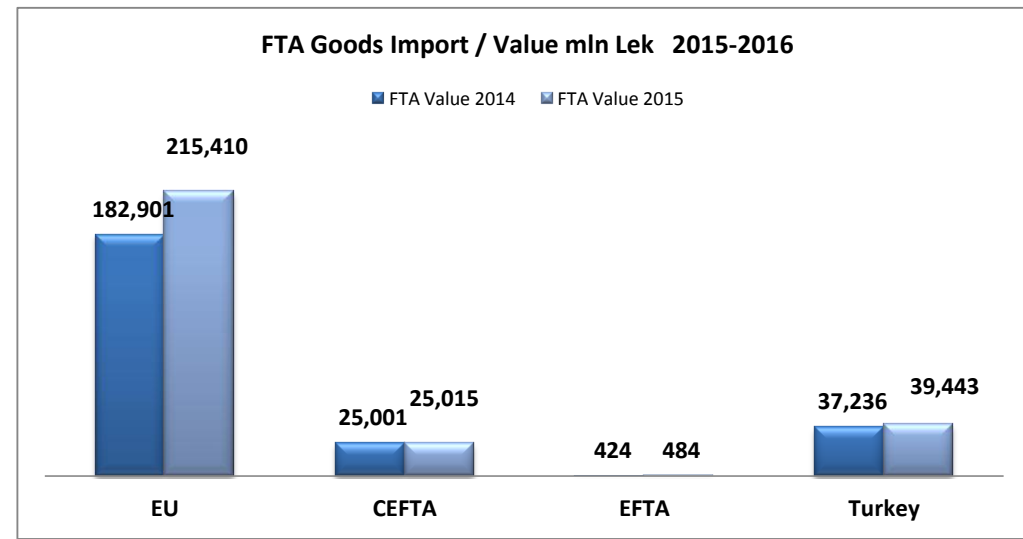
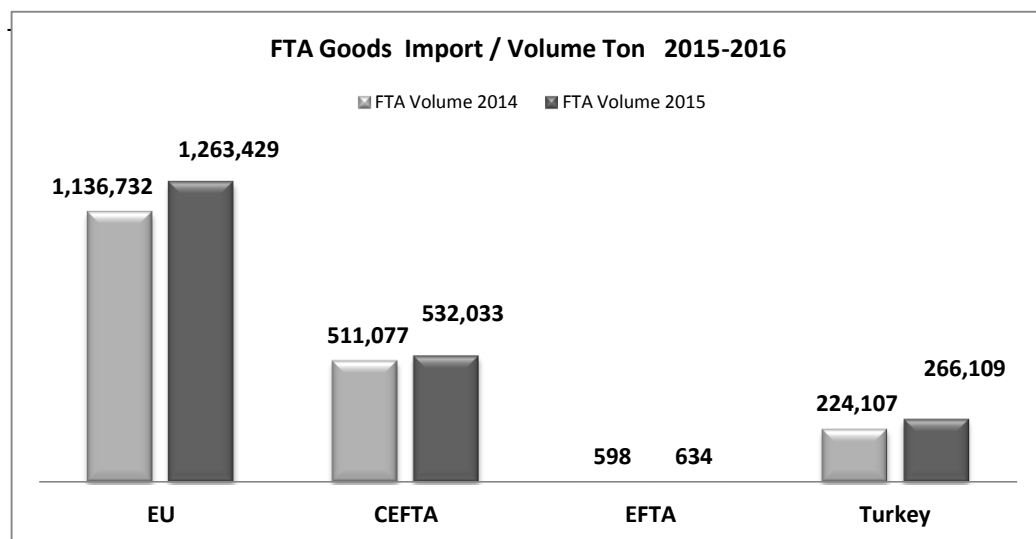
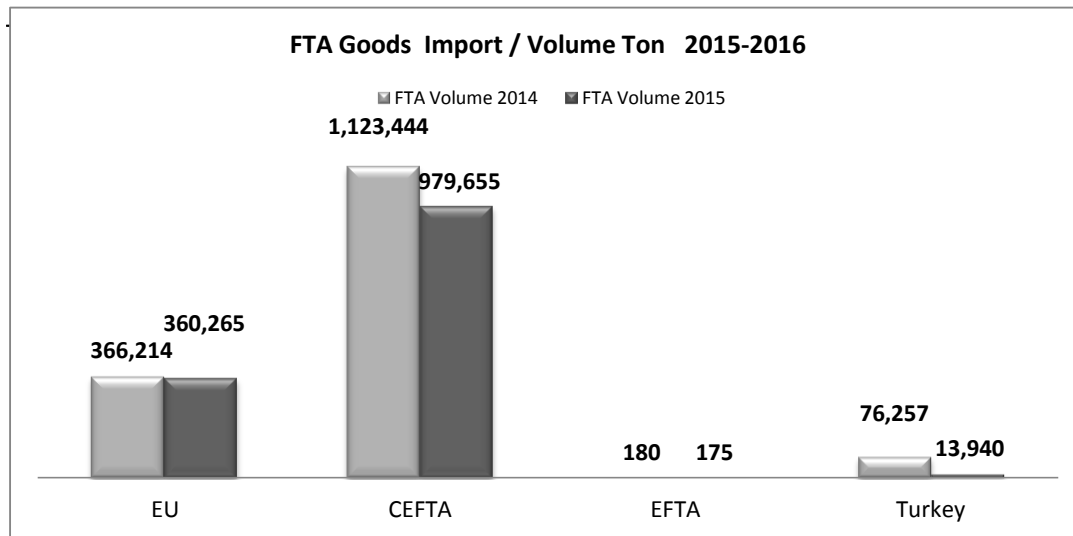


Tabela 26 Marrëveshjet e Tregtisë së Lirë Eksport

Table 26 Free Trade Agreements Export

Grupimet	2015				States	2016			
	MTL Volume/Ton	MTL Value/mln lek	Total Volume/Ton	Total Value/mln lek		FTA Volume/Ton	FTA Value/mln lek	Total Volume/Ton	Total Value/mln lek
BE	366,214	104,317	1,541,906	183,144	EU	360,265	120,570	1,510,797	189,739
CEFTA	1,123,444	20,433	1,783,892	34,522	CEFTA	979,655	20,047	1,782,828	33,049
EFTA	180	61	38,631	2,469	EFTA	175	77	43,037	2,581
Turqia	76,257	5,011	143,236	6,949	Turkey	13,940	1,332	56,614	2,803
<b>Totali</b>	<b>1,566,096</b>	<b>129,822</b>	<b>3,507,665</b>	<b>227,084</b>	<b>Totals</b>	<b>1,354,035</b>	<b>142,026</b>	<b>3,393,276</b>	<b>228,172</b>

FTA Goods Import / Volume Ton 2015-2016



FTA Goods Import / Value mln Lek 2015-2016

